

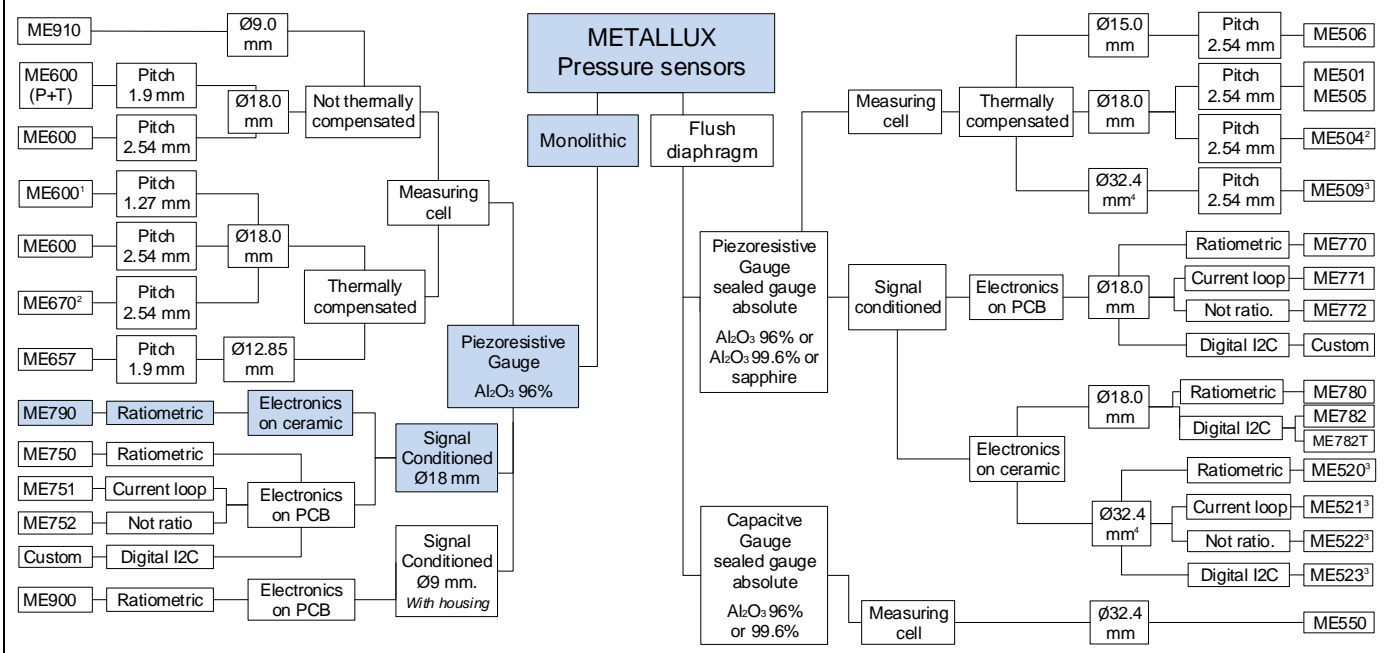


Metallux ME790 and MEP790 pressure sensors are made with a monolithic ceramic cell and they work following the piezoresistive principle. The Wheatstone bridge is screen printed directly on one side of the ceramic cell by means of Thick Film technology and signal conditioning electronics generates 0.5...4.5 V ratiometric output. Pressure and temperature calibration is done electronically with the on-board ASIC and it can be performed in bar (ME790) or in psi (MEP790). Electronics provides offset and span correction when the temperature changes. Zero correction software to compensate offset shift due to final customer assembly available on request. This allows good precision and long-term stability. The Metallux ME790 family meets EMC requirements. The ASIC EEPROM stores production lot specific data for sensor traceability and it allows custom calibration. Due to the excellent chemical resistance of the Al₂O₃ ceramic, the ME790 sensors are suitable for nearly all aggressive media.

- FEATURES**
- Excellent resistance to corrosion and abrasion
 - Fully integrated signal conditioning
 - EMC compliant
 - Thermally compensated
 - Zero stress mounting software



Pressure sensors family tree



¹ Also available in not thermally compensated version
² Digitally trimmed offset, also available not thermally compensated

³ Not available with sapphire diaphragm.
⁴ Suitable for low pressure range (≤1 bar)

Technical characteristics

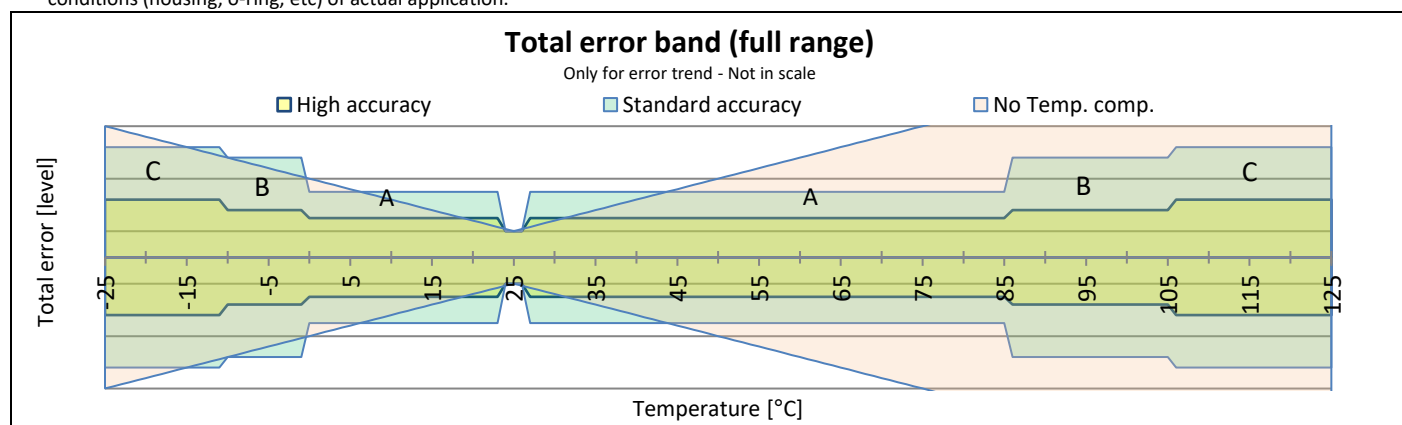
Parameters	Units	ME790 / MEP790
Output	-	Ratiometric
Output range	-	0.5...4.5 [V]
Sensor type	-	Monolithic, gauge
Technology	-	Piezoresistive with electronic signal conditioning
Diaph. material	-	Ceramic Al ₂ O ₃ 96%
Weight	g	≤ 6 (excluding connections)
Response time	ms	≤ 5
Supply voltage	VDC	4.5...5.5
Max current ¹	mA	6 (R _{LOAD} ≥ 2 kΩ)
Operating temp.	°C	-25...+125 (-13 °F...+257 °F)
Storage temp.	°C	-40...+135 (-40 °F...+275 °F)
Compliant with	-	Reach, RoHS, Conflict Minerals free
EMC/ESD ² compliances	-	Electrostatic discharge immunity IEC/EN 61000-4-2(2009)
		Radiated electromagnetic field immunity IEC/EN 61000-4-3(2006)
		Electrical fast transient (burst) immunity IEC/EN 61000-4-4(2004) ²
		Surge immunity Not applicable
		Conducted RF immunity immunity IEC/EN 61000-4-6(2014)

Pressure range		ME790 / MEP790									
Nominal	ME	bar	3	5	10	20	50	100	200	250	400
Pressure ³	MEP	psi ⁴	50	100	150	400	1000	1500	3000	4000	5000
Overload pressure		bar	10	10	20	40	100	150	300	375	500
		psi	145	145	290	580	1450	2175	4350	5440	7250
Burst pressure		bar	20	20	35	60	140	300	400	500	650
		psi	290	290	507	870	2030	4350	5800	7250	9425
Vacuum capability		bar	-0.9	-0.9	-1	-1	-1	-1	-1	-1	-1
		psi	-13.1	-13.1	-14.5	-14.5	-14.5	-14.5	-14.5	-14.5	-14.5

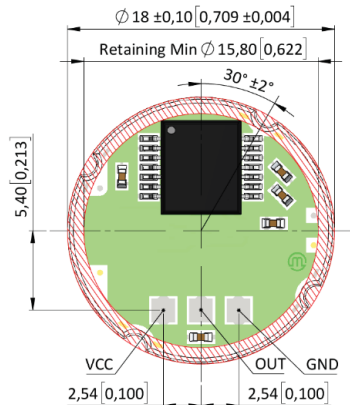
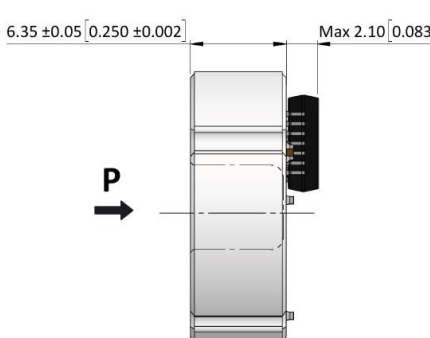
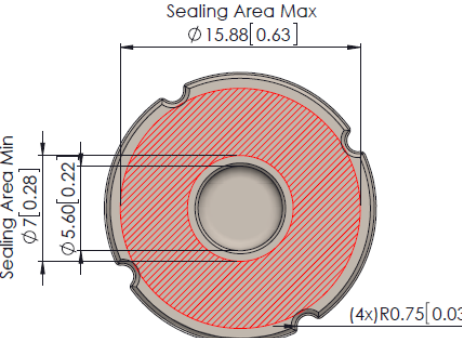
Accuracy ⁵ [%FS]	Calibration with high accuracy						
25°C (77 °F)	1.0						
A) 0...85°C (32...185 °F)	1.5		1.4	1.6	1.8	2.4	2.4
B)-10...105°C (14...221 °F)	1.8		1.7	1.8	2.2	2.6	2.6
C)-25...125°C (-13...257°F)	2.2		2	2.2	2.5	3.5	3.5
Accuracy ⁵ [%FS]	Calibration with standard accuracy						
25°C (77 °F)	1.0						
A) 0...85°C (32...185 °F)	2.5		2.4	2.6	2.8	3.4	3.4
B)-10...105°C (14...221 °F)	3.8		3.7	3.8	4.2	4.6	4.6
C)-25...125°C (-13...257°F)	4.2		4.0	4.2	5.5	5.5	5.5
Accuracy ⁵ [%FS]	Calibration without thermal compensation						
25°C (77 °F)	1.0						
-25...125 °C (-13...257°F)	Max ± 0.08 %FS/K (Ceramic cell thermal offset shift + thermal span shift) + Accuracy at 25°C						

Unless indicated, all data are based on a reference temperature of 25°C and a power supply of 5 VDC.


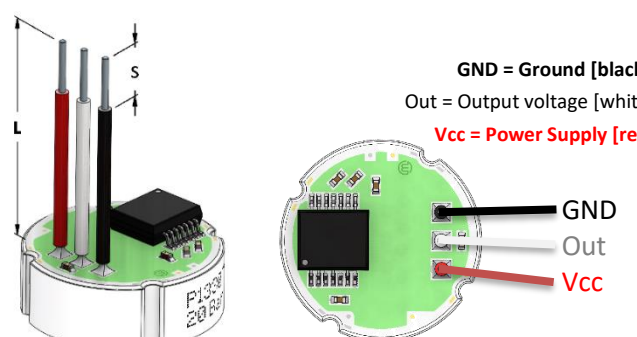
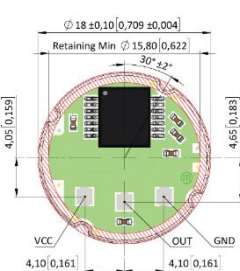
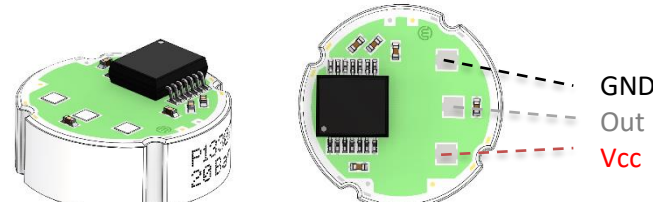
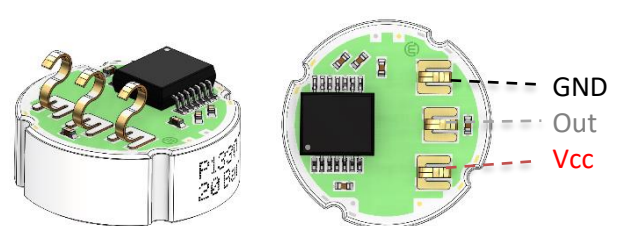
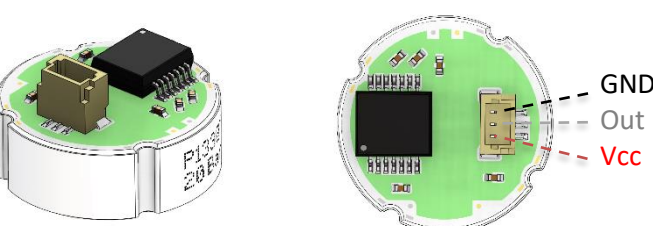
1. During calibration or auto-zero, current consumption is < 30 mA
2. All EMC/ESD test are performed in grounded Metallux housing. EFT/Burst level is according to EN 61326-1:2013
3. Pressure ranges not listed in the technical chart have performances of the nearest listed pressure range. Contact us for customization.
4. Psi values are not the exact conversion of bar value. PSI ranges are defined to cover different standard values.
5. Accuracy includes room temperature error of non-linearity, hysteresis and non-repeatability, offset and span deviation PLUS thermal span shift and thermal offset shift. Accuracy calculation is performed in Metallux housings; accuracy excludes temperature hysteresis which primarily depends on mechanical conditions (housing, o-ring, etc) of actual application.



Mechanical drawings

Top View	Side View	Bottom View (3...400 bar – 50...5000 psi)
<p>Type 0 version.</p>  <p>3x Pads 1.6 x 1.6 [0.063 x 0.063] Pitch=2.54 [0.1]</p>	 <p>NOTE: see below for springs or connector height.</p>	 <p>For Oring calculation consider misalignments.</p>
<p>All quotes are in mm [inch] – General tolerance ISO 2768-1 M</p>		

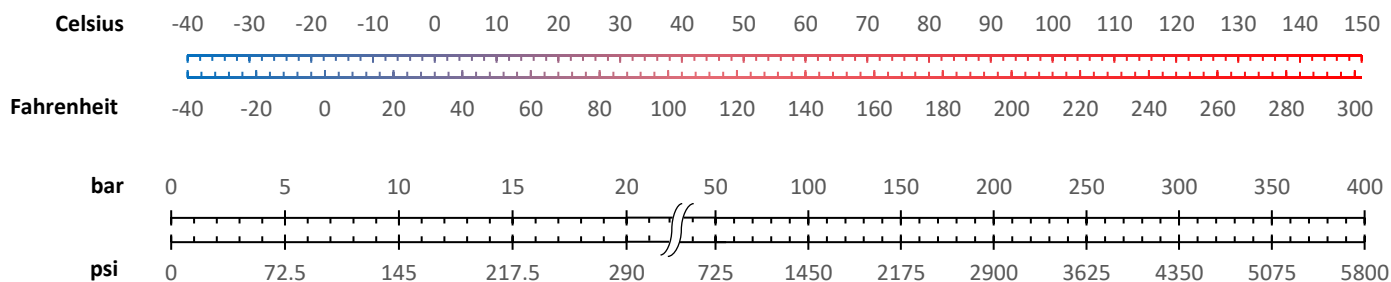
Electrical terminations

<p>ME790: type 0, wires L= 50.8 mm; type 9, pins L = 9 mm</p>  <p><u>Wire section</u> : 0.09mm² <u>Cable length</u>: L = 50.8 ± 2 [2 ± 0.08] <u>Stripped wire length</u>: S = 5.0 ± 0.5 [0.2 ± 0.02] <u>Soldered pins length</u>: L = 9.0 ± 0.5 [0.35 ± 0.02] <u>Pitch</u>: 2.54 ± 0.10 [0.100 ± 0.004]</p> <p>GND = Ground [black] Out = Output voltage [white] Vcc = Power Supply [red]</p> 	<p>ME790: type 1, tinned pads</p>  <p><u>Pitch</u>: 4.10 ± 0.05 [0.161 ± 0.002] <u>Max. tin solder thickness</u>: 0.3 [0.01]</p> 
<p>ME790: type 9, springs (contact us for customization)</p> <p><u>Pitch</u>: 4.10 ± 0.10 [0.161 ± 0.004] <u>Compr. force</u>: 6...9 N to have 4.5mm [0.177] <u>Springs height</u>: 4.9 ± 0.2 [0.193 ± 0.008]</p> 	<p>ME790: type 9, connector (contact us for customization)</p> <p><u>Pitch</u>: 1.00 ± 0.10 [0.039 ± 0.004] <u>Connector type</u>: BM03B-SRSS-TBT 3 poles <u>Op. Temp</u>: -25°C...+85°C (-13 °F...185 °F) <u>Connector height</u>: 4.25 ± 0.15 [0.167 ± 0.006]</p> 
<p>All quotes are in mm [inch] – General tolerance ISO 2768-1 M</p>	

Ordering code

	ME	-	790	---	-	-	-
Pressure unit	bar		blank				
	psi		P				
Pressure range	ME	MEP	ME – MEP				
	0...3 bar	or 0...50 psi	003 – 050				
	0...5 bar	or 0...100 psi	005 – 100				
	0...10 bar	or 0...150 psi	010 – 150				
	0...20 bar	or 0...400 psi	020 – 400				
	0...50 bar	or 0...1000 psi	050 – 1k0				
	0...100 bar	or 0...1500 psi	100 – 1k5				
	0...200 bar	or 0...3000 psi	200 – 3k0				
	0...250 bar	or 0...4000 psi	250 – 4k0				
	0...400 bar	or 0...5000 psi	400 – 5k0				
Others on request (enquiry for customization)			999 – 999				
Calibration	High accuracy				0		
	Standard accuracy				1		
	No temperature compensation (calibration done at room temperature)				2		
	Not calibrated, not compensated (electrical test only)				3		
	Others on request (enquiry for customization)				9		
Termination type	Wires 50.8 mm				0		
	Tinned pads				1		
	Others on request (springs, pins 9mm, SMD connector, others)				9		
Coating	Standard conformal coating						Blank
	Parylene or other coating (enquiry for customization)						Custom

Conversion tools



Sold in North America By:
Servoflo Corporation
 75 Allen Street
 Lexington, MA 02421
 Tel: 781-862-9572
www.servoflo.com / info@servoflo.com



To be disposed of according to local regulations (OTRif 16 02 97 for Switzerland, CER 16 02 16 for European Union)