




Using Cisco Webex with Pigeonhole Live

A Pigeonhole Live Guide



ABOUT

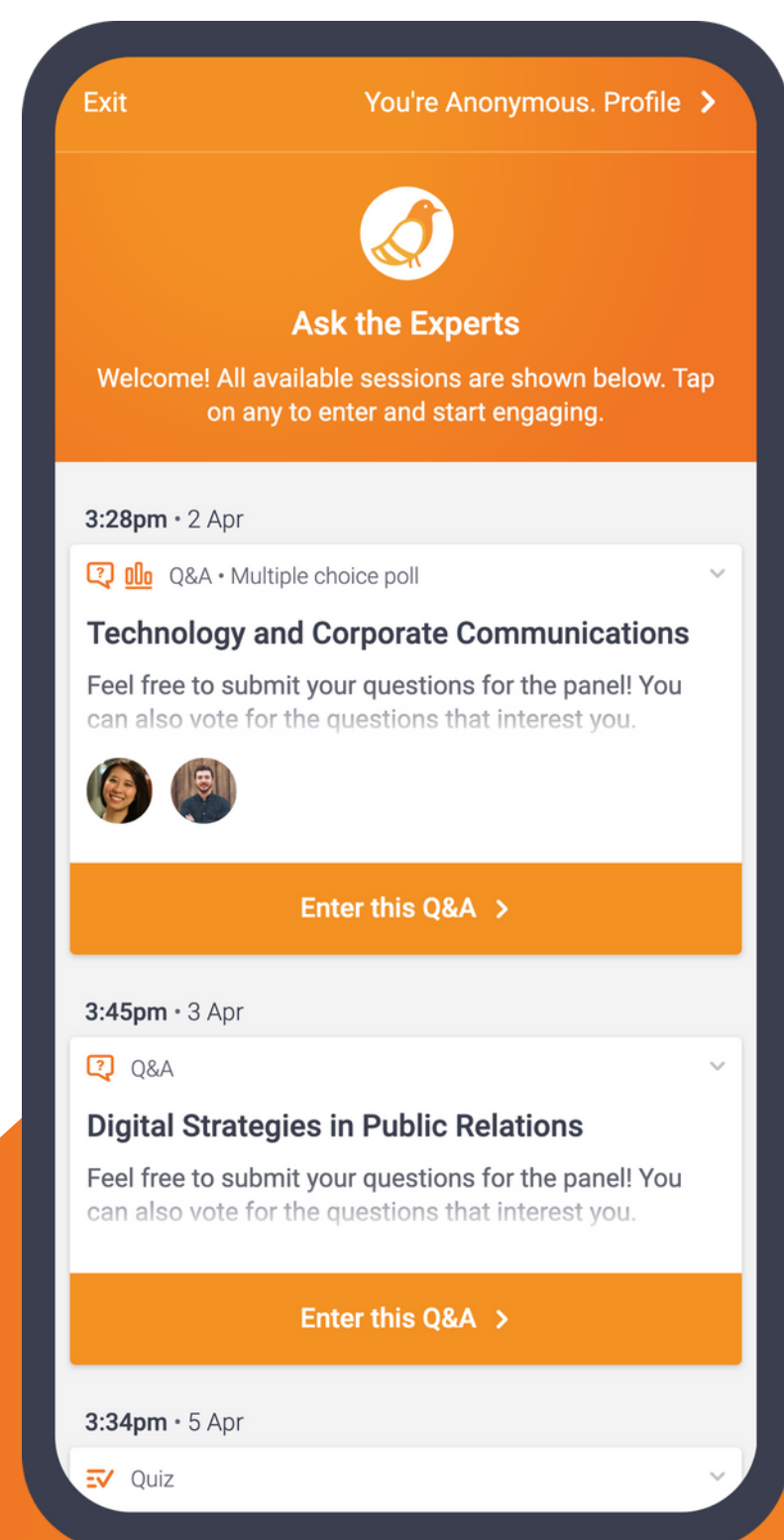
Pigeonhole Live

Pigeonhole Live is a live Q&A, Polling, and Survey platform that makes audience engagement happen. Whether in the meeting room or the conference hall, we are radically changing the way Fortune 500 companies, organisations, and education institutions interact with their live audiences.

Since 2010, Pigeonhole Live has been widely used to facilitate important conversations and bring new insights to our users, from a regular all-hands meeting at a Fortune 500 company to a global conference where leading thinkers, policy makers, and decision makers gather to discuss pressing global issues.

Pigeonhole Live has several session formats to choose from, each designed to suit your meeting needs.

- Live Q&A
- Multiple Choice Polls
- Open-ended Polls
- Chats
- Surveys
- Quiz with Leaderboard
- Word Cloud Polls




ABOUT

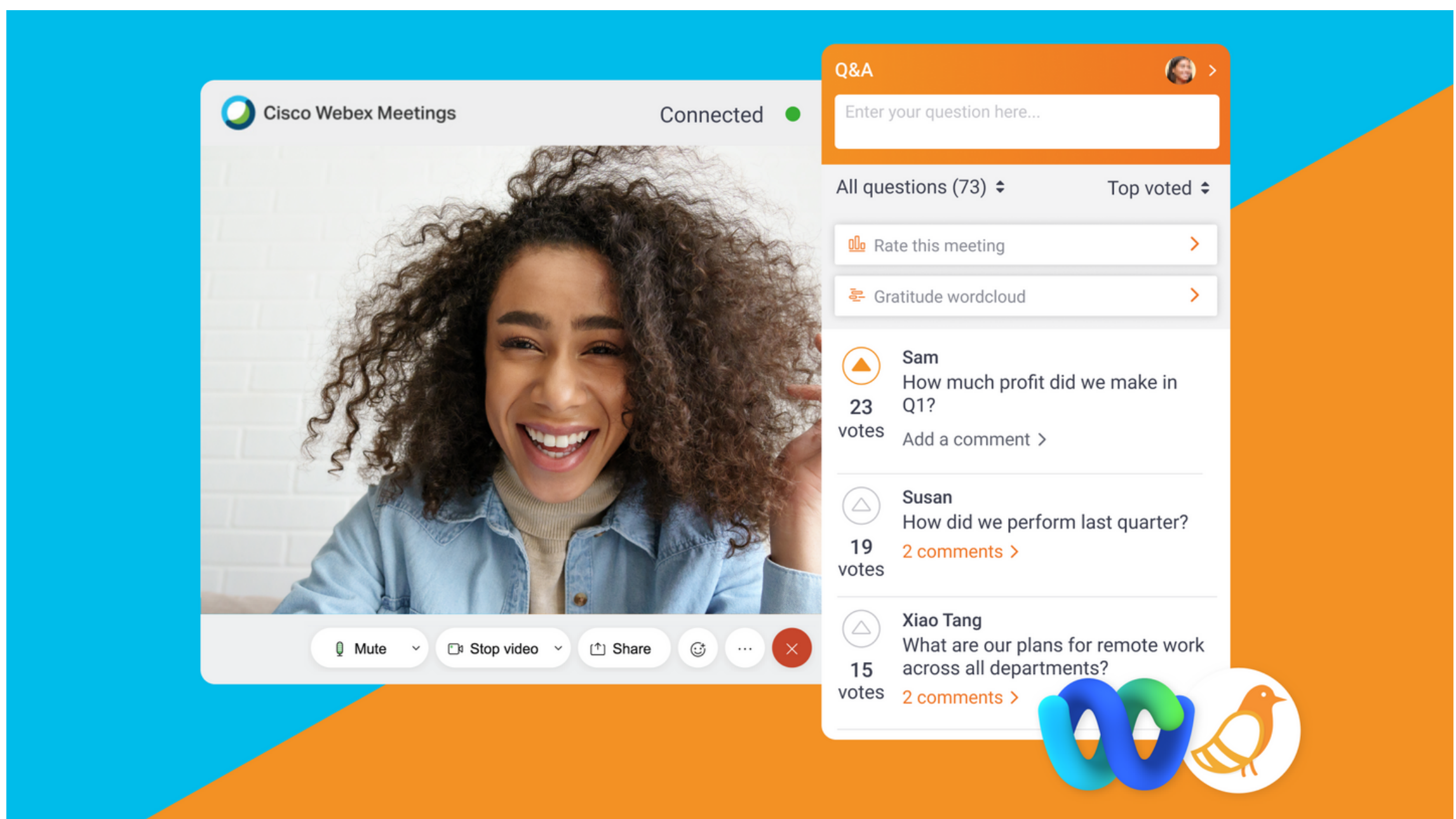
Cisco Webex

Cisco Webex is the leading enterprise solution for video conferencing, online meetings, screen share, and webinars.

Each month 130 million professionals rely on Webex to collaborate and to move projects forward faster. Teams work with anyone from a browser, mobile, or video device.

Webex Meetings offers integrated audio, video, and content sharing with highly secure web meetings from the cloud. Cisco Webex Events helps you expand large-scale meetings and corporate events. Use real-time online events and webinars to reach more attendees, reduce travel costs, and increase attendance.





Why should I use Pigeonhole Live with Cisco Webex?

By using Pigeonhole Live with Webex Meetings and Events, you can engage your virtual audience just as you would a real life audience. While interacting with them through video conferencing, you can make your events and meetings more engaging by giving your attendees a place to ask questions, share opinions, compete, give feedback.

With our Audience Web App integrated, you can share the event's agenda with your audience, and engage with our full suite of features: live Q&A, polls, chats, surveys, and even quizzes.

Where can I use this integration?

Virtual Meetings

Keep your team aligned during your virtual meetings.

All-Hands Meetings

Create a safe space for employees to ask questions from anywhere in the world

Online Training

Sharpen your team's skills with Assessments and Quizzes.



Webinars

Keep in touch with your audiences by pairing your webinars with our Live Q&As.

How to set it up

This integration supports Webex Meetings and Events on Desktop (Windows and Mac) only.

You can use the full suite of Pigeonhole Live features in this integration.

On Pigeonhole Live

In your Pigeonhole Live workspace, click the "Add" button.

Key in your event details (event name, date, time, event code), and create the Pigeonhole.

Under **Agenda**, add your sessions. We recommend that you nest your polls and surveys under the Q&A session for a more seamless experience.

The screenshot shows the 'New Session' form in the Pigeonhole Live interface. The top navigation bar is orange with a 'Dashboard' link, a help icon, a notification bell, and a user profile for 'Ping Ting Soh' from 'PigeonLab'. The main header area shows 'Town Hall' with an 'Edit' link, a '994NTK' code, a 'Captivate Plan' dropdown, an 'Upgrade' link, a 'Test Mode' toggle, and a 'Run links' button. The left sidebar has a section 'Event upcoming' for '9 - 15 Apr 2019' with a list of steps: '1 Event info', '2 Agenda' (highlighted), '3 More settings', '4 Run your event', and '5 Insights'. The main content area has tabs for 'Sessions' and 'Speakers'. The 'Sessions' tab is active, showing a breadcrumb 'Agenda > Sessions > New Session'. Under the 'Session Type' section, there are two categories: 'Interactive Sessions' and 'Non-interactive Sessions'. In the 'Interactive Sessions' category, the 'Q&A' option is selected with a red checkmark. Other options include 'Poll: Multiple choice', 'Poll: Quiz', 'Poll: Word cloud', 'Poll: Open-ended', and 'Survey'. In the 'Non-interactive Sessions' category, there are 'Break' and 'Regular' options. To the right of the session type selection is an 'Example' box showing a poll question: 'What does success look like for you?' with '35 votes' and 'Anonymous' responses, and a prompt 'Let audience submit and vote on questions'. Below the session type selection is the 'Q&A Agenda Information' section, which includes a 'Name *' field, a 'Start *' field set to '09 Apr 2019 09:00 AM', and an 'End *' field set to '15 Apr 2019 11:59 PM'. At the bottom of this section is a link to '+ Add optional description, location or speaker'.

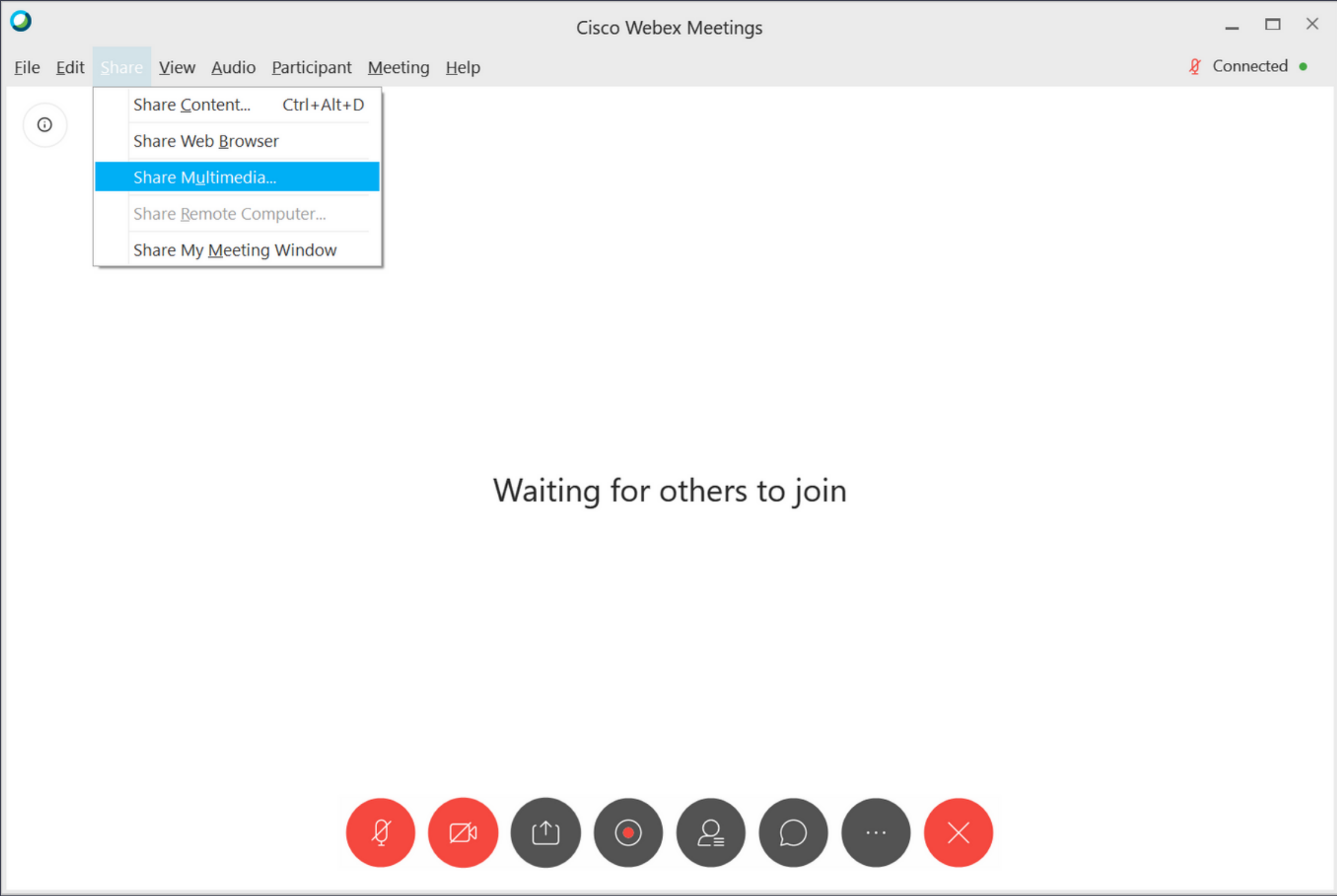
Once the event is live, go to **Run your event** and copy the session-specific Audience Web App link.

It should look like this:

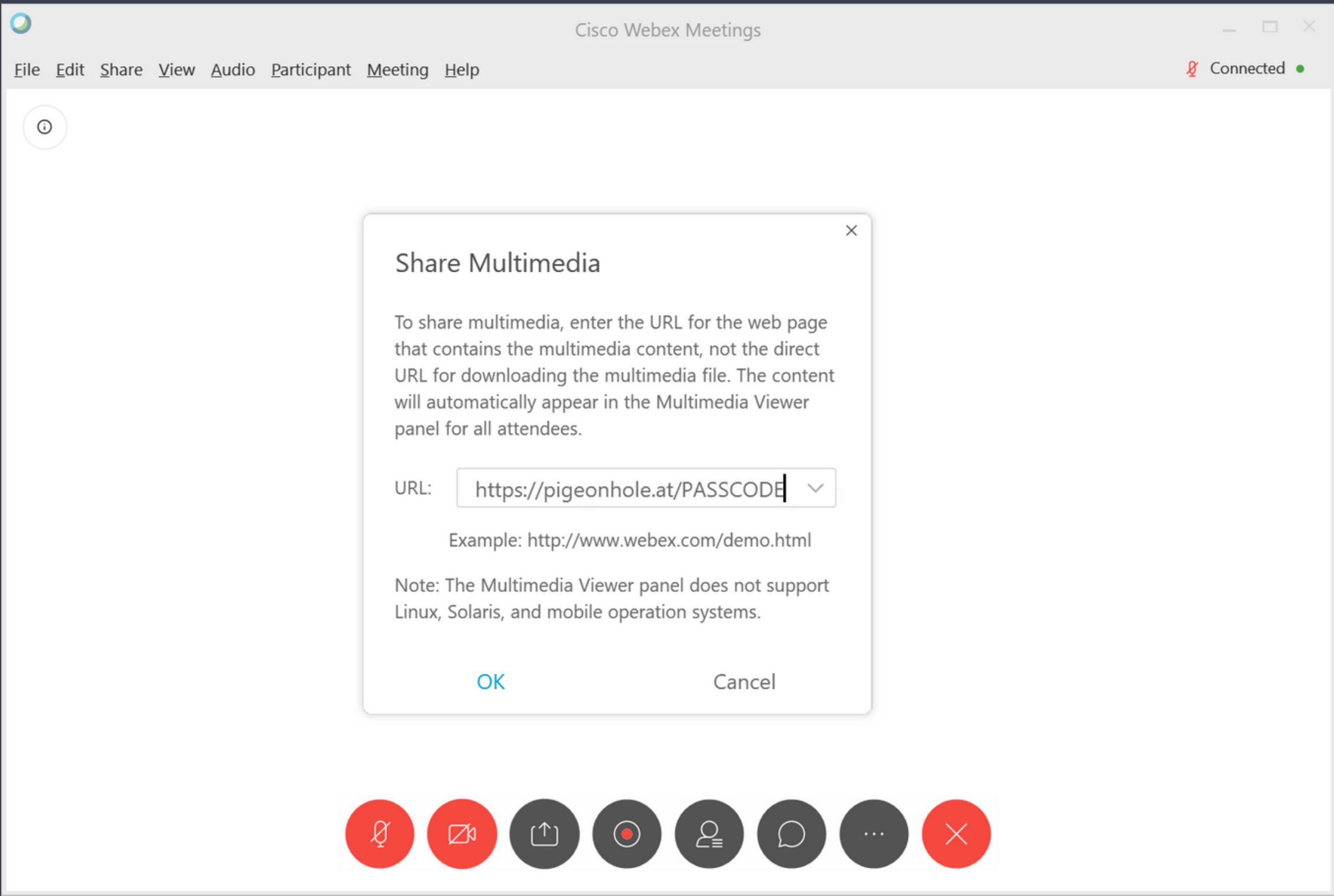
<https://pigeonhole.at/PASSCODE>

On Cisco Webex

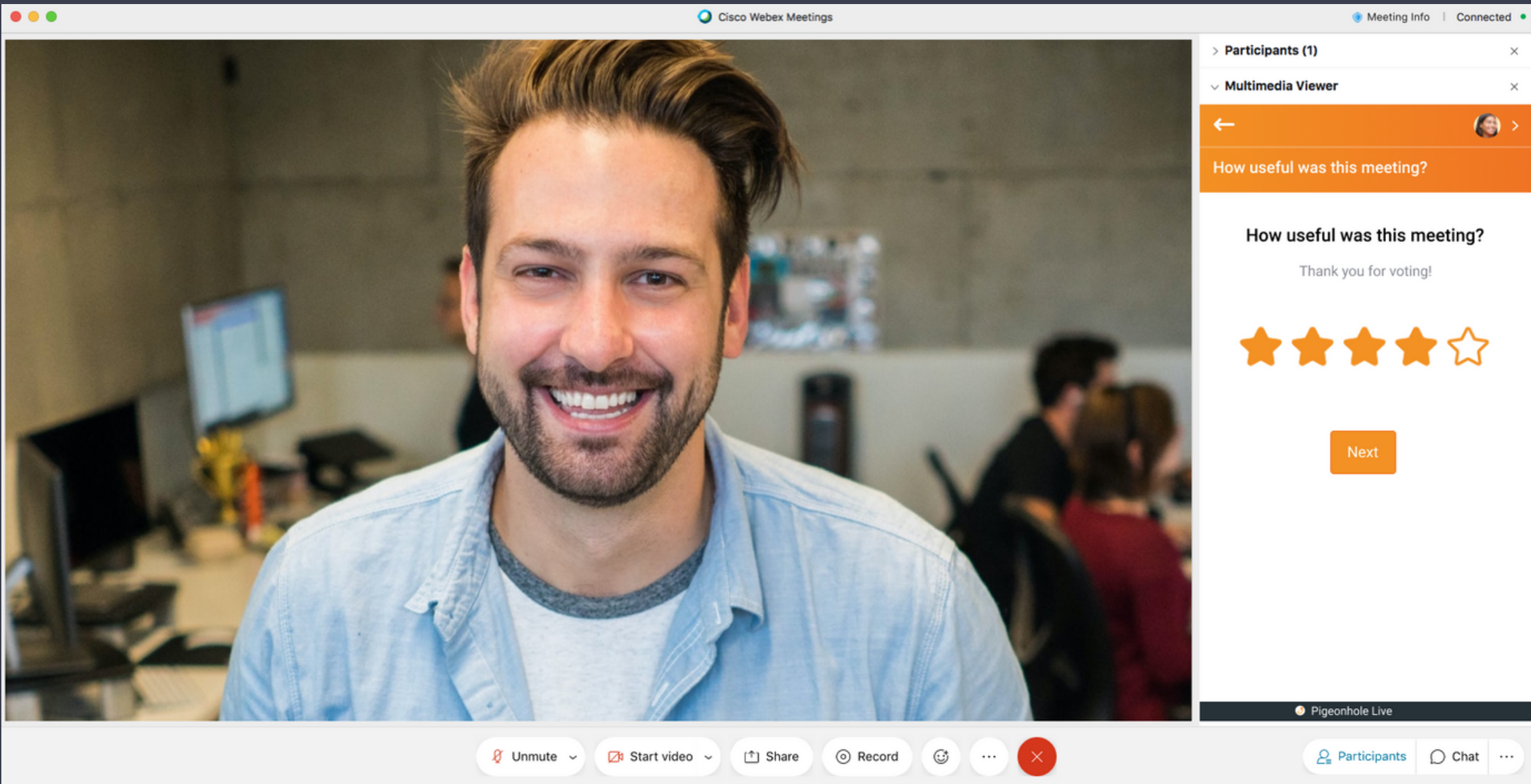
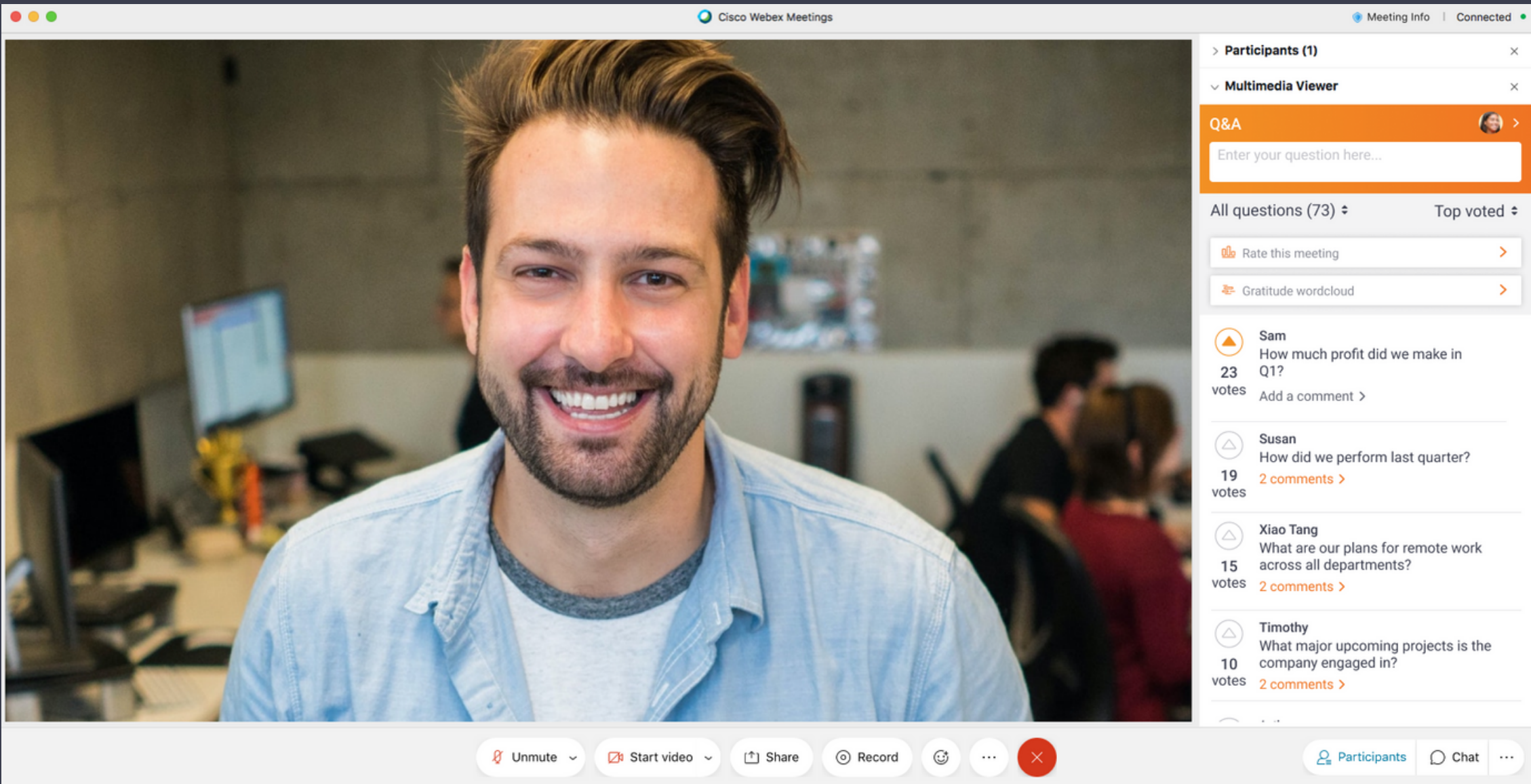
Once you've set up your meeting on Cisco Webex, go to the toolbar menu at the top of the page and click on Share. Then, select Share Multimedia in the dropdown menu.



Enter your Pigeonhole or specific session URL in the field and Select OK.



Your Audience Web App will appear next to the meeting video as shown below.



Features you can use



Q&A


Crowdsource and moderate questions from your attendees during your remote meetings.



Polls

Use our wide variety of polls to engage attendees, get consensus on decisions, or brainstorm ideas during a meeting.

- MCQ
- Open-Ended
- Assessments
- Quizzes



Announcements

Broadcast messages or prompt users to participate in Polls, Q&A, or Survey with a pop-up announcement.



Comments

Allow your attendees to chat in the comments section and submit verified answers from the speaker/admin.



**Try it out and let us know
what you think!**

Email us at productteam@pigeonlab.com