



Rhode Island Student Loan Authority

ANNUAL REPORT

Fiscal Year Ended
June 30, 2021
And Dated
December 31, 2021



RISLA
RHODE ISLAND STUDENT
LOAN AUTHORITY

BOARD OF DIRECTORS

Mr. Robert J. Delaney, *Chairperson*
Ms. Sandra Mack, Esq., *Vice-Chairperson*
Mr. Daniel Egan, *Secretary & Treasurer*
Mr. Seth Magaziner, *General Treasurer, State of RI*
Ms. Kelly A. Morrissey
Ms. Bonnie Saccucci

Charles P. Kelley, *Executive Director*

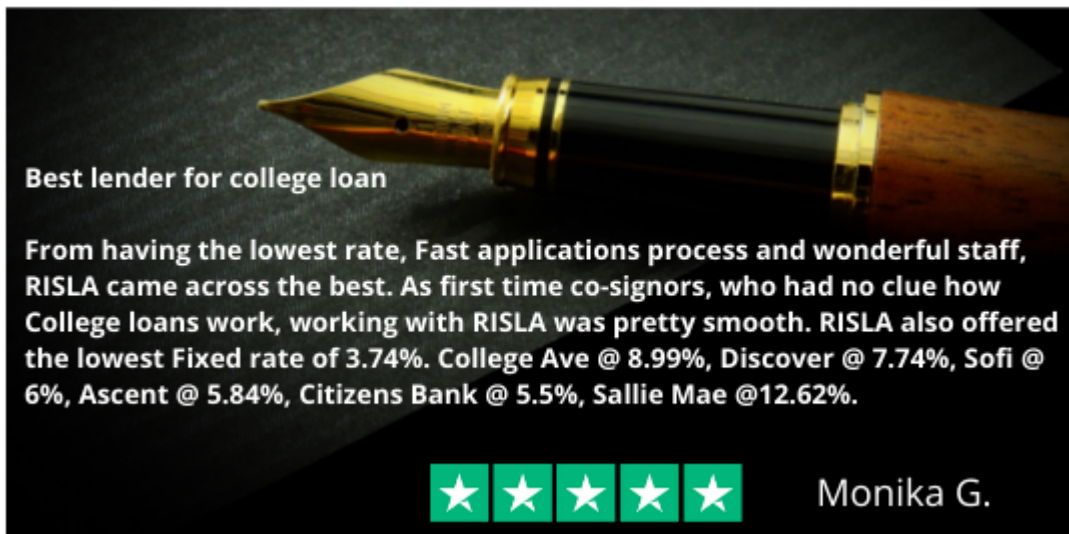
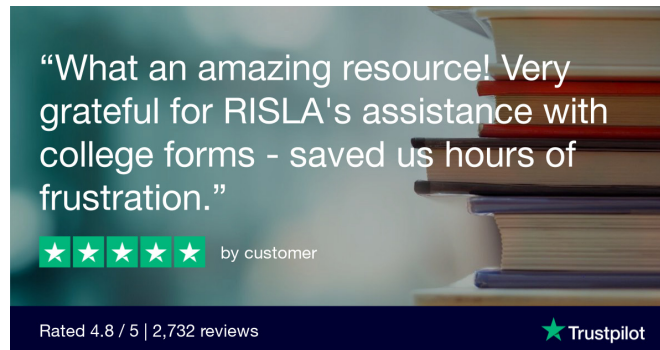
TABLE OF CONTENTS

Introduction	2-3
Highlights	4-10
Looking Ahead	11
Programs Administered	12 - 14
Meeting Minutes and Rules and Regulations	15
RISLA is a Self-Supporting Organization	16
One on One Training and Group Sessions	16
RISLA Financial Reports	17
Appendix	
RISLA Financial Statements for Fiscal Year 2021	Appendix 1 - 43

INTRODUCTION

On behalf of the Board of Directors and staff of the Rhode Island Student Loan Authority (“RISLA”), we are proud to share with you our 2021 annual report. Since 1981, RISLA has served as a non-profit quasi-state authority that is committed to providing affordable higher education solutions for Rhode Islanders. This past year included a number of accomplishments that reflect our commitment to student success.

As the pandemic continued to present us with ebbs and flows through 2021, we continued to adapt to serve students and families without interruption or inconvenience. Our staff worked diligently to ensure that students and families would continue to be able to apply for RISLA education loans online and obtain the expert advice they need to apply to college and complete their financial aid forms. We are proud of the work done and the praise we received by many thankful customers via service reviews provided throughout the year.



The pandemic has certainly highlighted the true inequities that exist in our State. To help improve educational equity RISLA has continued to increase its outreach into those communities with first-generation college students utilizing multilingual promotional and assistance efforts to encourage

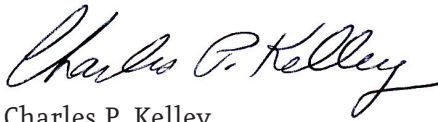
RISLA 2021 ANNUAL REPORT

the completion of the all-important FAFSA and other financial aid forms. The realization that higher education is achievable for all, will improve diversity at our colleges and universities.

Despite continued temporary or intermittent shutdowns and ever-changing protocols for schools, we continued with our free outreach via virtual presentations to thousands of students throughout the state. The RISLA College Planning Staff assisted approximately 4,500 students and families to complete their financial aid forms including the FAFSA and college applications via phone appointments with the College Planning Center. In addition, RISLA's Knowledge for College financial literacy site provides scholarship drawings to those students who make the effort to learn about financial literacy.

This year Forbes Advisor ranked RISLA as having one of the best education loan programs in the country. They recognized that for twenty-eight (28) years RISLA's fixed rate education loan programs are among the most affordable of any in the nation. Our loan programs all come with no upfront fees and the safety net of income-based repayment. RISLA instituted an easy-to-use online request form to allow borrowers to suspend their payments, which was heralded by our Governor and other state leaders. This Covid relief program has been in effect since March of 2020 and will continue through January of 2022.

This report highlights a host of our accomplishments in 2021. These efforts are a direct result of the hard work and commitment of the employees at RISLA and its College Planning Centers. These efforts are also made possible through the leadership and direction of our volunteer board of directors, including Chairman Robert Delaney, Vice Chair Sandra Mack, Secretary/Treasurer Daniel Egan, Kelly Morrissey, Bonnie Saccucci, and General Treasurer Seth Magaziner.



Charles P. Kelley
Executive Director



Noel Simpson
Senior Director of Finance & Operations

HIGHLIGHTS 2021


In 2021, the Rhode Island Student Loan Authority continued to fulfill its mission of making higher education more accessible and affordable for Rhode Islanders. RISLA embarked on several initiatives throughout the year, leading to a host of accomplishments. The highlights include:

Forbes Advisor Ranks RISLA Top Education Loan in the Country


For the second consecutive year Forbes Advisor released its survey of the top private student lenders in the country from a long list of prominent student loan lenders and RISLA received a top ranking, an improvement from 2020's ranking of 2nd.

Forbes ADVISOR

Best Private Student Loan Options



Rhode Island Student Loan Authority



Variable APR

N/A

Fixed APR

2.99% to 4.74%

Why We Picked It

Rhode Island Student Loan Authority, known as RISLA, is a nonprofit based in Rhode Island that lends to students across the country. It offers two different loan types for undergraduate students, which each come with their own fixed interest rates. One loan requires immediate repayment, and one lets you defer payments until six months after you leave school. Everyone who qualifies for each of the loan types gets the same rate, which makes it easy to compare RISLA loans with others you've qualified for.

For borrowers who struggle to afford their loan after graduating, RISLA is one of the only private lenders to offer an income-based repayment plan, which limits payments to 15% of income for a 25-year period.

RISLA was a winner of Forbes Advisor's best private student loans of 2020 awards. Learn more [here](#).

Extra Details

Loan terms: 10 or 15 years

Loan amounts available: \$1,500 to \$45,000 per year (\$150,000 aggregate per borrower)

Eligibility: Applicants must show a minimum income of \$40,000 per year and a minimum credit score of 680. Most undergraduate students will need a co-signer to qualify.

Forbearance options: Forbearance available for up to 24 months.

Co-signer release policy: Available after 24 months of payments. Periods during which borrowers use income-based repayment do not qualify.

RISLA Provided **\$128 Million** in Safe, Fixed-Rate Loans in Fiscal Year 2021

For the 2020/21 academic year, RISLA provided approximately \$68 million in undergraduate loans to students and families and refinanced almost \$60 million of existing education loans. RISLA's in school loans offer borrowers the choice of either immediate or deferred repayment.

	Student Loan Immediate Repay	Student Loan Immediate Repay	Student Loan Deferred Repay	Parent Loan Immediate Repay
	Rhode Island Advantage Rate ¹			
Borrowers	Student & Cosigner	Student & Cosigner	Student & Cosigner	Parent
Fixed Interest Rate ² w/Auto-Pay	2.99% (3.24% w/o auto-pay)	3.74% (3.99 w/o auto-pay)	4.74% (4.99 w/o auto-pay)	4.54% (4.79% w/o auto-pay)

Rhode Island's education loan offerings have some of the lowest rates in the country. RISLA does not have any upfront fees and no prepayment penalty.

RISLA's interest rates were much less than the Federal Parent PLUS loan's rate of 6.28%, and that federal loan charged a fee of over 4%. At these rates, over a standard 10-year repayment, RISLA will save families approximately 23% of the amount they borrowed in fees and interest. For example, on a \$17,000 loan RISLA will save a family approximately \$3,900 over the typical ten-year repayment period.

As a responsible non-profit lender, RISLA directed borrowers to the temporary suspension of interest and payments issued by the federal government through January 31, 2022 and other federal loan benefits such as Public Service Loan Forgiveness. RISLA is currently advising borrowers who want to refinance that they should consider that the Biden administration may forgive some loans held by the federal government.

Important Borrower Protections Come with All RISLA Loans

As part of RISLA's commitment to students and families, borrower protections are included in all of its loan offerings. These protections include hardship forbearances up to 24 months and income-based repayment to help students and families when unplanned hardships occur. RISLA also offers loan forgiveness for total and permanent disability (using the same criteria as the Federal Government), military benefits that include a 6% interest rate cap on all RISLA loans while the borrowers are on active duty, and loan forgiveness in the event of a student's death.

RISLA also offers an Attractive Graduate Loan Program

RISLA's graduate student loans are available to matriculating and non-matriculating borrowers at degree granting Title IV eligible colleges. Graduate students are able to benefit from RISLA's easy online application, the choice of immediate or delayed repayment options, the choice of borrowing in the student or parent's name, and no application, origination or upfront fees. The graduate loan program allows borrowers to apply for income-based repayment, which can make payments more affordable. Payments can also be delayed for up to one year with RISLA's deferment program. RISLA's graduate loan programs features fixed rates with the RI Advantage rate of 2.99% with auto pay and immediate repayment, and 4.74% with auto pay for deferred repayment.

Refinancing Options at RISLA Remain a Popular Choice


RISLA was the first non-profit in the country to offer education loan refinancing which continues to be a very popular way for students and families to obtain a lower interest rate and save hundreds and even thousands of dollars in interest charges.

Forbes Advisor Ranks RISLA Top Student Loan Refinance provider

Forbes ADVISOR


Best Student Loan Refinance Lenders

Rhode Island Student Loan Authority

4.5  Forbes ADVISOR

Variable APR
N/A

Fixed APR
2.69% to 5.64%

**Compare Rates** →

Via Credible.com's Website

Why We Picked It

Rhode Island Student Loan Authority, or RISLA, is a Rhode Island-based nonprofit that refinances loans for customers across the country. It stands apart for its income-based repayment program, which limits payments to 15% of income for a 25-year period if borrowers can't afford their payments. That's an extremely rare perk in the student loan refinance market, as is its 24-month forbearance period. RISLA did not receive a perfect score because it doesn't provide a co-signer release policy and it charges late fees.

RISLA only offers fixed interest rates.

Extra Details

Loan terms: 5, 10 and 15 years

Loan amounts available: \$7,500 to \$250,000, depending on the degree earned

Eligibility: No degree required. Minimum credit score 680 and minimum income of \$40,000.

RISLA 2021 ANNUAL REPORT

Refinancing can also help borrowers lower their monthly payments and simplifies repayment for borrowers with multiple lenders. RISLA currently offers a student loan refinancing option with a fixed interest rate as low as 2.69% with autopay and repayment terms of 5, 10, or 15 years with the ability to refinance up to \$250,000.

RISLA refinancing loans also offer income-based repayment (IBR) as a safety net for those borrowers who may encounter financial problems from medical issues or unemployment. During the pandemic RISLA's IBR program has helped many borrowers avoid default.

All RISLA Loans Come with the *RISLA Advantage*

As the leading non-profit resource for Rhode Island students and families, RISLA strives to help people borrow responsibly. Along with providing financial literacy tools, borrowing guides, and in-person (or virtual now) support, RISLA is proud to stand by its loan programs with the *RISLA Advantage*. The *Advantage* includes

- easy online applications with quick pre-qualification
- multi-year approval so borrowers can receive loan approval for multiple years of college with a single application
- options for delayed or immediate repayment
- the choice of borrowing in the student or parent's name
- no application, origination, or upfront fees of any kind
- borrower protections – including income-based repayment to make payments more affordable and forbearance up to 24 months
- cosigner release on undergraduate, graduate and parent loans for qualifying borrowers after the first 24 months of consecutive on-time payments

Substantial Coronavirus Relief Program Initiated by RISLA

Initiated in March of 2020, RISLA continues to help borrowers whose income may have been negatively impacted by the coronavirus pandemic with a simple online application form to suspend monthly loan payments on RISLA's non-federal loans. The relief program remains in place until January 31, 2022. Executive Director Charles P. Kelley noted that RISLA "will do all that we possibly can to lessen the financial burden of repaying RISLA's non-federal student loans and will monitor the federal and local situation closely." The relief effort was lauded by former Governor Raimondo, who publicly encouraged Rhode Islanders to take advantage of the program.

College Planning Center Ensures Outreach as Pandemic Continues to be Among Us

The coronavirus pandemic has altered the way the College Planning Center of Rhode Island (CPCRI) reaches students and families throughout the state. The CPCRI's locations in Warwick and Lincoln remains closed for in person appointments as staff members continue with remote system for outreach on financial aid questions and FAFSA completion. CPCRI Director Stacy Crooks has led the effort to have all sessions with students and parents done by phone, ensuring that the organization continues

to be a valued resource for those navigating the college planning process. All phone appointments remain free of charge.

Special Loan Benefits for Nurses, Nurse Educators & Primary Care Professionals

For many years, RISLA has provided reward programs for those working as nurses and nurse educators at RI colleges and universities. The Nursing Rewards program provides graduates who remain in Rhode Island and provide direct patient care with a zero percent interest on loans for up to four years.

RISLA's Nurse Educators Loan Forgiveness program has assisted 16 nurse educators with over \$240,800 in loan forgiveness to date. This helped the Community College of Rhode Island, New England Institute of Technology, Salve Regina University, Rhode Island College and the University of Rhode Island to attract and retain nurse educators to staff their nursing programs.

RISLA is also proud to collaborate with leading organizations in the state to offer a Primary Care Provider Loan Repayment program for health professionals including nurse practitioners and physician assistants. The program is funded by Blue Cross & Blue Shield of RI, United Healthcare, the RI Medical Society, and the RI Foundation, and administered by RISLA. Loan repayment awards are provided to primary health care providers in exchange for service commitments to those newly recruited to the state. Awards go directly to pay educational loans, up to \$40,000 for qualifying recipients.

Loan Forgiveness for Internships

Along with RISLA's programs for certain health professionals, RISLA is proud of a loan forgiveness program for students who participate in internships. The program is designed to reduce student indebtedness while helping them improve their marketability to employers after college. Under the program, students can earn loan forgiveness up to \$2,000 on their non federal RISLA loans by completing an eligible internship. The program is open to all Rhode Island students or those attending an institution of higher education in the State.

RISLA's "Knowledge for College" Financial Literacy Scholarships Making A Difference

In 2021, RISLA expanded its popular scholarship program to broaden the awareness of responsible personal financial decisions among students. The "Knowledge for College" scholarships were designed to help students as they prepare for, attend, or pay for college. RISLA has increased these scholarship awards from \$50,000 to \$100,000 in scholarships for 50 versus 25 students annually. RISLA hosts a monthly financial literacy learning module year-round at www.risla.com/fin-lit-quiz, eligible students have the opportunity to win \$2,000 by answering financial literacy questions pertaining to credit, budgeting, and other college-related financial topics. Four winning students are randomly selected on the 1st of each month for the Knowledge for College Scholarship with two additional bonus winners in the month of May for the scholarship award. The goal of the program is to help Rhode

Island students pay for higher education and make responsible financial decisions. The “Knowledge for College” scholarships are available to Rhode Island residents who are high school seniors or are currently in college or graduate school and non-resident students attending Rhode Island colleges and universities.

RISLA Launches Tax-Free Student Loan Repayment Effort with Employers

When Congress passed coronavirus relief legislation in March, a provision was included to allow employers to provide a student loan repayment benefit to employees on a tax-free basis. Under the provision, an employer may contribute up to \$5,250 annually towards an employee’s student loans, and the payment would be excluded from their income. The contribution is still allowed as a tax deduction for the employer. In 2019, RISLA developed in-house software to make it easy for employers to help their employees reduce their student loan burden. As part of this benefit program RISLA offers free counseling to the employees on financial wellness, planning and saving for college and how to make smart decisions regarding their student loan debt, and for non-profit employers how to qualify for Public Service Loan Forgiveness (PSLF).

To further assist students in repayment, RISLA matches an employer’s contribution up to \$500 per year in the form of forgiveness if the participating employee is currently in repayment on a RISLA student loan.

RISLA Launches Annual Campaign to Increase Completion of Financial Aid Forms

In advance of the October 1st FAFSA application opening, RISLA launched a comprehensive outreach campaign aimed at getting more financial aid to graduating high school seniors interested in attending college. The campaign features an online FAFSA Toolkit, which RISLA shares with the Rhode Island Department of Education (RIDE) including easily accessed “how-to” videos in English and Spanish on completing the FAFSA, checklists, infographics, and more. Additionally, RISLA is spreading the word about FREE FAFSA completion assistance on RIPTA buses, Route 95 billboard, digital ads, print ads in community newspapers, Spanish radio station ads, and social media posts in English and Spanish. The campaign also included a text feature where students and families could text the word “FAFSA” to 24000 to schedule an over-the-phone help session with experts from RISLA’s College Planning Center and to view helpful videos in English and Spanish. Nationally the FAFSA completion rate continues to decrease and RISLA is working hard to help improve the completion rate for Rhode Islanders.

College Planning Center Offers Wide Array of Virtual Events

With the continuation of safety protocols due to the pandemic, the College Planning Center of RI has continued to offer its services both virtually and in person, as requested. Starting off the year in September with our Kick Off to College week, CPCRI offered four virtual sessions focusing on Completing the Common App, What College Admissions is Looking For, Financial Aid Overview & FAFSA Fact, Myths & Q&A. Immediately following Kick Off to College, the CPCRI scheduled and facilitated over 60 events both virtually and in person, as requested, across the state. The events included financial aid nights, admissions overviews, common application workshops, and FAFSA completion workshops.

RISLA 2021 ANNUAL REPORT

The events included sessions in English and Spanish. Participating high schools included Rogers High School, Mt. Saint Charles Academy, Bay View Academy, Trinity Academy for Performing Arts, Blackstone Valley Prep, Cranston High School East, Cranston West High School, North Providence High School, Johnston High School, Jacqueline Walsh School for the Arts, North Kingstown High School, East Providence High School, Barrington High School, North Smithfield High School, Scituate High School, Ponaganset High School, Smithfield High School, LaSalle Academy, Middletown High School, St. Raphael Academy, St. Patrick's Academy, West Warwick High School, Pilgrim High School, Coventry High School, Chariho High School, South Kingstown High School, Portsmouth High School, E-Cubed Academy, Tiverton High School, New England Laborers'/Cranston Public Schools Construction & Career Academy, Paul Cuffee High School, Tollgate High School, Woonsocket High School, Highlander Charter School, Charette Charter School, Village Green Virtual Charter School, Hope High School, Shea High School, 360 High School, Central Falls High School, Providence Career and Technical Academy, Juanita Sanchez Educational Complex, the Greene School, Mount Pleasant High School, Classical High School and Central High School.

FAFSA Student Ambassadors

In our efforts to reach underserved communities for FAFSA completion, we are engaging student interns from ten lower FAFSA completion rate schools to help us spread the word regarding the importance of FAFSA completion and the availability of the free services available at the College Planning Center. Students will intern for one month using their social media platforms to direct fellow students to a variety of our online resources, virtual events and the overall importance of getting their FAFSA completed.

RISLA Joins U.S. Senator Jack Reed for College Aid Workshop

U.S. Senator Jack Reed held his 31st annual College Aid Workshop on December 8th. The event was held virtually due to the coronavirus pandemic. RISLA's Senior Director of Finance and Operations, Noel Simpson and College Planning Center of RI Director Stacy Crooks joined Sen. Reed in the presentation to students and families. RISLA has enjoyed a longstanding tradition of working with Senator Reed on his college aid workshops.

LOOKING AHEAD

2021 marked the 40th year that RISLA has operated as a trusted resource for Rhode Islanders. We are so proud of our history of assisting tens of thousands of students reach their higher education dreams. This commitment remains unwavering.

It is our hope that in the new year our state will emerge from the challenges posed by the coronavirus and benefit from the medical advances that can bring back a return to normal operations. Until then, we have developed a true competency in reaching students and families virtually with important information on planning and paying for college. This will continue with our talented team until it is deemed safe to return to normal operations.

With the updates proposed for changes and exceptions to the Public Service Loan Forgiveness Program (PSLF) by the U.S. Department of Education, RISLA will provide free assistance to help Rhode Islanders navigate what has been a very complicated approval process for loan forgiveness. In January 2022, RISLA will launch additional resources including a dedicated Help Line to answer questions regarding the PSLF program and the most recent expansion waiver, as well as assist borrowers in completing the PSLF application at no cost.

The US Department of Education in October 2021 issued a temporary expansion of Public Service Loan Forgiveness eligibility for federal student loan borrowers which expires on October 31, 2022. RISLA continues to proactively inform those who are considering refinancing with us of these potential changes, with a recommendation that Federal Direct, FFELP or Federal PLUS loans held by the Federal Government not be refinanced at this time until the expiration of the Federal Forbearance Extension. As always, we will provide unbiased advice on educational financing that is in the best interest of students and their higher education success.

RISLA is quite cognizant of the challenges faced by the rising costs of a college education. The pandemic has created vast uncertainty in higher education that leaves students in need of services and programs to make the best decisions possible. We believe the importance of our work has never been greater, and RISLA stands ready to be Rhode Island's leading voice for students and families as we emerge from an extremely challenging year.

SUMMARY OF RISLA PROGRAMS ADMINISTERED

Fiscal Year Ended June 30, 2021

Rhode Island Student Loan Program

- RISLA has offered Fixed Rate Student Education Loans since 1992. These credit-based loans feature varied terms, flexible repayment options, and zero origination fees or prepayment penalties. The interest rates vary by product type and are consistently among the lowest in the country, notably lower than the Federal Parent and Graduate Student PLUS Loans.
- On May 20, 2021, RISLA issued Tax Exempt Fixed Rate Student Loan Program Revenue Bonds in the amount of \$57,655,000. The purpose of this bond issue was to fund fixed rate student loans originated in FY 2022.
- Also, on May 20, 2021, RISLA issued Taxable Fixed Rate Student Loan Program Revenue Bonds in the amount of \$29,000,000. The purpose of this bond issue was to fund fixed rate refinancing loans originated in FY 2022.
- Among RISLA's product types are the Immediate Repayment Student Loan (for the lowest possible interest rate), the Deferred Repayment Student Loan (for those who want to start repayment after college), the Parent Loan (for Parents who do not want their child's name on the loan), and the Refinance Loan (for those who want to combine Federal and/or private loans into one low interest rate loan).

RISLA Education Loans

- For the 2021/22 academic year, RISLA offers a 10-year student loan with a Rhode Island Advantage fixed rate at 2.99%, after a discount of .25% for auto debit for borrowers who choose an immediate repayment loan. In addition, deferred repayment options, which delays repayment until after the student is out of school, are also available at 4.74% with the auto-pay discount. A co-signer release option is available for qualifying borrowers after two years of repayment and meeting specified credit criteria. Also included in this offering to undergrad and graduate students are low fixed student loans for qualified certificate programs at Title IV approved institutions.
- For the 2021/22 academic year, RISLA offers a 10-year college loan for parents with a fixed rate of 4.54%, after a discount of .25% for auto debit. There are no origination fees or prepayment penalties.
- RISLA offers a low fixed rate student loan refinancing program to help make repaying private, PLUS, and Stafford loans easier for all borrowers. Refinancing student loan borrowers can potentially reduce their interest rate, monthly payment and total interest cost. Borrowers can choose a 5-, 10-, or 15- year term. RISLA provides borrowers who are considering refinancing a

RISLA 2021 ANNUAL REPORT

comprehensive disclosure regarding potential federal student loan income driven repayment and loan forgiveness programs that the student will give up when refinancing their federal student loan.

RISLA's Coronavirus Relief Program

- Effective March 2020 and until January 31, 2022, RISLA will continue to help its borrowers whose income has been negatively impacted with our borrower protection programs of forbearance and income-based repayment.

College Planning Center of Rhode Island (CPCRI)

- Started by RISLA in 1998, the CPCRI provides free expert college admissions and financial aid counseling to parents and students. The CPCRI is staffed by former financial aid and college planning counselors.
- CPCRI staff provides one-on-one counseling to parents and students in completing the often-complex financial aid forms such as the Free Application for Federal Student Aid (FAFSA) and the College Board's CSS Profile financial aid application.
- Working with high school counselors, CPCRI staff provide workshops on financial aid, essay writing and college selection.
- The College Planning Center of Rhode Island assisted over 8,890 individuals through in-person counseling and seminars to assist with their college planning needs in FY 2021.
- The CPCRI website located at www.RISLA.com contains many financial aid and admissions resources including a scholarship search service containing many locally based scholarships.

RISLA's Knowledge for College Scholarship Fund

- \$100,000 annual financial literacy scholarship fund.
- RISLA has funded 450 scholarships totaling \$900,000 from FY 2004 through FY 2021.
- RISLA has focused the Knowledge for College Scholarship on financial literacy in order to help Rhode Island residents cover tuition, reduce the need for college borrowing, and increase their knowledge of financial topics related to student lending. RISLA's Knowledge for College Scholarship provides a chance for entrants to win scholarship funds while in their senior year of high school or any year of college.

Nursing Rewards and Nurse Educator Programs

- RISLA offers a zero-interest loan for the first four years of repayment through the Nursing Rewards Program. Eligible applicants must have a RISLA Student Loan or RISLA Parent Loan issued on or after July 1, 2011 and work in a licensed Rhode Island facility providing direct patient care.

RISLA 2021 ANNUAL REPORT

- Fifty-four nurses are currently enrolled in the Rewards programs. An eligible nursing student with \$15,000 loan balance can potentially save over \$2,000 in interest payments with RISLA's rewards programs.
- RISLA's Nurse Educators Loan Forgiveness program has assisted 16 nurse educators with over \$241,800 in loan forgiveness to date. This helped the Community College of Rhode Island, New England Institute of Technology, Salve Regina University, and the University of Rhode Island hire and retain nurse educators to staff their nursing programs.

Customer Service

- RISLA is known for its superior customer service. A local presence is important for schools and students and that factor distinguishes RISLA from its out-of-state competition. We have consistently received a 4.8 out of 5-star rating on the TrustPilot public service review platform.
- RISLA provides a locally operated call center for students and schools; locally operated loan disbursement center; default prevention programs for students and schools; and financial literacy counseling. By establishing a local presence, our loan origination staff is available to meet virtually with students and their families to explain the various loan programs, assist in the completion of loan applications and help to clear credit issues.
- Technology plays an important role in providing superior customer service. RISLA has invested in communication equipment, hardware and software to ensure that it continues to provide the best customer service.
- Information on the Authority's programs is available by calling 1-800-758-7562 or locally at 401-468-1700 or on the web at www.RISLA.com.

MEETING MINUTES AND RULES AND REGULATIONS

In accordance with the RI Open Meeting Laws, R.I. Gen. Laws. § 42-46-7(d), all public bodies are required to file a copy of the minutes of all open meetings with the secretary of state for inspection by the public within thirty-five (35) days of the meeting.

The Rhode Island Student Loan Authority's Board of Directors Meeting Minutes for fiscal year ended June 30, 2021 can be found on the Office of Secretary of State's website at the following address: <https://opengov.sos.ri.gov/OpenMeetingsPublic/OpenMeetingDashboard?subtopmenuId=201&EntityID=3405&MeetingID=968732>

RISLA's promulgated rules and regulations can be found on the Office of Secretary of State's website at the following address: <https://rules.sos.ri.gov/organizations/title/850>

RISLA IS A SELF-SUPPORTING ORGANIZATION

RISLA DOES NOT RECEIVE ANY STATE APPROPRIATIONS

RISLA receives no state appropriations and is entirely funded through revenues generated from its student loan programs and bond issues which are not in any way guaranteed by the state. RISLA's authorizing statute (RIGL Chapter 16-62) grants the Board of Directors the authority to appoint an Executive Director to run the day-to-day operations of RISLA. As of December 2021, RISLA had 38 full time employees who were responsible for managing RISLA's programs, financial reporting and the control and accounting of the flow of funds in RISLA's bond trust estates.

ONE ON ONE TRAINING AND GROUP SESSIONS

RISLA has provided one on one and group session college planning counseling, financial aid services, and financial literacy for students and their families since 1998. Besides one on one and group sessions, RISLA also offered training to high school counselors and college financial aid officers on these topics. RISLA also provides annual internal training to its staff on cyber security, protection of personally identifiable information, and credit policies.

RISLA's staff has viewed the training sessions conducted by the Attorney General in cooperation with the Roger Williams School of Law and the University of Rhode Island School of Continuing Education. Topics covered in the two training sessions included the Open Meetings Act, Access to Public Records Act, the state Ethics Commission gift restriction and conflict of interest requirements, and changes to government accounting and reporting standards. Board members were also briefed on the Ethics Commission annual financial reporting requirements."

RISLA FINANCIAL REPORTS

RISLA Financial Report for Fiscal Year 2021

On the next several pages you will find RISLA's statement of net position; statement of revenues, expenses, and changes in net position; statement of cash flows; and notes to financial statements for the year ending June 30, 2021. RISLA's complete audited financial statements, including the auditor's opinion letter and management discussion and analysis, is available on the web at www.RISLA.com or by calling the Authority at 401-468-1700.

**RHODE ISLAND STUDENT LOAN AUTHORITY
(A RELATED ORGANIZATION OF THE
STATE OF RHODE ISLAND)**

FINANCIAL STATEMENTS

AS OF AND FOR THE YEARS ENDED JUNE 30, 2021 AND 2020

RHODE ISLAND STUDENT LOAN AUTHORITY

CONTENTS

Independent Auditors' Report	1-2
Management's Discussion and Analysis	3-7
Basic Financial Statements	
Statements of Net Position.....	8-9
Statements of Revenues, Expenses and Changes in Net Position	10
Statements of Cash Flows.....	11-12
Notes to the Financial Statements	13-39
Report on Internal Control Over Financial Reporting and on Compliance and Other Matters Based on an Audit of Financial Statements Performed in Accordance with <i>Government Auditing Standards</i>	40-41

INDEPENDENT AUDITORS' REPORT

To the Board of Directors
Rhode Island Student Loan Authority

Report on the Financial Statements

We have audited the accompanying financial statements of the Rhode Island Student Loan Authority (a related organization of the State of Rhode Island), as of and for the years ended June 30, 2021 and 2020, and the related notes to the financial statements, as listed in the table of contents.

Management's Responsibility for the Financial Statements

Management is responsible for the preparation and fair presentation of these financial statements in accordance with accounting principles generally accepted in the United States of America; this includes the design, implementation, and maintenance of internal control relevant to the preparation and fair presentation of the financial statements that are free from material misstatements, whether due to fraud or error.

Auditors' Responsibility

Our responsibility is to express an opinion on these financial statements based on our audit. We conducted our audits in accordance with auditing standards generally accepted in the United States of America and the standards applicable to financial audits contained in *Government Auditing Standards*, issued by the Comptroller General of the United States. Those standards require that we plan and perform the audit to obtain reasonable assurance about whether the financial statements are free of material misstatement.

An audit involves performing procedures to obtain audit evidence about the amounts and disclosures in the financial statements. The procedures selected depend on the auditors' judgment, including the assessment of the risks of material misstatement of the financial statements, whether due to fraud or error. In making those risk assessments, the auditor considers internal control relevant to the entity's preparation and fair presentation of the financial statements in order to design audit procedures that are appropriate in the circumstances, but not for the purpose of expressing an opinion on the effectiveness of the entity's internal control. Accordingly, we express no such opinion. An audit also includes evaluating the appropriateness of accounting policies used and the reasonableness of significant accounting estimates made by management, as well as evaluating the overall presentation of the financial statements.

We believe that the audit evidence we have obtained is sufficient and appropriate to provide a basis for our audit opinion.

Opinion

In our opinion, the financial statements referred to above present fairly, in all material respects, the financial position of the Rhode Island Student Loan Authority as of June 30, 2021 and 2020, and the respective changes in financial position and cash flows for the years then ended, in accordance with accounting principles generally accepted in the United States of America.

Other Matters

Required Supplementary Information

Accounting principles generally accepted in the United States of America require that the management's discussion and analysis on Pages 3-7 be presented to supplement the basic financial statements. Such information, although not a part of the basic financial statements, is required by the Governmental Accounting Standards Board, who considers it to be an essential part of financial reporting for placing the basic financial statements in an appropriate operational, economic, or historical context. We have applied certain limited procedures to the required supplementary information in accordance with auditing standards generally accepted in the United States of America, which consisted of inquiries of management about the methods of preparing the information and comparing the information for consistency with management's responses to our inquiries, the basic financial statements, and other knowledge we obtained during our audit of the basic financial statements. We do not express an opinion or provide any assurance on the information because the limited procedures do not provide us with sufficient evidence to express an opinion or provide any assurance.

Other Reporting Required by Government Auditing Standards

In accordance with *Government Auditing Standards*, we have also issued our report dated September 28, 2021 on our consideration of the Rhode Island Student Loan Authority's internal control over financial reporting and on our tests of its compliance with certain provisions of laws, regulations, contracts, and grant agreements and other matters. The purpose of that report is to describe the scope of our testing of internal control over financial reporting and compliance and the results of that testing, and not to provide an opinion on the effectiveness of the Rhode Island Student Loan Authority's internal control over financial reporting or on compliance. That report is an integral part of an audit performed in accordance with *Government Auditing Standards* in considering Rhode Island Student Loan Authority's internal control over financial reporting and compliance.



Providence, RI
September 28, 2021

**RHODE ISLAND STUDENT LOAN AUTHORITY
MANAGEMENT’S DISCUSSION AND ANALYSIS
JUNE 30, 2021**

As management of the Rhode Island Student Loan Authority (“RISLA” or the “Authority”), we offer readers of RISLA’s financial statements this overview and analysis of our financial activities for the fiscal year (“FY”) ending June 30, 2021. RISLA’s management encourages readers to review the entire financial report and contact the Authority with any questions or comments.

In FY 2021, RISLA continued to offer the RISLA Student Loan program, which is a fixed rate loan product that offers attractive terms, conditions, and benefits as compared to other student loan programs in the market. This loan program gives student borrowers two options. Students could choose a ten-year immediate repayment option at a 3.99% fixed rate with automatic payment or choose a deferred repayment option at a fixed rate of 5.24% for a fifteen-year term with automatic payment. No payments are required on the 15-year loan until six months after the student graduates or leaves school. A parent loan was also offered, which is a ten-year loan with a fixed interest rate of 4.99% with automatic payment. RISLA was able to offer these low fixed rates with no upfront or origination fees for all borrowers and loan types. During FY 2021 RISLA originated approximately \$67 million in RISLA Student and Parent Loans which was a 17% decrease as compared to the prior year. Considering all of the uncertainty surrounding colleges and universities suspending in person classes and moving to a remote environment due to COVID-19, the decrease was much better than could be expected.

Beginning in FY 2015, RISLA was the first state-based organization to offer a refinancing program for borrowers with private or Federal student loans. The refinancing program provides borrowers the opportunity to ease their financial burden with the security of low, fixed rates and favorable repayment terms. For FY 2021, RISLA refinanced a little over \$59 million of student loans for 1,305 borrowers, which was an increase of 4% as compared to the prior year. The refinancing program helped borrowers save on average over \$8,700 in interest costs over the term of the loan. RISLA has secured \$91.8 million in proceeds to fund its in-school and refinancing programs for Fiscal and Academic year 2022.

RISLA has offered college access initiatives through its College Planning Center of Rhode Island (“CPC”) since 1998. There are currently two locations, Warwick and Lincoln, and they provide free expert and personal assistance to students and parents in the areas of college admission and financial aid. In FY 2021, the staff at the CPC provided assistance to over 12,600 individuals and hosted 60 financial aid seminars. The CPC also provides a searchable data base of 400+ hard to find, local scholarships. RISLA and the CPC work closely with the Spanish and Latino speaking population in Rhode Island with a goal of increasing college attendance and success among the Latino residents of the state.

RISLA offers a loan that requires no interest payments (zero % interest), for the first four years of repayment through the Nursing Reward Program. Eligible applicants must have a RISLA Student or Parent Loan issued between July 1, 2011 and June 30, 2021 and work in a licensed Rhode Island health care facility providing direct patient care. Fifty-two nurses are currently enrolled in the Rewards Program. An eligible nursing student with a \$15,000 loan balance can potentially save over \$2,000 in interest payments with RISLA’s Nursing Rewards Program.

Along with the nursing rewards program, RISLA offers a loan forgiveness program for students who participate in qualifying internships. The program is designed to reduce student indebtedness while helping them improve their marketability to employers after college and gaining first-hand experience in their chosen career path. Under the program, students can earn loan forgiveness up to \$2,000 by completing an eligible internship. The program is open to all Rhode Island residents attending college or students attending an institution of higher education in the state.

Beginning in FY 2021, RISLA initiated an Employer Student Loan Repayment Program. It is designed to assist employers with meeting their recruitment and retention goals and provide employees with financial wellness tools and develop practical strategies to help repay their student loans. RISLA also provides management services for employers that offers student repayment benefits.

RISLA issued \$86,655,000 in new taxable and tax-exempt bonds in the last quarter of FY 2021 which will be used to fund RISLA's In-School, Parent and Refinancing loans in FY 2022.

RISLA owns and administers a portfolio of federally guaranteed Stafford, PLUS and Consolidation loans issued under the Federal Family Education Loan Program ("FFELP") which had a principal balance of \$113,038,185 at June 30, 2021.

Financial Highlights

RISLA continues to offer the RISLA Student Loan which is an industry leading fixed rate student loan that has been available for 29 years. The RISLA Loan offers borrowers the choice of a 10-year loan term with payments due after final disbursement (Immediate Repay Loan) or a 15-year loan term with payments beginning six months after graduation (Deferred Loan). RISLA originated approximately \$67 million in RISLA student loans in FY 2021 and was able to secure financing to originate another \$63.4 million for FY 2022. RISLA also originated approximately \$59 million in refinanced loans and was able to secure \$29 million to continue offering refinance loans in FY 2022.

Bonds payable decreased from \$554,453,000 on June 30, 2020 to \$507,196,000 on June 30, 2021. This represents a decrease of \$47,257,000 or 8.5%. In FY 2021, RISLA had one bond issue which resulted in a total of \$86,655,000 in new fixed rate tax-exempt and taxable bonds. RISLA redeemed \$133,912,000 in bonds through permitted bond calls and other required bond payments.

Operating Income decreased from \$6.2 million on June 30, 2020 to \$5.5 million on June 30, 2021. This represents a decrease of \$750 thousand. A majority of this decrease was the result of the reduction in interest income generated from a declining Federal loan portfolio, the decline in deferred loan origination fees, and an extremely low interest rate environment for deposited cash reserves. RISLA has not originated Federal Loans or charged origination fees on RISLA Student Loans in many years so the decline in these two income categories has occurred and has been anticipated over the past several years.

During the third quarter of FY 2020, in accordance with Executive Orders issued by the Governor of Rhode Island, the Authority directed all employees to work remotely due to the COVID-19 pandemic. Due to the continuation of the pandemic, RISLA worked remotely for the fiscal year ended June 30, 2021. This transition to a remote work environment caused no

disruption in service to RISLA's borrowers including the timely delivery of all student loan disbursements, continued telephone support for all borrower inquiries, and on-line access to their loan account information. The COVID-19 pandemic has not caused any material financial impact to the June 30, 2021 Financial Statements. A more detailed description of COVID-19 and how it impacts RISLA's operations can be found in the Notes to the Financial Statements.

Overview of the Financial Statements

The financial section of this annual report consists of three parts: management's discussion and analysis, the basic financial statements and the notes to the financial statements.

The financial statements provide both long-term and short-term information about the Authority's overall financial status. The financial statements also include notes that explain key points in the financial statements and provide more detailed data.

The Authority's financial statements are prepared in conformity with accounting principles accepted in the United States of America ("GAAP") as applied to the government units on an accrual basis. Under this basis, revenues are recognized in the period in which they are earned, expenses are recognized in the period in which they are incurred, and depreciation of assets is recognized in the Statements of Revenues, Expenses, and Changes in Net Position. All assets and liabilities associated with the operation of the Authority are included in the Statements of Net Position.

The Statements of Net Position report the Authority's net assets. Net assets – the difference between the Authority's assets and deferred outflows and liabilities and deferred inflows – is one way to measure the Authority's financial health or position.

Financial Analysis

Total Assets - Student loan receivables are the largest component of assets and increased from \$550,229,979 on June 30, 2019 to \$557,850,506 on June 30, 2020, which represents an increase of 1.4%. Student loan receivables amounted to \$546,924,076 on June 30, 2021, a decrease of 2.0% as compared to June 30, 2020. The other significant component of assets is cash and investments restricted by the terms of various trust indentures. The amount of restricted cash and investments on June 30, 2019 equaled \$139,040,617. Restricted cash and investments equaled \$202,673,966 and \$164,089,225 on June 30, 2020 and 2021 respectively. Restricted cash and investment balances are primarily used to acquire student loans, retire bonds and other bank debt, and pay semiannual interest payments.

Total Liabilities - Total liabilities at June 30, 2021 decreased by \$54,251,543 as compared to June 30, 2020, which represents a decrease of 9.1%. Overall, bond debt comprises approximately 97% of the total liabilities. On June 30, 2019 bond debt outstanding, net of unamortized bond premium and discount, amounted to \$511,547,928. June 30, 2020 bond debt outstanding amounted to \$566,694,363. On June 30, 2021 bond debt outstanding amounted to \$523,790,536.

Net Position - For fiscal year ended June 30, 2021, the Authority's total assets and deferred outflows exceeded the total liabilities and deferred inflows by \$195,539,848 for an increase of 2.8% as compared to June 30, 2020. At June 30, 2020 the total assets and deferred outflows exceeded the total liabilities and deferred inflows by \$190,088,184 which was an increase of 2.5% as compared to June 30, 2019. A condensed summary of the Authority's net assets at June 30 is shown below.

Summary of Net Position

	2021	2020	Percentage Change	2019	Percentage Change
Current and non-current assets	\$ 737,271,873	\$ 786,582,214	-6.27%	\$ 713,995,277	10.17%
Capital assets	96,449	108,914	-11.44%	160,842	-32.29%
Total Assets	<u>737,368,322</u>	<u>786,691,128</u>	-6.27%	<u>714,156,119</u>	10.16%
Current liabilities	30,159,927	32,066,080	-5.94%	30,623,951	4.71%
Noncurrent liabilities	511,262,055	563,607,445	-9.29%	496,371,751	13.55%
Total Liabilities	<u>541,421,982</u>	<u>595,673,525</u>	-9.11%	<u>526,995,702</u>	13.03%
Deferred Inflows of Resources	<u>406,491</u>	<u>929,419</u>	-56.26%	<u>1,775,466</u>	-47.65%
Net Position					
Investment in capital assets	96,449	108,914	-11.44%	160,842	-32.29%
Restricted for debt service	129,636,258	131,323,321	-1.28%	126,501,764	3.81%
Unrestricted	65,807,142	58,655,949	12.19%	58,722,345	-0.11%
Total Net Position	<u>\$ 195,539,849</u>	<u>\$ 190,088,184</u>	2.87%	<u>\$ 185,384,951</u>	2.54%

Financial Analysis

Total Operating Revenues - The Authority's operating revenues for the year ended June 30, 2021 was \$29,686,820 which was a decrease of 15.2% as compared to fiscal year ended June 30, 2020. The operating revenues at June 30, 2020 was \$35,022,367 which was a decrease of 4.5% as compared to the fiscal year ended June 30, 2019. Operating revenues are predominantly derived from student loan interest income from FFELP (net of DOE Special Allowance payments), RISLA in-school, and refinanced loans. These revenues decreased by 9.9% for the year ended June 30, 2021.

Total Operating Expenses - The Authority's operating expenses for the year ended June 30, 2021 was \$24,235,156 which was a decrease of 15.9% as compared to fiscal year ended June 30, 2020. The operating expenses at June 30, 2020 was \$28,819,134 which was a decrease of 1.6% as compared to the fiscal year ended June 30, 2019. Interest expense comprises over 57% of the total operating expenses and for the fiscal year ended June 30, 2021 decreased by \$2,089,011 or 13.2% as compared to June 30, 2020. A large portion of this decrease is the result of the decrease in LIBOR rates which are used as the index for the FFELP Floating Rate Note interest payments.

Changes in Net Position - The Authority's changes in net position for the fiscal years ended June 30, 2021 and 2020 were \$5,451,665 and \$4,703,233 respectively, which was an increase of 15.9% from last year.

Summary of Revenues, Expenses, and Changes in Net Position

	2021	2020	Percentage Change	2019	Percentage Change
Loan Interest Income	\$ 33,614,389	\$ 35,934,092	-6.46%	\$ 36,435,438	-1.38%
DOE special allowance payments	(4,613,222)	(3,763,015)	22.59%	(3,321,257)	13.30%
Other income	685,653	2,851,290	-75.95%	3,552,754	-19.74%
Total Income	<u>29,686,820</u>	<u>35,022,367</u>	-15.23%	<u>36,666,935</u>	-4.49%
Interest expense	13,727,675	15,816,686	-13.21%	17,028,075	-7.11%
Arbitrage rebate	(111,449)	198,395	156.18%	(2,456,673)	-108.08%
Student loan forgiveness	--	--	0.00%	2,283,367	-100.00%
External loan servicing	2,005,189	2,113,108	-5.11%	2,210,432	-4.40%
DOE loan fees	410,181	518,517	-20.89%	511,577	1.36%
Provision for loan losses	1,017,529	2,513,272	-59.51%	2,928,708	-14.18%
Other operating expenses	7,186,030	7,659,156	-6.18%	6,780,071	12.97%
Total Expenses	<u>24,235,155</u>	<u>28,819,134</u>	-15.91%	<u>29,285,557</u>	-1.59%
Operating Income	5,451,665	6,203,233		7,381,378	
Nonoperating Expense	<u>--</u>	<u>1,500,000</u>		<u>--</u>	
Change in Net Position	5,451,665	4,703,233		7,381,378	
Net Position - Beginning of Year	<u>190,088,184</u>	<u>185,384,951</u>		<u>178,003,573</u>	
Total Net Position - End of Year	<u>\$ 195,539,849</u>	<u>\$ 190,088,184</u>	2.87%	<u>\$ 185,384,951</u>	2.54%

Debt Administration

RISLA funds student loan notes receivable by issuing tax-exempt and taxable bank term financing. Tax-exempt bonds must receive an allocation of the State of Rhode Island private activity bond volume ceiling or “cap”. The bonds issued by RISLA must comply with state and federal statutes and with rules and regulations of the U.S. Treasury Department and the U.S. Securities and Exchange Commission. Detailed information on RISLA’s debt is presented in Note 6 of the financial statements.

Request for Information

This financial report is designed to provide a general overview of the Authority’s financial activity for all those interested in the Authority’s operations. Questions concerning any of the information provided in this report or requests for additional financial information should be addressed to the Rhode Island Student Loan Authority, 935 Jefferson Blvd., Suite 3000, Warwick, Rhode Island, 02886.

RHODE ISLAND STUDENT LOAN AUTHORITY

STATEMENTS OF NET POSITION

JUNE 30, 2021 AND 2020

	2021	2020
Current Assets		
Cash, cash equivalents and investments:		
Unrestricted:		
Cash	\$ 268,153	\$ 265,612
Cash equivalents	324,747	253,015
Restricted:		
Cash	5,129,151	3,781,300
Cash equivalents	158,960,074	197,826,490
Investments	--	1,066,176
Student loans receivable - current portion, net of allowance	59,809,343	53,328,079
Accrued interest receivable:		
Student loans	25,387,346	25,180,945
Investments	2,930	30,113
Other receivables	3,450	26,253
Prepaid expenses	271,946	301,804
Total Current Assets	<u>250,157,140</u>	<u>282,059,787</u>
Noncurrent Assets		
Student loans receivable - net of current portion and allowance	<u>487,114,733</u>	<u>504,522,427</u>
Capital Assets		
Capital assets, less accumulated depreciation		
of \$1,126,653 and \$1,012,786, respectively	<u>96,449</u>	<u>108,914</u>
Total Assets	<u>737,368,322</u>	<u>786,691,128</u>

The accompanying notes are an integral part of these financial statements.

RHODE ISLAND STUDENT LOAN AUTHORITY

STATEMENTS OF NET POSITION (CONTINUED)

JUNE 30, 2021 AND 2020

	2021	2020
Liabilities		
Current Liabilities		
Bonds payable, current portion	22,530,000	23,045,000
Note payable, current	4,047,455	5,173,077
Due to U.S. Department of Education	1,093,247	1,185,196
Accrued interest payable	1,452,552	1,601,405
Accounts payable and accrued expenses	<u>1,036,673</u>	<u>1,061,402</u>
Total Current Liabilities	<u>30,159,927</u>	<u>32,066,080</u>
Noncurrent Liabilities		
Bonds payable, net of current portion and bond premium (discount) of \$16,594,536 and \$12,241,363, respectively	501,260,536	543,649,363
Note payable, noncurrent	9,639,000	19,412,933
Accrued arbitrage rebate	<u>362,519</u>	<u>545,149</u>
Total Noncurrent Liabilities	<u>511,262,055</u>	<u>563,607,445</u>
Total Liabilities	<u>541,421,982</u>	<u>595,673,525</u>
Deferred Inflows of Resources		
Unavailable revenue - loan origination fees	<u>406,491</u>	<u>929,419</u>
Total Deferred Inflows of Resources	<u>406,491</u>	<u>929,419</u>
Net Position		
Investment in capital assets	96,449	108,914
Restricted for debt service	129,636,258	131,323,321
Unrestricted	<u>65,807,142</u>	<u>58,655,949</u>
Total Net Position	<u>\$ 195,539,849</u>	<u>\$ 190,088,184</u>

The accompanying notes are an integral part of these financial statements.

RHODE ISLAND STUDENT LOAN AUTHORITY

STATEMENTS OF REVENUES, EXPENSES AND CHANGES IN NET POSITION

FOR THE YEARS ENDED JUNE 30, 2021 AND 2020

	2021	2020
Operating Revenues		
Interest income:		
Student loans	\$ 33,614,389	\$ 35,934,092
U.S. Department of Education Special Allowance Payments	(4,613,222)	(3,763,015)
Investments, net	68,056	1,439,882
Fee income	<u>617,597</u>	<u>1,411,408</u>
Total Operating Revenues	<u>29,686,820</u>	<u>35,022,367</u>
Operating Expenses		
Interest	13,727,675	15,816,686
Provision for loan losses	1,017,529	2,513,272
Provision (credit) for arbitrage rebate	(111,449)	198,395
U.S. Department of Education loan fees - consolidation rebate	410,181	518,517
Loan servicing and acquisition costs	2,005,189	2,113,108
Salaries	2,896,168	2,801,519
Administration	1,251,263	1,185,398
Employee benefits	860,114	793,606
College Planning Center expenses	699,462	783,636
Legal and accounting	159,538	153,301
Bond expenses - surveillance and trustee fees	207,420	201,865
Bond issuance costs	732,417	1,402,525
Payroll taxes	205,782	195,417
Depreciation	113,866	91,889
Scholarships	<u>60,000</u>	<u>50,000</u>
Total Operating Expenses	<u>24,235,155</u>	<u>28,819,134</u>
Operating Income	5,451,665	6,203,233
Nonoperating Expenses		
State appropriation	<u>--</u>	<u>(1,500,000)</u>
Changes in Net Position	5,451,665	4,703,233
Net Position - Beginning of the Year	<u>190,088,184</u>	<u>185,384,951</u>
Net Position - End of the Year	<u>\$ 195,539,849</u>	<u>\$ 190,088,184</u>

The accompanying notes are an integral part of these financial statements.

RHODE ISLAND STUDENT LOAN AUTHORITY

STATEMENTS OF CASH FLOWS

FOR THE YEARS ENDED JUNE 30, 2021 AND 2020

	2021	2020
Cash Flows from Operating Activities		
Cash received for:		
Student loan interest	\$ 28,202,692	\$ 30,148,434
Student loan principal	145,793,089	136,318,395
Fee income	617,597	1,209,058
Interest on investments	74,232	1,611,549
Cash paid for:		
Grants	--	(45,138)
Origination and purchase of student loans	(134,887,044)	(143,938,922)
Interest paid on bonds	(16,278,876)	(18,177,009)
Contractual services	(410,181)	(518,517)
Goods and services	(6,168,487)	(7,995,135)
Employee salaries	(3,087,117)	(2,978,030)
Employee benefits	(860,114)	(793,606)
Net Cash Provided by (Used in) Operating Activities	<u>12,995,791</u>	<u>(5,158,921)</u>
Cash Flows from Noncapital Financing Activities		
Proceeds from note payable	--	17,500,000
Payment of note payable	(10,899,555)	(4,518,402)
Payment of bond maturities	(133,912,000)	(88,465,000)
Proceeds from sale of revenue bonds	93,412,874	145,749,078
State appropriation	--	(1,500,000)
Net Cash (Used in) Provided by Noncapital Financing Activities	<u>(51,398,681)</u>	<u>68,765,676</u>
Cash Flows from Capital and Related Financing Activities		
Purchase of capital assets	<u>(101,401)</u>	<u>(39,961)</u>
Net Cash Used in Capital and Related Financing Activities	<u>(101,401)</u>	<u>(39,961)</u>
Cash Flows from Investing Activities		
Proceeds from sales and maturities of investment securities	<u>1,059,999</u>	<u>5,382,018</u>
Net Cash Provided By Investing Activities	<u>1,059,999</u>	<u>5,382,018</u>
Net (Decrease) Increase in Cash and Cash Equivalents	(37,444,292)	68,948,812
Cash and Cash Equivalents - Beginning of Year	<u>202,126,417</u>	<u>133,177,605</u>
Cash and Cash Equivalents - End of Year	<u>\$ 164,682,125</u>	<u>\$ 202,126,417</u>

The accompanying notes are an integral part of these financial statements.

RHODE ISLAND STUDENT LOAN AUTHORITY

STATEMENTS OF CASH FLOWS (CONTINUED)

FOR THE YEARS ENDED JUNE 30, 2021 AND 2020

	2021	2020
Reconciliation of Operating Income to Net Cash Provided by Operating Activities		
Operating income	\$ 5,451,665	\$ 6,203,233
Adjustments to reconcile operating income to net cash provided by operating activities:		
Depreciation of capital assets	113,866	91,889
Amortization - bond premiums and discounts	(2,402,348)	(2,137,643)
Increase in allowance for loan losses	353,575	833,490
Unrealized (gain) on investments	--	(17,644)
Realized (gain) on investments	(6,176)	(9,059)
Changes in assets and liabilities:		
(Increase) in loans receivable	10,572,855	(8,454,017)
Decrease (increase) in other receivables	22,803	51,676
(Increase) in accrued interest receivable - loans	(298,350)	(1,228,272)
Decrease (increase) in accrued interest receivable - investments	27,183	216,043
Decrease (increase) in prepaid expenses	29,858	52,616
(Decrease) increase in bond accrued interest	(148,853)	(222,680)
(Decrease) in deferred inflows of resources	(522,928)	(846,047)
Increase (decrease) in accounts payable and accrued expenses	(197,359)	307,494
Net Cash Provided by (Used in) Operating Activities	<u>\$ 12,995,791</u>	<u>\$ (5,158,921)</u>
 Cash and Cash Equivalents as Reported in the Financial Statements		
Consist of:		
Unrestricted:		
Cash	\$ 268,153	\$ 265,612
Cash equivalents	324,747	253,015
Restricted:		
Cash	5,129,151	3,781,300
Cash equivalents	158,960,074	197,826,490
Total Cash and Cash Equivalents	<u>\$ 164,682,125</u>	<u>\$ 202,126,417</u>

The accompanying notes are an integral part of these financial statements.

RHODE ISLAND STUDENT LOAN AUTHORITY

NOTES TO THE FINANCIAL STATEMENTS

FOR THE YEARS ENDED JUNE 30, 2021 AND 2020

NOTE 1 – DESCRIPTION OF ORGANIZATION AND SUMMARY OF SIGNIFICANT ACCOUNTING POLICIES

ORGANIZATION

The Rhode Island Student Loan Authority (the “Authority”) is a public instrumentality established in May 1981 by an Act of the Rhode Island General Assembly and therefore the Authority is a related organization of the State of Rhode Island for financial reporting purposes. The Authority was created for the purpose of providing a system of financial assistance for qualified students to enable them to obtain a post-secondary education by attending public or private institutions. In achieving its objectives, the Authority acts as a lender and issues student loans to borrowers, which are funded by the issuance of tax-exempt bonds and other debt. It has the power to issue negotiable notes and bonds to achieve its corporate purpose. The bonds and other debt, which are issued under various resolutions, are special obligations of the Authority and are payable solely from the revenues and investments pledged under each resolution.

BASIS OF ACCOUNTING

The accounts of the Authority are maintained in accordance with the principles of proprietary fund accounting as set forth by the Governmental Accounting Standards Board (“GASB”) utilizing the accrual basis of accounting. Under the accrual basis of accounting, revenues are recognized when earned, regardless of when received in cash, and expenses are recognized when the related liability for goods and services is incurred, regardless of when payment is made.

BASIS OF PRESENTATION

In order to ensure observances of limitations and restrictions placed on the use of resources available to the Authority, the accounts of the Authority are maintained in accordance with the principles of Fund Accounting. This is a procedure by which resources for various purposes are classified for accounting and reporting purposes into funds that are in accordance with activities or objectives specified. Separate accounts are maintained for each fund.

INCOME TAXES

The Authority is exempt from Federal and State income taxes.

RHODE ISLAND STUDENT LOAN AUTHORITY

NOTES TO THE FINANCIAL STATEMENTS

FOR THE YEARS ENDED JUNE 30, 2021 AND 2020

NOTE 1 – DESCRIPTION OF ORGANIZATION AND SUMMARY OF SIGNIFICANT ACCOUNTING POLICIES (CONTINUED)

DEBT ISSUANCE COSTS

Debt issuance costs incurred in connection with bonds payable are reported as an expense in the year incurred.

OPERATING REVENUES AND EXPENSES

Operating revenues and expenses generally result from providing services in connection with the Authority's principal ongoing student loan operations. The Authority's operating revenue is derived primarily from income on student loans consisting of loan interest, and earnings (losses) on investing activities and fee income. The Authority's operating expenses are related to student loan origination and servicing activities and general administration. All items of revenue and expense are reported as operating revenues and expenses in the statement of revenues, expenses and changes in net position.

RESTRICTED VERSUS UNRESTRICTED RESOURCES

When both restricted and unrestricted amounts are available for use, it is the Authority's practice to use restricted resources first.

PROPERTY AND EQUIPMENT

Property and equipment is stated at cost. The Authority provides for depreciation using the straight-line method over the estimated useful life of the asset. The Authority estimates the useful life for leasehold improvements to be the same as the term of the lease, three years for computer equipment and five years for furniture and fixtures. Depreciation expense for fiscal years 2021 and 2020 totaled \$113,866 and \$91,889, respectively. Capital assets are defined by the Authority, as assets with an individual cost of \$2,500 or more and an estimated useful life in excess of one year.

The Authority reviews long-lived assets for impairment whenever events or changes in circumstances indicate that the carrying amount of such assets may not be recoverable. For the years ended June 30, 2021 and 2020, there were no impairment losses recognized for long-lived assets.

RHODE ISLAND STUDENT LOAN AUTHORITY

NOTES TO THE FINANCIAL STATEMENTS

FOR THE YEARS ENDED JUNE 30, 2021 AND 2020

NOTE 1 – DESCRIPTION OF ORGANIZATION AND SUMMARY OF SIGNIFICANT ACCOUNTING POLICIES (CONTINUED)

STUDENT LOANS

The Authority originates and holds non-federal education student loans that are not guaranteed under the Federal Higher Education Act. These loans are funded utilizing credit criteria reviewed by the rating agencies and primarily financed by bonds issued by the Authority and authorized under a resolution approved by the Board. The Authority has an additional loan program for current student loan borrowers to refinance their student loan into a new debt instrument. The Authority is also a holder of federally guaranteed student loans under the Federal Family Education Loan Program (“FFELP”).

Student loans are carried at their uncollected principal balances and are reduced by an allowance for loan losses of \$55,367,644 and \$55,014,069 at June 30, 2021 and 2020, respectively. The allowance for loan losses is determined by management’s evaluation of the student loan portfolios. This evaluation considers such factors as historical loss experience, quality of student loan servicing and collection, and economic conditions. When this evaluation determines that an exposure to loss is probable and reasonably estimated, a provision against current operations net of student loan recoveries is recorded. Actual losses are charged against the allowance for loan losses as they occur.

FFELP student loans and the accrued interest thereon purchased or originated by the Authority are fully guaranteed for loans disbursed prior to September 30, 1993 and are guaranteed at 98% for loans disbursed between October 1, 1993 and June 30, 2006, and are guaranteed at 97% for loans disbursed between July 1, 2006 and June 30, 2010. The Authority’s FFELP loans are substantially insured by the United States Department of Education.

INTEREST ON LOANS RECEIVABLE

Interest on loans receivable is calculated using the simple interest method. Interest is accrued on loans receivable from the date of the last repayment installment to the date of the financial statements. While the Authority continues to accrue interest due on all loans, the provision for loan losses factors in the potential uncollectability of both loan principal and accrued interest.

BOND PREMIUM AND DISCOUNT

The bond premium and discount are amortized (straight-line method) over the term of the bonds series to which it relates.

RHODE ISLAND STUDENT LOAN AUTHORITY

NOTES TO THE FINANCIAL STATEMENTS

FOR THE YEARS ENDED JUNE 30, 2021 AND 2020

NOTE 1 – DESCRIPTION OF ORGANIZATION AND SUMMARY OF SIGNIFICANT ACCOUNTING POLICIES (CONTINUED)

CASH AND CASH EQUIVALENTS

The Authority considers all highly liquid investments with a maturity of three months or less when purchased to be cash equivalents. Under the Rhode Island General Law Section 35-10.1, Rhode Island Collateralization of Public Deposits Act, the Authority must have their funds collateralized 100% for all time deposits with maturities over 60 days and for all deposits if the depository institution does not meet its minimum capital standards as required by its federal regulators.

INVESTMENTS

Investments are carried at fair value in accordance with GASB Statement 72, *Fair Value Measurement and Application*. Fair value is defined as the price that would be received to sell an asset or paid to transfer a liability in an orderly transaction between market participants at the measurement date.

All of the bond series trust and indenture agreements require that cash and investments be held by the trustee for the benefit of the bondholders and their maturity is to coincide as nearly as practicable with payments due on bonds. Otherwise, uninvested monies are to be invested in available overnight investments. According to the indenture agreements, investments to be held by the trustee are limited to the following:

- * United States Treasury Securities
- * Demand deposits with banks which are members of the Federal Deposit Insurance Corporation
- * Federal Agency or instrumentality bonds
- * Certain repurchase agreements
- * Shares in certain investment companies
- * Certain obligations of any state, or political subdivision, or municipal corporation
- * Investment agreements approved by the rating agencies
- * Commercial paper

RHODE ISLAND STUDENT LOAN AUTHORITY

NOTES TO THE FINANCIAL STATEMENTS

FOR THE YEARS ENDED JUNE 30, 2021 AND 2020

NOTE 1 – DESCRIPTION OF ORGANIZATION AND SUMMARY OF SIGNIFICANT ACCOUNTING POLICIES (CONTINUED)

VACATION AND SICK LEAVE

The Authority provides all full-time employees with at least two weeks of vacation time per year. Employees can carry over up to a maximum of two times their annual accrual. At time of termination, the employee is entitled to all accrued vacation time. The June 30th accrual is calculated at the current pay scale.

The Authority provides employees with three weeks of sick time per year which can be accrued up to a maximum of six months. Sick time is not payable to the employee upon termination.

GRANTS PAYABLE

Grants payable represents funds held by RISLA to administer a student loan forgiveness program that is funded by the Rhode Island Foundation (the “Foundation”). RISLA manages all aspects of the program, including the disbursement of funds, according to policy guidelines established by the Foundation.

ACCRUED ARBITRAGE REBATE LIABILITY

Interest income to the Authority from investments and student loans is limited by U.S. Treasury regulations. Interest income earned in excess of the allowable amounts will be remitted to the Federal Government as required by the applicable laws and regulations.

Investment interest income from student loans is limited to 2% over bond yield of the related tax-exempt bond issue. Student loans, including principal and accrued interest, and cash have been reserved for rebate in the amount of the interest income which exceeded the limit.

RHODE ISLAND STUDENT LOAN AUTHORITY

NOTES TO THE FINANCIAL STATEMENTS

FOR THE YEARS ENDED JUNE 30, 2021 AND 2020

NOTE 1 – DESCRIPTION OF ORGANIZATION AND SUMMARY OF SIGNIFICANT ACCOUNTING POLICIES (CONTINUED)

DEFERRED OUTFLOWS/INFLOWS OF RESOURCES

In addition to assets, the statement of net position will sometimes report a separate section for deferred outflows of resources. This separate section represents a consumption of net position that applies to a future period and so will not be recognized as an outflow of resources (expense) until that later date. At June 30, 2021, there were no deferred outflows of resources.

In addition to liabilities, the statement of net position will sometimes report a separate section for deferred inflows of resources. This separate section represents the acquisition of net position that applies to a future period and therefore will not be recognized as an inflow of resources (revenue) until a later date. At June 30, 2021 and 2020, unavailable loan origination fees represent a 4% loan origination fee which was assessed on certain loans at the time the loan enters a repayment status and is collected over the term of the loan. The unavailable loan origination fees included in the statement of net position were \$406,491 at June 30, 2021 and \$929,419 at June 30, 2020.

NET POSITION

Net position is classified in the following three components: investment in capital assets; restricted; and unrestricted net position. Investment in capital assets consists of all capital assets, net of accumulated depreciation and reduced by outstanding debt that is attributable to the acquisition, construction and improvement of those assets. Any debt related to unspent bond proceeds or other cash and investments is excluded from the determination. At June 30, 2021 and 2020, the Authority had no debt related to its capital assets. Restricted for debt service consists of net position for which constraints are placed thereon by external parties, such as lenders, grantors, contributors, laws, regulations and enabling legislation, including self-imposed legal mandates. Unrestricted consists of all other net position not included in the above categories.

BOND TRUSTS

The financial activity associated with each of the Authority's Student Loan Program Revenue Bonds is recorded in the trust established for each such bond issue. In accordance with the Trust Indenture, the accounts held by the trustee are restricted for the "equal and ratable benefit and security of the bondholders." All revenues derived from program activities are deposited in the revenue account applicable to each individual bond series as specified in the Trust Indenture. The trustee is then directed to pay items from the revenue account in specific priority order, including periodic transfers to the Authority's operating

RHODE ISLAND STUDENT LOAN AUTHORITY

NOTES TO THE FINANCIAL STATEMENTS

FOR THE YEARS ENDED JUNE 30, 2021 AND 2020

NOTE 1 – DESCRIPTION OF ORGANIZATION AND SUMMARY OF SIGNIFICANT ACCOUNTING POLICIES (CONTINUED)

BOND TRUSTS (CONTINUED)

account in an amount sufficient to pay for its program expenses including: salaries, utilities, office rent, legal, accounting, and other related expenses. Such transfers to the Authority's operating account are limited in amount pursuant to the respective Bond issue trust indenture.

USE OF ESTIMATES

Accounting estimates are an integral part of the financial statements prepared by management and are based upon management's knowledge and experience about past and current events and assumptions about future events. The process used by management in formulating the accounting estimates is based upon information available to them and their projection of future events and transactions affecting the Authority. Certain accounting estimates are particularly sensitive because of their significance to the financial statements and because of the possibility that future events affecting them may differ significantly from those expected. Accordingly, actual results could differ from those estimates.

NOTE 2 – CASH, CASH EQUIVALENTS AND FAIR VALUE OF FINANCIAL INSTRUMENTS

The following table compares the Authority's carrying cash balances to the bank balances. In addition, it discloses the total amount of funds which are insured by the Federal Deposit Insurance Corporation ("FDIC").

	June 30,	
	2021	2020
Cash Deposits		
Carrying amount of cash deposits:		
Unrestricted	\$ 592,900	\$ 518,627
Restricted	<u>164,089,225</u>	<u>201,607,790</u>
Total	<u>\$ 164,682,125</u>	<u>\$ 202,126,417</u>
Bank Balances		
Covered by Federal depository insurance	\$ 500,000	\$ 500,000
Collateralized by financial institution	<u>165,756,135</u>	<u>201,753,535</u>
Total	<u>\$ 166,256,135</u>	<u>\$ 202,253,535</u>

RHODE ISLAND STUDENT LOAN AUTHORITY

NOTES TO THE FINANCIAL STATEMENTS

FOR THE YEARS ENDED JUNE 30, 2021 AND 2020

NOTE 2 – CASH, CASH EQUIVALENTS AND FAIR VALUE OF FINANCIAL INSTRUMENTS (CONTINUED)

CUSTODIAL CREDIT RISK - DEPOSITS

Custodial credit risk is the risk that in the event of a bank failure, the Authority's deposits may not be returned to it. The Authority has adopted a deposit policy relating to a custodial credit risk. According to the policy, the deposit accounts will be with commercial banks that have acceptable collateral to cover any deposit in excess of the FDIC insurance coverage.

	June 30,	
	2021	2020
	Fair Value	Fair Value
Cash equivalents and investments unrestricted:		
Money Market Funds and Commercial Paper	\$ 324,747	\$ 253,015
Total Cash Equivalents	324,747	253,015
Total Unrestricted	324,747	253,015
Cash Equivalents and Investments (Restricted):		
Cash Equivalents:		
Money Market Funds and U.S Treasury Bills	158,960,074	197,826,490
Investments:		
U.S. Treasury Notes	--	1,066,176
Total Investments	--	1,066,176
Total Restricted	158,960,074	198,892,666
Total Cash Equivalents and Investments	\$159,284,821	\$199,145,681

The restriction of cash, cash equivalents, and investments is for the payment of bonded debt and the issuance of student loans and related expenses. The restricted cash, cash equivalents, and investments are held by the trustee, U.S. Bank, as collateral for the Bonds (see Note 6).

RHODE ISLAND STUDENT LOAN AUTHORITY

NOTES TO THE FINANCIAL STATEMENTS

FOR THE YEARS ENDED JUNE 30, 2021 AND 2020

NOTE 2 – CASH, CASH EQUIVALENTS AND FAIR VALUE OF FINANCIAL INSTRUMENTS (CONTINUED)

FAIR VALUE OF FINANCIAL INSTRUMENTS

In determining fair value, the Authority uses various valuation approaches, as appropriate in the circumstances. GASB 72 establishes a fair value hierarchy for inputs used in measuring fair value that maximizes the use of observable inputs and minimizes the use of unobservable inputs by requiring that the most observable inputs be used when available (Level 1), of how the market would price the asset or liability. The fair value hierarchy is categorized into three levels based on the inputs as follows:

Level 1 – Unadjusted quoted prices in active markets that are accessible at the measurement date for identical assets or liabilities.

Level 2 – Inputs other than quoted prices in active markets for identical assets and liabilities that are observable either directly or indirectly for substantially the full term of the asset or liability.

Level 3 – Unobservable inputs for the asset or liability (supported by little or no market activity). Level 3 inputs include management's own assumption about the assumptions that market participants would use in pricing the asset or liability (including assumptions about risk).

The asset's or liability's fair value measurement level within the fair value hierarchy is based on the lowest level of any input that is significant to the fair value measurement. Valuation techniques maximize the use of relevant observable inputs and minimize the use of unobservable inputs.

There has been no change in the valuation methodology used in 2021 and 2020.

There were no transfers between any levels during the years ended June 30, 2021 and 2020.

U.S. Government Securities: Valued at the closing price reported on the active market on which the individual securities are traded.

RHODE ISLAND STUDENT LOAN AUTHORITY

NOTES TO THE FINANCIAL STATEMENTS

FOR THE YEARS ENDED JUNE 30, 2021 AND 2020

NOTE 2 – CASH, CASH EQUIVALENTS AND FAIR VALUE OF FINANCIAL INSTRUMENTS (CONTINUED)

FAIR VALUE OF FINANCIAL INSTRUMENTS (CONTINUED)

The Authority did not hold any investment securities at June 30, 2021.

Financial assets and liabilities carried at fair value as of June 30, 2020 are classified in the following tables in one of the three categories described above:

Description	Maturity	Fair Value	Level 1	Level 2	Level 3
U.S. Treasury Note	February 28, 2021	\$ 963,873	\$ 963,873	\$ --	\$ --
U.S. Treasury Note	September 30, 2020	<u>102,303</u>	<u>102,303</u>	<u>--</u>	<u>--</u>
Total		<u>\$ 1,066,176</u>	<u>\$ 1,066,176</u>	<u>\$ --</u>	<u>\$ --</u>

CUSTODIAL CREDIT RISK - INVESTMENTS

Custodial Credit Risk for investment securities is the risk that, in the event of the failure of the counterparty, the Authority will not be able to recover the value of their investments or collateral securities that are in possession of an outside party. According to the Authority's investment policy, funds held under a bond indenture or other security agreement will be invested following the current rating agency guidelines and with companies which comply with the ratings noted under Credit Risk.

INTEREST RATE RISK

Interest rate risk is the risk that changes in interest rates will adversely affect the fair value of an investment. According to the Authority's investment policy, the investment portfolio is structured so that the securities mature to meet cash requirements for ongoing operations and investment are primarily in money market funds backed with U.S. Treasury obligations.

CREDIT RISK

Credit risk is the risk that an issuer or other counterparty to an investment will not fulfill its obligations. According to the Authority's investment policy, funds will be invested in Investment Agreements permitted by the Authority's bond indentures.

RHODE ISLAND STUDENT LOAN AUTHORITY

NOTES TO THE FINANCIAL STATEMENTS

FOR THE YEARS ENDED JUNE 30, 2021 AND 2020

NOTE 3 – LOANS RECEIVABLE

Loans receivable represent the unpaid portion of Federal Family Education Loans Program (“FFELP”) originated or purchased by the Authority. These loans are guaranteed by the United States Department of Education under a guarantee agreement (Note 11), and other guarantors which have guarantee agreements covering all or a substantial portion of each loan with the U.S. Department of Education (DOE). The Authority also originates and holds non-federal education loans and refinanced student loans for qualified students and their families.

The FFELP loans have both fixed and variable interest rates which are established by the DOE, and repayment terms which are dependent on the loan type. The return on FFELP loans that lenders actually realize is based on formulas administered by the DOE and is dependent on loan type and date of origination. Any payment by borrowers in excess of the formulas must be returned to the DOE for loans originated after April 1, 2006. The DOE subsidizes the interest for certain FFELP loans during the borrowers' in-school, in-grace, and authorized deferment periods. The subsidized interest rate is determined by a formula and based on indexes published by the U.S. Department of Education. The interest subsidy is included with interest income on loans receivable in the accompanying Statements of Revenues, Expenses and Changes in Net Position. The non-federal education loans and refinanced loans have fixed and variable interest rates with repayment terms between 5 years from the date of disbursement to 15 years from the date the student is no longer enrolled in an eligible institution.

Net loans receivable at June 30, 2021 and 2020 are as follows:

	2021	2020
FFELP loans receivable	\$ 113,038,186	\$ 129,545,632
Non-federal education loans receivable	489,253,534	483,318,943
Allowance for loan losses	<u>(55,367,644)</u>	<u>(55,014,069)</u>
Net loans receivable	<u>\$ 546,924,076</u>	<u>\$ 557,850,506</u>

Student loans receivable are presented as assets on the statements of net position as follows at June 30, 2021 and 2020:

	2021	2020
Current	\$ 59,809,343	\$ 53,328,079
Noncurrent	<u>487,114,733</u>	<u>504,522,427</u>
Total	<u>\$546,924,076</u>	<u>\$557,850,506</u>

RHODE ISLAND STUDENT LOAN AUTHORITY

NOTES TO THE FINANCIAL STATEMENTS

FOR THE YEARS ENDED JUNE 30, 2021 AND 2020

NOTE 4 – CAPITAL ASSETS

Capital assets activity during the year ended June 30, 2021 was as follows:

	Balance at July 1, 2020	Additions	Disposals	Balance at June 30, 2021
Capital assets, being depreciated:				
Furniture and fixtures	\$ 112,451	\$ --	\$ --	\$ 112,451
Equipment	949,356	101,401	--	1,050,757
Leasehold improvements	59,894	--	--	59,894
	<u>1,121,701</u>	<u>101,401</u>	<u>--</u>	<u>1,223,102</u>
Accumulated Depreciation:				
Furniture and fixtures	105,260	6,231	--	111,491
Equipment	847,633	107,635	--	955,268
Leasehold improvements	59,894	--	--	59,894
Total Accumulated Depreciation	<u>1,012,787</u>	<u>113,866</u>	<u>--</u>	<u>1,126,653</u>
Net Capital Assets	<u>\$ 108,914</u>	<u>\$ (12,465)</u>	<u>\$ --</u>	<u>\$ 96,449</u>

Capital assets activity during the year ended June 30, 2020 was as follows:

	Balance at July 1, 2019	Additions	Disposals	Balance at June 30, 2020
Capital assets, being depreciated:				
Furniture and fixtures	\$ 112,451	\$ --	\$ --	\$ 112,451
Equipment	909,395	39,961	--	949,356
Leasehold improvements	59,894	--	--	59,894
	<u>1,081,740</u>	<u>39,961</u>	<u>--</u>	<u>1,121,701</u>
Accumulated Depreciation:				
Furniture and fixtures	99,028	6,232	--	105,260
Equipment	762,976	84,657	--	847,633
Leasehold improvements	58,894	1,000	--	59,894
Total Accumulated Depreciation	<u>920,898</u>	<u>91,889</u>	<u>--</u>	<u>1,012,787</u>
Net Capital Assets	<u>\$ 160,842</u>	<u>\$ (51,928)</u>	<u>\$ --</u>	<u>\$ 108,914</u>

RHODE ISLAND STUDENT LOAN AUTHORITY

NOTES TO THE FINANCIAL STATEMENTS

FOR THE YEARS ENDED JUNE 30, 2021 AND 2020

NOTE 5 – OPERATING LEASES

The Authority has a lease with 935 Jefferson, LLC (an unrelated third party), that commenced in June 2016 and expired in May 2021, with a month-to-month arrangement in June 2021, with a new term commencing on July 1, 2021 ending June 30, 2023. The monthly payments are \$19,600 per month for the twenty-four month period. The Authority also has a lease with Warwick Mall Owner, LLC that commenced on October 1, 2019 with an expiration date of September 30, 2022. The monthly payments are \$3,103 per month for the period October 1, 2020 through September 30, 2021 and \$3,196 per month for the period October 1, 2021 through September 30, 2022. Lease expense for the year ended June 30, 2021 and 2020 was \$268,666 and \$242,473, respectively. Future lease payments are as follows:

Year Ending June 30,	Amount
2022	\$ 273,273
2023	244,788
	<u>\$ 518,061</u>

NOTE 6 – BONDS PAYABLE

On March 31, 2010, the Authority issued Tax Exempt Fixed Rate Student Loan Program Revenue Bonds with a nominal value of \$16,970,000 (Senior Series A). The Senior Series A bonds pay interest ranging from 2.25% to 5.25% and mature between 2013 and 2027. Proceeds of this issuance were used to originate and purchase eligible student loans. The 2010 Senior Series A bond was redeemed in FY2021.

On March 21, 2012, the Authority issued Tax Exempt Fixed Rate Student Loan Program Revenue Bonds with a nominal value of \$17,940,000 (Senior Series A). The Senior Series A bonds pay interest ranging from 2.00% to 4.00% and mature between 2013 and 2026. Proceeds of this issuance were used to originate and purchase eligible student loans. The 2012 Senior Series A bond was redeemed in FY2021.

On August 30, 2012, the Authority issued \$111,000,000 in 2012 Series-1 Taxable LIBOR Floating Rate Notes. The 2012 Series-1 Notes bear interest at a rate of one month LIBOR plus 0.90%. The interest rate resets on the second business day of each month. The notes have a final maturity date on July 1, 2031. On June 30, 2021 and 2020, interest on the 2012 Series-1 Notes was 0.99% and 1.07%, respectively. Proceeds of the notes were used to finance eligible student loans and refund certain obligations of the Authority.

RHODE ISLAND STUDENT LOAN AUTHORITY

NOTES TO THE FINANCIAL STATEMENTS

FOR THE YEARS ENDED JUNE 30, 2021 AND 2020

NOTE 6 – BONDS PAYABLE (CONTINUED)

On November 19, 2012, the Authority issued \$260,000,000 in 2012-2 Taxable LIBOR Floating Rate Notes. The 2012-2 Notes bear interest at a rate of one month LIBOR plus 0.65%. The interest rate resets on the second business day of each month. The notes have a final maturity date of September 1, 2036. On June 30, 2021 and 2020, interest on the 2012-2 Notes was 0.74% and 0.82%, respectively. Proceeds of the notes were used to finance eligible student loans and refund certain obligations of the Authority.

On March 8, 2013, the Authority issued \$67,525,000 in 2013 Tax Exempt Senior Series A Student Loan Program Revenue Bonds. The bonds are fixed rate with interest rates between 2.00% and 5.00% and maturities ranging from December 1, 2013 through December 1, 2027. Proceeds of the bonds were used to originate and purchase eligible student loans. Proceeds were also utilized to retire certain obligations of the Authority.

On April 9, 2014, the Authority issued \$34,750,000 in 2014 Tax Exempt Senior Series A Student Loan Program Revenue Bonds. The bonds are fixed rate with interest rates between 4.00% and 5.00% and maturities ranging from December 1, 2015 through December 1, 2029. Proceeds of the bonds were used to originate and purchase eligible student loans and to fund the Debt Service Reserve Fund.

On June 24, 2014, the Authority issued \$93,100,000 in 2014-1 Taxable LIBOR Floating Rate Notes. The 2014-1 Notes bear interest at a rate of one month LIBOR plus 0.70%. The interest rate resets on the second business day of each month. The notes have a final maturity date of October 2, 2028. On June 30, 2021 and 2020, interest on the 2014-1 Notes were 0.79% and 0.87%, respectively. Proceeds of the notes were used to refund certain obligations of the Authority.

On April 21, 2015, the Authority issued \$41,365,000 in 2015 Tax Exempt Senior Series A Student Loan Program Revenue Bonds. The bonds are fixed rate with interest rates between 3.50% and 5.00% and maturities ranging from December 1, 2016 through December 1, 2031. Proceeds of the bonds were used to finance the origination of new non-federal loans or to refinance existing loans.

On May 18, 2016, the Authority issued \$55,000,000 in 2016 Tax Exempt Senior Series A Student Loan Program Revenue Bonds. The bonds are fixed rate with interest rates between 3.00% and 5.00% and maturities ranging from December 1, 2017 through December 1, 2034. Proceeds of the bonds were used to finance the origination of new non-federal loans or to refinance existing loans.

RHODE ISLAND STUDENT LOAN AUTHORITY

NOTES TO THE FINANCIAL STATEMENTS

FOR THE YEARS ENDED JUNE 30, 2021 AND 2020

NOTE 6 – BONDS PAYABLE (CONTINUED)

On April 6, 2017, the Authority issued \$50,255,000 in 2017 Tax Exempt Senior Series A Student Loan Program Revenue Bonds. The bonds are fixed rate with interest rates between 3.00% and 5.00% and maturities ranging from December 1, 2019 through December 1, 2035. Proceeds of the bonds were used to finance the origination of new non-federal loans or to refinance existing loans.

On May 15, 2018, the Authority issued \$72,325,000 in 2018 Tax Exempt Senior Series A Student Loan Program Revenue Bonds. The bonds are fixed rate with interest rates between 3.50% and 5.00% and maturities ranging from December 1, 2020 through December 1, 2034. Proceeds of the bonds were used to redeem \$17,595,000 of the 2008 Senior Series A and 2008 subordinate Series 1 and to finance the origination of new non-federal loans or to refinance existing loans.

On July 17, 2018, the Authority issued \$35,000,000 in 2018 Federally Taxable Senior Series 1 Student Loan Program Revenue Bonds. The bonds are fixed rate with interest rates between 3.16% and 4.28% and maturities ranging from December 1, 2019 through December 1, 2034. The proceeds were used to refinance existing loans.

On April 30, 2019, the Authority issued \$63,215,000 in 2019 Tax Exempt Senior Series A Student Loan Program Revenue Bonds. The bonds are fixed rate with interest rates between 2.88% and 5.00% and maturities ranging from December 1, 2023 through December 1, 2035. Proceeds of the bonds were used to finance the origination of new non-federal loans or to refinance existing loans.

On August 27, 2019, the Authority issued \$40,820,000 in 2019 Federally Taxable Senior Series 1 Student Loan Program Education Bonds. The bonds are fixed rate with interest rates between 2.27% and 3.14% and maturities ranging from December 1, 2020 through December 1, 2037. Proceeds of the bonds were used to finance the origination of new non-federal loans or to refinance existing loans in addition to funding Debt Service Reserve fund.

On May 27, 2020, the Authority issued \$57,300,000 in 2020 Tax Exempt Senior Series A Student Loan Program Education Bonds. The bonds are fixed rate with interest rates between 3.63% and 5.00% and maturities ranging from December 1, 2024 through December 1, 2037. Proceeds of the bonds were used to finance the origination of new non-federal loans or to refinance existing loans in addition to funding Debt Service Reserve fund.

On May 27, 2020, the Authority issued \$43,275,000 in 2020 Federally Taxable Senior Series B Student Loan Program Education Bonds. The bonds are fixed rate with interest rates between 2.00% and 4.00% and maturities ranging from December 1, 2021 through December 1, 2038. Proceeds of the bonds were used to finance the origination of new non-federal loans or to refinance existing loans in addition to funding Debt Service Reserve fund.

RHODE ISLAND STUDENT LOAN AUTHORITY

NOTES TO THE FINANCIAL STATEMENTS

FOR THE YEARS ENDED JUNE 30, 2021 AND 2020

NOTE 6 – BONDS PAYABLE (CONTINUED)

On May 13, 2021, the Authority issued \$57,655,000 in 2021 Tax Exempt Senior Series A Student Loan Program Education Bonds. The bonds are fixed rate with interest rates between 2.25% and 5.00% and maturities ranging from December 1, 2025 through December 1, 2039. Proceeds of the bonds were used to finance the origination of new non-federal loans or to refinance existing loans in addition to funding Debt Service Reserve fund.

On May 13, 2021, the Authority issued \$29,000,000 in 2021 Federally Taxable Senior Series 1 Student Loan Program Education Bonds. The bonds are fixed rate with interest rates between 0.763% and 2.373% and maturities ranging from December 1, 2023 through December 1, 2039. Proceeds of the bonds were used to finance the origination of new non-federal loans or to refinance existing loans in addition to funding Debt Service Reserve fund.

In 2021 and 2020, prior to the stated maturity date, the Authority redeemed bonds from various Student Loan Program Revenue Bonds. The Bonds were retired at par of the Bond's stated par value of 100% in 2021 and 2020, respectively. Outstanding bonds payable of \$91,800,000 and \$35,010,000 were redeemed which resulted in no gain in 2021 and 2020, respectively.

Interest on all tax-exempt and taxable fixed rate bonds issued by the Authority is payable semi-annually. Interest on taxable variable rate demand obligation bonds is paid on the first business day of every month. The bonds are secured by eligible student loans, monies in restricted funds established by the trust indenture including investment earnings, payment of principal and interest, federal interest subsidy payments, special allowance payments, claim payments by United States Department of Education, and proceeds of any sale or assignment by the Authority of any loans.

On July 27, 2017, Chief Executive Officer of the United Kingdom's Financial Conduct Authority announced that it would phase out by the end of 2021 the London Interbank Offered Rate ("LIBOR"). LIBOR is a set of benchmark or reference rates for unsecured money-center bank borrowings in the London inter-bank market. Rates for all terms and currencies are published daily and are broadly used as an index for financial transactions across the world. RISLA has issued bonds that are indexed off the LIBOR including RISLA's 2012-1, RISLA's 2012-2 and RISLA's 2014-1 bond issues. In addition, RISLA's FFELP loan special allowance payments ("SAP") to the US Department of Education are indexed against LIBOR. Government regulators and market participants are evaluating the potential impact of the elimination of LIBOR and discussing potential replacements for LIBOR. RISLA management will continue to monitor developments with LIBOR and believes that the phase-out will have no impact on RISLA's financial statements.

RHODE ISLAND STUDENT LOAN AUTHORITY

NOTES TO THE FINANCIAL STATEMENTS

FOR THE YEARS ENDED JUNE 30, 2021 AND 2020

NOTE 6 – BONDS PAYABLE (CONTINUED)

Pursuant to the terms of the various Trust Indentures, the Authority placed the proceeds of the bonds into various restricted funds. The loan fund was established to account for all recoveries of principal and any amounts which are required to be deposited therein pursuant to the Trust Indentures and to fund the origination and purchase of eligible student loans as described in the Trust Indenture.

The revenue fund was established for the recoveries of interest investment earnings from all accounts and for interest payments. The reserve fund was established for the payment of interest in the event that the Authority does not have sufficient funds from other sources.

The required reserve for the March 2010, March 2012, March 2013, April 2014, April 2015, May 2016, April 2017, May 2018, April 2019 and May 2020 bond issues is 3% of bond principal outstanding with a minimum requirement of \$3,828,100 for all outstanding senior obligations outstanding. The required reserve for the August 2012 bond issue is the greater of 0.25% of the principal bonds outstanding or \$250,000. The required reserve for the November 2012 bond issue is the greater of 0.25% of principal bonds outstanding or \$390,000. The required reserve for the June 2014 bond issue is \$250,000.

The required reserve for the July 2018, August 2019 and May 2021 bond issues is 2% of the principal amount of the outstanding bonds or \$1,315,750 for all outstanding obligations, whichever is greater.

The Trust Indentures also require the establishment of other restricted funds (administrative and rebate funds). The Authority also established the restricted clearing account to account for transfers between restricted funds.

The Authority has been in compliance with the respective debt covenants as outlined in the Trust Indentures for fiscal years 2021 and 2020.

RHODE ISLAND STUDENT LOAN AUTHORITY

NOTES TO THE FINANCIAL STATEMENTS

FOR THE YEARS ENDED JUNE 30, 2021 AND 2020

NOTE 6 – BONDS PAYABLE (CONTINUED)

The following schedule summarizes the Authority's outstanding bonds payable as of June 30:

Bond Issue	2021	2020
March 2010 Senior Series A	\$ --	\$ 2,405,000
March 2012 Senior Series A	--	2,400,000
August 2012 Series 2012-1	19,107,000	23,778,000
November 2012 Series 2012-2	53,193,000	62,305,000
March 2013 Senior Series A	3,850,000	17,250,000
April 2014 Senior Series A	13,535,000	19,735,000
June 2014 Series 2014-1	23,566,000	29,300,000
April 2015 Senior Series A	17,415,000	26,765,000
May 2016 Senior Series A	15,875,000	28,825,000
April 2017 Senior Series A	24,780,000	45,005,000
May 2018 Senior Series A	50,060,000	66,125,000

RHODE ISLAND STUDENT LOAN AUTHORITY

NOTES TO THE FINANCIAL STATEMENTS

FOR THE YEARS ENDED JUNE 30, 2021 AND 2020

NOTE 6 – BONDS PAYABLE (CONTINUED)

Bond Issue	2021	2020
July 2018		
Senior Series 1	18,100,000	25,950,000
April 2019		
Senior Series A	55,015,000	63,215,000
August 2019		
Series 2019-1	25,470,000	40,820,000
May 2020		
Senior Series A	57,300,000	57,300,000
May 2020		
Senior Series B	43,275,000	43,275,000
May 2021		
Senior Series A	57,655,000	--
May 2021		
Series 2021-1	<u>29,000,000</u>	<u>--</u>
Subtotal	507,196,000	554,453,000
Add: Premium	17,460,974	13,253,560
Less: Discount	866,438	1,012,197
Less: Current portion	<u>22,530,000</u>	<u>23,045,000</u>
Total	<u>\$ 501,260,536</u>	<u>\$ 543,649,363</u>

RHODE ISLAND STUDENT LOAN AUTHORITY

NOTES TO THE FINANCIAL STATEMENTS

FOR THE YEARS ENDED JUNE 30, 2021 AND 2020

NOTE 6 – BONDS PAYABLE (CONTINUED)

The following schedule reflects the changes in bonds payable:

Balance at June 30, 2019	\$ 501,523,000
Additions	141,395,000
Redemptions	<u>(88,465,000)</u>
Balance at June 30, 2020	554,453,000
Additions	86,655,000
Redemptions	<u>(133,912,000)</u>
Balance at June 30, 2021	<u>\$ 507,196,000</u>

Presented below is a summary of debt service requirements to maturity for fiscal years ending June 30:

Year	Principal	Interest	Total
2022	\$ 22,530,000	\$ 15,597,222	\$ 38,127,222
2023	31,945,000	14,525,592	46,470,592
2024	37,125,000	13,157,693	50,282,693
2025	44,460,000	11,562,889	56,022,889
2026	45,455,000	9,813,148	55,268,148
2027	29,970,000	8,354,778	38,324,778
2028	28,200,000	7,152,753	35,352,753
2029	44,941,000	6,088,129	51,029,129
2030	12,845,000	5,139,356	17,984,356
2031	4,700,000	4,747,292	9,447,292
2032	19,107,000	4,649,375	23,756,375
2033	--	4,649,375	4,649,375
2034	--	4,649,375	4,649,375
2035	23,640,000	3,992,956	27,632,956
2036	21,015,000	3,279,970	24,294,970
2037	53,193,000	2,701,604	55,894,604
2038	28,920,000	2,021,929	30,941,929
2039	15,000,000	1,235,117	16,235,117
2040	<u>44,150,000</u>	<u>410,466</u>	<u>44,560,466</u>
Total	<u>\$ 507,196,000</u>	<u>\$ 123,729,019</u>	<u>\$ 630,925,019</u>

RHODE ISLAND STUDENT LOAN AUTHORITY

NOTES TO THE FINANCIAL STATEMENTS

FOR THE YEARS ENDED JUNE 30, 2021 AND 2020

NOTE 7 – NOTES PAYABLE AND LINE OF CREDIT

On June 2, 2017, the Authority entered into a line of credit agreement with a bank to borrow up to \$20,000,000. The Line originally expired on June 2, 2018 and was extended to June 2, 2019, the interest rate is Federal Home Loan Bank Classic Advance Rate for the term of the financing plus 1.25%. Per the terms of the Line Agreement, the Authority has the option to convert the Line into three separate term note classes. The Line was collateralized by certain loans including all of those originated by the Authority from advances under the Line as well as certain additional pledged assets.

On June 19, 2019, the Authority entered into a line of credit agreement with a bank to borrow up to \$20,000,000. The Line expired on June 19, 2020, the interest rate is Federal Home Loan Bank Classic Advance Rate for the term of the financing plus 1.00%. Per the terms of the Line Agreement, the Authority has the option to convert the Line into three separate term note classes. The Line was collateralized by certain loans including all of those originated by the Authority from advances under the Line as well as certain additional pledged assets.

SUMMARY OF DRAWS AND TERM NOTES

During fiscal year 2018, the Authority drew an additional \$14,000,000 on the line which was converted to three separate term notes, as described below.

On July 19, 2017, the Authority converted the amount outstanding under The Line of \$5,000,000 into a term note (the July 2017 Note). The July 2017 Note matures on July 19, 2027 and has an interest rate of 4.14%. Principal payments of \$41,667 plus interest are due on the 2nd of every month, beginning on August 2, 2017.

On October 6, 2017, the Authority converted the amount outstanding under The Line of \$4,000,000 into a term note (the October 2017 Note). The October 2017 Note matures on April 6, 2024 and has an interest rate of 3.67%. Principal payments of \$51,282 plus interest are due on the 6th of every month, beginning on November 6, 2017.

On February 21, 2018, the Authority converted the amount outstanding under The Line of \$5,000,000 into a term note (the February 2018 Note). The February 2018 Note matures on August 21, 2024 and has an interest rate of 4.39%. Principal payments of \$64,103 plus interest are due on the 21st of every month, beginning on March 21, 2018. This note was paid off during fiscal year 2021.

RHODE ISLAND STUDENT LOAN AUTHORITY

NOTES TO THE FINANCIAL STATEMENTS

FOR THE YEARS ENDED JUNE 30, 2021 AND 2020

NOTE 7 – NOTES PAYABLE AND LINE OF CREDIT (CONTINUED)

SUMMARY OF DRAWS AND TERM NOTES (CONTINUED)

During fiscal year 2019, the Authority drew an additional \$2,500,000 on the line which was converted to one term notes, as described below.

On June 21, 2019, the Authority converted the amount outstanding under The Line of \$2,500,000 into a term note (the June 2019 Note). The June 2019 Note matures on June 21, 2029 and has an interest rate of 3.67%. Principal payments of \$20,833 plus interest are due on the 21st of every month, beginning on July 21, 2019. This note was paid off during fiscal year 2021.

During fiscal year 2020, the Authority drew an additional \$17,500,000 on the line which was converted to four separate term notes, as described below.

On February 19, 2020, the Authority converted the amount outstanding under The Line of \$5,000,000 into a term note (the February 2020 Note). The February 2020 Note matures on February 19, 2024 and has an interest rate of 2.81%. Principal payments of \$104,167 are due on the 19th of every month until maturity.

On March 18, 2020, the Authority converted the amount outstanding under The Line of \$2,500,000 into a term note (the March 2020-1 Note). The March 2020-1 Note matures on September 18, 2026 and has an interest rate of 2.65%. Principal payments of \$32,051 are due on the 18th of every month until maturity.

On March 18, 2020, the Authority converted the amount outstanding under The Line of \$2,500,000 into a term note (the March 2020-2 Note). The March 2020-2 Note matures on March 18, 2030 and has an interest rate of 3.12%. Principal payments of \$20,833 are due on the 17th of every month until maturity.

On March 31, 2020, the Authority converted the amount outstanding under The Line of \$7,500,000 into a term note (the March 2020-3 Note). The March 2020-3 Note matures on September 30, 2026 and has an interest rate of 2.29%. Principal payment of \$96,154 are due on the 30th of every month until maturity.

RHODE ISLAND STUDENT LOAN AUTHORITY

NOTES TO THE FINANCIAL STATEMENTS

FOR THE YEARS ENDED JUNE 30, 2021 AND 2020

NOTE 7 – NOTES PAYABLE AND LINE OF CREDIT (CONTINUED)

SUMMARY OF DRAWS AND TERM NOTES (CONTINUED)

As of June 30, 2021, the total principal balance outstanding under the July 2017 Note, the October 2017 Note, the February 2020 Note, the March 2020-1 Note, the March 2020-2 Note and the March 2020-3 Note was collectively \$13,686,455.

The following schedule reflects the changes in notes payable:

Balance at June 30, 2019	\$	11,604,412
Additions		17,500,000
Redemptions		(4,518,402)
Balance at June 30, 2020		24,586,010
Additions		--
Redemptions		(10,899,555)
Balance at June 30, 2021	\$	<u>13,686,455</u>

As part of the above financings, the Authority was required to meet certain financial covenants. As of June 30, 2021, the Authority was in compliance with these covenants.

Debt service requirements for bonds and notes payable at June 30, 2021 were as follows:

Bonds				Term Note				Total Long-Term Debt			
Year	Principal	Interest	Total	Year	Principal	Interest	Total	Year	Principal	Interest	Total
2022	\$ 22,530,000	\$ 15,597,222	\$ 38,127,222	2022	\$ 4,047,455	\$ 312,407	\$ 4,359,862	2022	\$ 26,577,455	\$ 15,909,629	\$ 42,487,084
2023	31,945,000	14,525,592	46,470,592	2023	3,653,846	203,109	3,856,955	2023	35,598,846	14,728,701	50,327,547
2024	37,125,000	13,157,693	50,282,693	2024	2,523,616	112,174	2,635,790	2024	39,648,616	13,269,867	52,918,483
2025	44,460,000	11,562,889	56,022,889	2025	1,538,462	65,603	1,604,065	2025	45,998,462	11,628,492	57,626,954
2026	45,455,000	9,813,148	55,268,148	2026	1,538,462	28,987	1,567,449	2026	46,993,462	9,842,135	56,835,597
2027-2031	120,656,000	31,482,308	152,138,308	2027-2031	384,614	1,526	386,140	2027-2031	121,040,614	31,483,834	152,524,448
2032-2036	63,762,000	21,221,051	84,983,051	2032-2036	--	--	--	2032-2036	63,762,000	21,221,051	84,983,051
2037-2040	141,263,000	6,369,116	147,632,116	2037-2041	--	--	--	2037-2041	141,263,000	6,369,116	147,632,116
	<u>\$ 507,196,000</u>	<u>\$ 123,729,019</u>	<u>\$ 630,925,019</u>		<u>\$ 13,686,455</u>	<u>\$ 723,806</u>	<u>\$ 14,410,261</u>		<u>\$ 520,882,455</u>	<u>\$ 124,452,825</u>	<u>\$ 645,335,280</u>

RHODE ISLAND STUDENT LOAN AUTHORITY

NOTES TO THE FINANCIAL STATEMENTS

FOR THE YEARS ENDED JUNE 30, 2021 AND 2020

NOTE 8 – ACCRUED ARBITRAGE REBATE

Accrued arbitrage rebate at June 30, 2021 and 2020 consisted of the following:

	2021	2020
Noncurrent portion	\$ 362,519	\$ 545,149
Total Accrued Arbitrage Rebate	<u>\$ 362,519</u>	<u>\$ 545,149</u>

The following schedule reflects the changes in accrued arbitrage rebate:

Balance at June 30, 2019	\$ 479,026
Increase in earnings above permitted yield	153,066
Decrease in earnings below permitted yield	<u>(86,943)</u>
Balance at June 30, 2020	545,149
Increase in earnings above permitted yield	14,968
Decrease in earnings below permitted yield	<u>(197,598)</u>
Balance at June 30, 2021	<u>\$ 362,519</u>

RHODE ISLAND STUDENT LOAN AUTHORITY

NOTES TO THE FINANCIAL STATEMENTS

FOR THE YEARS ENDED JUNE 30, 2021 AND 2020

NOTE 9 – LOAN SERVICING AGREEMENTS

In April 2011, the Authority entered into a servicing agreement with Nelnet Servicing LLC (“Nelnet”), under which Nelnet collects and accounts for the principal and interest on FFELP loans originated and purchased by the Authority and placed with Nelnet for servicing for a monthly fee, which is based on the borrower status of the loans being serviced. Nelnet is also responsible for servicing the loans in a diligent manner according to regulations established by the DOE. This agreement is in effect until terminated or modified.

In July 1992, the Authority entered into a servicing agreement with Pennsylvania Higher Education Assistance Authority (“PHEAA”) under which PHEAA collects and accounts for the principal and interest on the Rhode Island Supplemental Education Loans placed with PHEAA for servicing for a monthly fee which is based on the number of loans in repayment status. PHEAA is also responsible for servicing the loans in a diligent manner according to the terms of the servicing contract. The agreement continues until all loans are paid in full or terminated by either party.

In July 2010, the Authority entered into a servicing agreement with University Accounting Services (“UAS”) under which UAS provides access to their servicing system software and the Authority collects and accounts for the principal and interest on the private loans that the Authority originated. UAS is responsible for maintaining the servicing system. The fees charged are based upon the volume and types of loans being serviced on a monthly basis.

The contract does call for certain payments to be processed by UAS and these transactions are charged on a per transaction basis. This agreement is in effect until terminated or modified.

In December 2012, the Authority entered into a servicing agreement with Aspire Resources Inc. to perform all servicing activities related to Federal Student Loans that were allocated to the Authority as an eligible Not for Profit Servicer under the Health Care and Education Reconciliation Act of 2010 (“HCERA”). The contract with the DOE allowed Aspire to add the Authority as a Key Subcontractor. Aspire was responsible for servicing all of the federal accounts according to the DOE Contract and paid the Authority a monthly fee based upon the borrower status of the loans being serviced.

The contract originally expired on March 31, 2017. However, in July 2015, the U.S. Department of Education approved the transfer of responsibilities for servicing federal student loans within the William D. Ford Federal Direct Loan Program that were serviced by Aspire to the Missouri Higher Education Loan Authority (“MOHELA”). The transfer of loans from Aspire to MOHELA was completed in September 2015. At that time the contract with Aspire terminated and a servicing agreement with MOHELA took effect. The servicing agreement with MOHELA was terminated on March 31, 2020.

RHODE ISLAND STUDENT LOAN AUTHORITY

NOTES TO THE FINANCIAL STATEMENTS

FOR THE YEARS ENDED JUNE 30, 2021 AND 2020

NOTE 9 – LOAN SERVICING AGREEMENTS (CONTINUED)

The Authority received \$0 and \$102,088 in monthly revenue from MOHELA to service the Federal Student Loans for the years ended June 30, 2021 and 2020, respectively, and this revenue is recorded as “fee income” in the accompanying statements of revenues, expenses, and changes in net position.

NOTE 10 – DEFINED CONTRIBUTION RETIREMENT PLAN

In July 1989, the Authority established a defined single-employer contribution plan named Rhode Island Student Loan Authority pursuant to Section 403 (b) of the Internal Revenue Code, which provides pension benefits for all of its full-time employees. In a defined contribution plan, benefits depend solely on amounts contributed to the plan plus investment earnings and less expenses. The assets of the plan are held with the Teachers Insurance and Annuity Association and the College Retirement Equities Fund (“TIAA-CREF”). Employees are eligible to participate on the first of the month following employment. The Authority contributes 10% of the employee's salary each month and all contributions and investment earnings are fully vested immediately. Employer contributions for 2021 and 2020 amounted to \$311,496 and \$298,181, respectively. Employee contributions for 2021 and 2020 amounted to \$189,016 and \$160,208, respectively. All plan provisions and amendments require the approval of the Authority’s Board of Directors. There are no post-retirement benefits for Authority employees.

NOTE 11 – RISK MANAGEMENT

The Authority is exposed to various risks of loss related to torts; errors and omissions; and workers’ compensation claims for which the Authority carries commercial insurance. Settled claims resulting from these risks have not exceeded the Authority’s coverage in any of the past three fiscal years and there have been no significant reductions in insurance coverage. Accordingly, management has estimated the reserve for such claims to be \$0 at June 30, 2021 and 2020.

NOTE 12 – RISKS AND UNCERTAINTIES

In March 2020, the World Health Organization declared the outbreak of a novel coronavirus (COVID-19) as a pandemic, which continues to spread throughout the United States and the world. The COVID-19 outbreak in the United States has caused business disruption through mandated and voluntary closings across the country. Through June 30, 2021, there has been no material financial impact to the Financial Statements or RISLA’s operations due to the pandemic.

RHODE ISLAND STUDENT LOAN AUTHORITY

NOTES TO THE FINANCIAL STATEMENTS

FOR THE YEARS ENDED JUNE 30, 2021 AND 2020

NOTE 13 – SUBSEQUENT EVENT

The Authority has evaluated subsequent events through September 28, 2021, the date these financial statements were authorized for issuance. Except as described below, there were no events identified which require recognition or disclosure in the financial statements.

On August 17, 2021, the Authority had a bond redemption in the amount of \$9,175,000.

On September 7, 2021, the Authority had a bond redemption in the amount of \$5,000,000.

**REPORT ON INTERNAL CONTROL OVER FINANCIAL REPORTING AND ON
COMPLIANCE AND OTHER MATTERS BASED ON AN AUDIT OF FINANCIAL
STATEMENTS PERFORMED IN ACCORDANCE WITH
GOVERNMENT AUDITING STANDARDS**

To the Board Members
Rhode Island Student Loan Authority

We have audited, in accordance with auditing standards generally accepted in the United States of America and the standards applicable to financial audits contained in *Government Auditing Standards*, issued by the Comptroller General of the United States, the financial statements of the Rhode Island Student Loan Authority (a related organization to the State of Rhode Island), as of and for the year ended June 30, 2021 and the related notes to the financial statements, and have issued our report thereon dated September 28, 2021.

Internal Control Over Financial Reporting

In planning and performing our audit of the financial statements, we considered the Rhode Island Student Loan Authority's internal control over financial reporting (internal control) as a basis for designing audit procedures that are appropriate in the circumstances for the purpose of expressing our opinion on the financial statements, but not for the purpose of expressing an opinion on the effectiveness of the Rhode Island Student Loan Authority's internal control. Accordingly, we do not express an opinion on the effectiveness of the Rhode Island Student Loan Authority's internal control.

A *deficiency in internal control* exists when the design or operation of a control does not allow management or employees, in the normal course of performing their assigned functions, to prevent, or detect and correct misstatements on a timely basis. A *material weakness* is a deficiency, or a combination of deficiencies, in internal control, such that there is a reasonable possibility that a material misstatement of the entity's financial statements will not be prevented, or detected and corrected on a timely basis. A *significant deficiency* is a deficiency, or a combination of deficiencies, in internal control that is less severe than a material weakness, yet important enough to merit attention by those charged with governance.

Our consideration of internal control was for the limited purpose described in the first paragraph of this section and was not designed to identify all deficiencies in internal control that might be material weaknesses or significant deficiencies. Given these limitations, during our audit we did not identify any deficiencies in internal control that we consider to be material weaknesses. However, material weaknesses may exist that have not been identified.

Compliance and Other Matters

As part of obtaining reasonable assurance about whether the Rhode Island Student Loan Authority's financial statements are free of material misstatement, we performed tests of its compliance with certain provisions of laws, regulations, contracts and grant agreements, noncompliance with which could have a direct and material effect on the financial statements. However, providing an opinion on compliance with those provisions was not an objective of our audit and, accordingly, we do not express such an opinion. The results of our tests disclosed no instances of noncompliance or other matters that are required to be reported under *Government Auditing Standards*.

Purpose of this Report

The purpose of this report is solely to describe the scope of our testing of internal control and compliance and the results of that testing, and not to provide an opinion on the effectiveness of the entity's internal control or on compliance. This report is an integral part of an audit performed in accordance with *Government Auditing Standards* in considering the entity's internal control and compliance. Accordingly, this communication is not suitable for any other purpose.

Marcum LLP

Providence, RI
September 28, 2021



RISLA

**RHODE ISLAND STUDENT
LOAN AUTHORITY**

935 Jefferson Blvd., Suite 3000
Warwick, RI 02886-2225

Phone: 401-468-1700
Toll-free: 800-758-7562
TDD: 401-468-1750

www.risla.com