

## AGENDA

**Port Freeport  
Port Commission  
Regular Meeting  
Thursday, March 24, 2022, 1:00 pm - 5:00 pm  
In Person & Videoconference - Administration Building - 1100 Cherry Street - Freeport**

**This meeting agenda with the agenda packet is posted online at [www.portfreeport.com](http://www.portfreeport.com)**

The meeting will be conducted pursuant to Section 551.127 of the Texas Government Code titled "Videoconference Call." A quorum of the Port Commission, including the presiding officer, will be present at the Commissioner Meeting Room located at 1100 Cherry Street, Freeport, Texas. The public will be permitted to attend the meeting in person or by videoconference.

Public comment will be available at the beginning of the meeting during the agenda item devoted to public comment. Public comment may be communicated in person or by videoconference, but in either event public comment will be limited to 5 minutes per participant and must be communicated verbally. Following public comment, the public will not be permitted to communicate with the Port Commission.

The videoconference is available online as follows:

### Join Zoom Meeting

<https://us02web.zoom.us/j/82569076100?pwd=T0NzeEp6L3lGMmdVR3F1NlBjb2x0QT09>

Meeting ID: 825 6907 6100

Passcode: 476328

### Dial by your location

1 346 248 7799 US (Houston)

Meeting ID: 825 6907 6100

Find your local number: <https://us02web.zoom.us/j/82569076100?pwd=T0NzeEp6L3lGMmdVR3F1NlBjb2x0QT09>

1. CONVENE OPEN SESSION in accordance with Texas Government Code Section 551.001, et. seq., to review and consider the following:
2. Invocation.
3. Pledge of Allegiance: U.S. Flag & Texas Flag
4. Roll Call.
5. Call to identify and discuss any conflicts of interest that may lead to a Commissioner abstaining from voting on any posted agenda item.
6. Public Comment. (Public comment will be limited to 5 minutes per participant and can be completed in person or by videoconference)
7. Approval of minutes from the Regular Meeting held March 10, 2022.
8. Receive reports from Executive Staff on activities and matters related to COVID-19 health safety matters, administrative affairs, financial results, facility engineering matters, operations and vessel activity, port safety matters, port security matters, Port tenant updates, USCOE, and other related port affairs.
  - A. Executive Director/CEO
  - B. Chief Financial Officer
  - C. Director of Engineering

- D. Director of Operations
- E. Director of Business & Economic Development
- 9. Receive report from Commissioners on matters related to:
  - A. March 24 Finance Advisory Committee Meeting.
  - B. Port Commission related meetings or conferences, Port presentations and other Port related matters.
- 10. Approval of financial reports presented for the period ending February 28, 2022.
- 11. Approval of a proposal from Texas A&M Transportation Institute for Port Freeport Economic Impact Study, for an amount not to exceed \$66,500.00.
- 12. Adoption of a Resolution declaring items surplus and ordered sold separately for cash, after notice of sale and receipt of bids to the highest bidder; destroyed or otherwise disposed of if no bids are received; or offered as trade-in for new property of the same general type.
- 13. Adoption of a Resolution approving the acceptance of the Port's portion of proceeds received from high bidders on delinquent tax property held in trust by Brazoria County, Texas and authorizing the Chairman to join in conveyance to high bidders.
- 14. Update regarding the search for General Counsel and the Request for Proposals.
- 15. EXECUTIVE SESSION in accordance with Subchapter D of the Open Meetings Act, Texas Government Code Section 551.001, et. seq., to review and consider the following:
  - A. Under authority of Section 551.071 (Consultation with Attorney):
    - 1. Consultation with attorney under Government Code Section 551.071(1) (to seek or receive attorney's advice on pending or contemplated litigation or a settlement offer).
    - 2. Consultation with attorney under Government Code Section 551.071(2) (to seek or receive attorney's advice on legal matters that are not related to litigation).
  - B. Under authority of Section 551.072 (Deliberation of Real Property Matters) for discussion regarding:
    - 1. The potential exchange, lease, or value of real property located in Freeport, Texas, including but not limited to the area known as the East End of Freeport and bordered by or adjacent to the following streets: FM 1495; East 2nd Street; Terminal Street and East 8th Street in Freeport, Texas.
    - 2. The potential purchase, exchange, lease or value of real property located at Port Freeport, including but not limited to the real property located at and contiguous to Berths 1, 2, 5 and 7.
    - 3. The potential exchange, lease, or value of real property located at Port Freeport, including but not limited to Parcels 14, 19, 27, 34 and property on Quintana Island.
  - C. Under authority of Section 551.076 (Deliberation of Security Matters) for discussion regarding:
    - 1. Issues related to the deployment or specific occasions for implementation of security personnel or devices or security audit and services.
- 16. RECONVENE OPEN SESSION for review and consideration:
- 17. Approval of a Memorandum of Agreement accepting offer from the Texas Department of Transportation regarding property that consists of 102.66 acres of land (4,471,953 sq.ft.) located at South line of Gulf Intracoastal Waterway, West of Bryan Beach, Quintana, Brazoria County, Texas (Parcel PA86E), in which Port Freeport has a partial interest.
- 18. Approval of a First Amendment to the Lease Agreement between Port Freeport and Dole Fresh Fruit Company.
- 19. Adjourn.

***The Port Commission does not anticipate going into a closed session under Chapter 551 of the Texas Government Code at this meeting for any other items on the agenda, however, if necessary, the Port Commission may go into a closed session as permitted by law regarding any item on the agenda.***

With this posted notice, Port Commissioners have been provided certain background information on the above listed agenda items. Copies of this information can be obtained by the public at the Port Administrative offices at 1100 Cherry Street, Freeport, TX.



---

Phyllis Saathoff, Executive Director/CEO  
**PORT FREEPORT**

Minutes of Port Commission Regular Meeting  
March 10, 2022  
In Person & Videoconference

A Regular Meeting of the Port Commission of Port Freeport was held March 10, 2022, beginning at 10:10 AM at the Administration Building, 1100 Cherry Street, Freeport, Texas.

**This meeting agenda with the agenda packet is posted online at [www.portfreeport.com](http://www.portfreeport.com)**

The meeting will be conducted pursuant to Section 551.127 of the Texas Government Code titled "Videoconference Call." A quorum of the Port Commission, including the presiding officer, will be present at the Commissioner Meeting Room located at 1100 Cherry Street, Freeport, Texas. The public will be permitted to attend the meeting in person or by videoconference.

Public comment will be available at the beginning of the meeting during the agenda item devoted to public comment. Public comment may be communicated in person or by videoconference, but in either event public comment will be limited to 5 minutes per participant and must be communicated verbally. Following public comment, the public will not be permitted to communicate with the Port Commission.

The videoconference is available online as follows:

Join Zoom Meeting

<https://us02web.zoom.us/j/87386571323?pwd=bHp2NzJuQzhIZXY5WmJwdTk5cEhKQT09>

Meeting ID: 873 8657 1323

Passcode: 925633

Dial by your location

+1 346 248 7799 US (Houston)

+1 301 715 8592 US (Washington DC)

Meeting ID: 873 8657 1323

Find your local number: <https://us02web.zoom.us/j/87386571323?pwd=bHp2NzJuQzhIZXY5WmJwdTk5cEhKQT09>

Commissioners present in person:

Mr. John Hoss, Chairman

Rudy Santos, Vice Chairman

Mr. Dan Croft, Secretary

Mr. Rob Giesecke, Asst. Secretary

Mr. Shane Pirtle, Commissioner

Commissioners present virtually:

Mr. Ravi Singhania, Commissioner

Staff Members Present:

Mr. Peter Nemeth, Interim Legal Counsel

Ms. Phyllis Saathoff, Executive Director/CEO

Mr. Rob Lowe, Director of Administration/CFO

Mr. Al Durel, Director of Operations

Mr. Jason Hull, Director of Engineering

Mr. Chris Hogan, Director of Protective Services

Mr. Jason Miura, Director of Business & Economic Development

Mr. Brandon Robertson, Network Systems Manager

Ms. Missy Bevers, Executive Assistant

Ms. Mary Campus, Controller  
Ms. Tricia Vela, Public Affairs Assistant  
Mr. Jesse Hibbetts, Operations Manager  
Mr. Nick Malambri, Engineering Specialist

Also, present:

Mr. Chris Moore, Texas Port Ministry  
Ms. Patti Worfe, The Alliance  
Ms. Barbara Fratila  
Mr. Henry Chambless

1. CONVENE OPEN SESSION in accordance with Texas Government Code Section 551.001, et. seq., to review and consider the following:
2. Invocation – Mr. Chris Moore, Texas Port Ministry
3. Pledge of Allegiance – U.S. Flag and Texas Flag
4. Roll Call – Commissioner Hoss noted that Commissioner Singhania will be participating in the meeting virtually. All other Commissioners were present in the Board Room.
5. Call to identify and discuss any conflicts of interest that may lead to a Commissioner abstaining from voting on any posted agenda item.

There were no conflicts noted from Commissioners.

6. Public Comment – There were no comments from the public.
7. Approval of minutes from the Special Meeting held February 17, 2022, and Regular Meeting held February 24, 2022.

A motion was made by Commissioner Croft to approve the minutes as presented. The motion was seconded by Commissioner Giesecke with all Commissioners present voting in favor of the motion.

8. Receive reports from Executive Director/CEO and/or Port staff on activities and matters related to COVID-19 health safety matters, administrative affairs, financial results, facility engineering matters, operations and vessel activity, port safety matters, port security matters, Port tenant updates, USCOE, and other related port affairs.

Ms. Saathoff reported the U.S. Coast Guard sent notice that a HAZID Workshop would be conducted on the vapor control system for the Texas Gulf Link Project. Staff reached out to REM Risk Consultants who participated in the workshop as a representative of Port Freeport. A report from the workshop is forthcoming. Ms. Saathoff reported attending the Port Authority Advisory Committee (PAAC) meeting in Galveston. Additionally, she gave a presentation to the HGAC Freight Advisory Committee on Port Freeport. Port Freeport held its CAP Meeting March 8 with Steve Huttman of G&H Towing as the presenter. Ms. Saathoff acknowledged Texas Port Ministry's successful banquet held March 3, noting the community is very supportive of the work TPM does at Port Freeport. Congress is moving the Appropriations Bill and had hoped to have it passed however more discussion is needed

with regard to further COVID relief funding. Ms. Saathoff noted other considerations for the U.S. Army Corps of Engineers which includes \$2.49 billion in construction funding, \$4.57 billion for operations & maintenance budget as well as additional funding allocated towards the Port Infrastructure Development Program, the Rebuilding America Infrastructure with Sustainability & Equity (RAISE) Program and the Consolidated Rail Infrastructure & Safety Improvements Program. Ms. Saathoff reported on the USACE Galveston District Stakeholder Winter Forum where she had the opportunity to meet with Robyn Colosimo from the ASA's office to brief her on the FHCIP. Briefings were also held with Stacey Brown who is moving to the ASA's office to replace Vance Stewart, and Jaime Pinkham, who was the previous acting interim ASA. Mr. Pinkham confirmed new ASA Connor's visit to Port Freeport March 15, along with BG Beck. March 16, staff will brief OMB, Kelly Colyar and Maria Kim, on the FHCIP. Lastly, Ms. Saathoff noted a dredge is in the channel dredging the widening around the Dow Thumb which will take about 60 days to complete.

9. Approval of a Professional Services Agreement with Freese & Nichols, Inc. for the Parcel 14 Rail Expansion Project, for an amount not to exceed \$399,662.00, and approve acceptance of the C.R.I.S.I. Grant.

Mr. Hull explained that Freese & Nichols is the engineering firm that performed services for Phase I of this project, and recommends they also perform services for Phase II. Staff has reviewed the fee proposal and recommends approval of the agreement. Phase II will add four tracks totaling approximately 20,000 track feet of track on existing stabilized ground to connect and expand the Port's rail capability into Parcel 14.

A motion was made by Commissioner Pirtle to approve the agreement as recommended by staff in the amount of \$399,662.00 and acceptance of the C.R.I.S.I. grant. The motion was seconded by Commissioner Santos with all Commissioners present voting in favor of the motion.

10. Approval of a Professional Services Agreement with Montrose Environmental Solutions, Inc. for the 2022 Environmental Regulatory Compliance Services, for an amount not to exceed \$13,620.00.

Mr. Hull stated that Port Freeport has a TCEQ Stormwater Quality Permit and is required every year to submit samples for testing. The agreement covers the samples and testing of the samples which are reported directly to TCEQ. In the event there is an exceedance, an investigation will be held as a requirement of the permit. This agreement also covers staff training. Staff recommends approval.

A motion was made by Commissioner Croft to approve the agreement. The motion was seconded by Commissioner Singhania with all Commissioners present voting in favor of the motion.

11. Update and discussion regarding the search for General Counsel and the Request for Proposals.

Ms. Saathoff reported the committee has been working to put together a Request for Proposals (RFP) document and has a final draft ready for discussion. Ms. Saathoff presented the proposed timeline and information requested in the proposal and asked for guidance relating to whether the Commission wants a litigating attorney or a licensed practicing attorney. She noted that once the RFP is finalized, it will be sent out from a special email

account ([GCRFP@portfreeport.com](mailto:GCRFP@portfreeport.com)) set up specifically for this and posted to the Port's website. Commission discussed additional ways to advertise the RFP and suggested an adjustment to the timeline to allow 30 days for submittal. After the RFP is edited to address the items discussed including additional edits in Section III under Duties/Services and License, it will be distributed and uploaded to the Port website on Friday.

12. EXECUTIVE SESSION in accordance with Subchapter D of the Open Meetings Act, Texas Government Code Section 551.001, et. seq., to review and consider the following:

- A. Under authority of Section 551.071 (Consultation with Attorney) for discussion regarding:
  - 1. Consultation with attorney under Government Code Section 551.071(1) (to seek or receive attorney's advice on pending or contemplated litigation).
  - 2. Consultation with attorney under Government Code Section 551.071(2) (to seek or receive attorney's advice on legal matters that are not related to litigation).
- B. Under authority of Section 551.072 (Deliberation Concerning Real Property Matters) for discussion regarding:
  - 1. Discussion regarding the potential exchange, lease, or value of real property located in Freeport, Texas, including but not limited to the are known as the East End of Freeport and bordered by or adjacent to the following streets: FM1495; East 2<sup>nd</sup> Street; Terminal Street and East 8<sup>th</sup> Street in Freeport, Texas.
  - 2. The potential purchase, exchange, lease, or value of real property located at Port Freeport, including but not limited to the real property located at and contiguous to Berths 1, 2, 5 and 7.
  - 3. The potential exchange, lease, or value of real property located at Port Freeport, including but not limited to Parcels 14, 19, 27, 34 and property on Quintana Island.

13. RECONVENE OPEN SESSION:

14. Adjourn.

With no further business before the Commission, the meeting adjourned at 11:58 PM.

---

John Hoss, Chairman

---

Rudy Santos, Vice Chairman

---

Dan Croft, Secretary

---

Rob Giesecke, Asst. Secretary

---

Ravi K. Singhanian, Commissioner

---

Shane Pirtle, Commissioner



1100 CHERRY ST. • FREEPORT, TX 77541  
(979) 233-2667 • 1 (800) 362-5743 • FAX: (979) 233-5625  
WWW.PORTFREEPORT.COM

## MEMORANDUM

**TO:** Phyllis Saathoff, Executive Director/CEO

**FROM:** Tricia Vela, Public Affairs Assistant

**DATE:** March 24, 2022

**SUBJECT:** Public Affairs – March 2022

---

### PUBLIC AFFAIRS

#### Communications and Media

Staff continues to post on social media port facts, press releases, safety awareness, hurricane preparedness, and other information pertinent to our community.

**COVID-19** – The website and various social media channels are being maintained as a resource to the public for information on COVID-19 as it relates to Port Freeport and the community.

**Freeport Harbor Channel Marine Traffic** – The website is being maintained as a resource to the Freeport Harbor Channel community for information on marine traffic related to FHCIP dredging. Communications regarding Reach 2 widening has begun. It will take 60-90 days to complete. Updates will be posted accordingly.

**Freeport Harbor Channel Improvement Project** – Staff continues to respond to inquiries from the public regarding Port Freeport and the Freeport Harbor Channel Improvement Project, as well as maintain updated information on both [www.portfreeport.com](http://www.portfreeport.com) and [www.portfreeportbondelection.com](http://www.portfreeportbondelection.com).

**Print and Social Media Monitoring** – Staff continues to monitor publications, newspapers, agendas, and social media for matters pertaining to Port Freeport, Port Freeport's partners, and the harbor community.

March 8 - Brazoria County Commissioner Court Agenda Review - 7.K.5. Change Order No. 1 for ITB #21-66 Dredging of the Mouth of the San Bernard River

March 14 & 15 – TACFT Logo Contest Winners announced via Port Freeport’s social media page and the TACFT Facebook Event Page.

March 15 – Velasco Drainage District Agenda Review - Permit to American Offshore Midstream for 12" Pipeline decommission and abandonment on East Levee.

- 408 Permit 153.2022.03.01 to BASF for Removal of Pipelines at the BASF Dock in the Dow Turning Basin.
- Sabine Galveston Project Review and Discussion.

March 15 – Quintana Agenda Review - 100' Tower build located at 2502 Deep Sea Dr., Quintana, Texas for Brazos River Pilots Association, Jeremy McRae.

***Press Releases and News Postings*** – The following press releases were distributed or will be distributed in March:

Port Freeport Announces 22<sup>nd</sup> Annual Take-A-Child Fishing Tournament Logo Drawing Contest  
Winners will be released the week of March 21, 2022.

### **Community Events and Meetings**

***Brazoria County Petrochemical Council & VOW 22 Hike*** – Port Freeport participated in the career fair. The Public Affairs staff and Al Durel manned a booth in support of our Veterans. Staff shared information about the Port and our partners, career opportunities including ILA jobs, and handed out giveaways to attendees.

***Angleton Leadership Delegation*** – On March 9<sup>th</sup>, Port Freeport provided the board room, lunch, a port presentation, and a tour for Angleton Leadership’s afternoon session.

### **Port Events**

***Community Advisory Panel (C.A.P.)*** – The last quarterly C.A.P. meeting for the year was held on March 8, 2022 from 6-8 p.m. at the Clute Event Center. The guest speaker was Captain Steve Huttman with G & H Towing. This meeting had fifty-one members, guest, Commissioners, and staff in attendance. The next C.A.P. meeting will take place on Tuesday, June 7, 2022.

*Tentative dates for future C.A.P. meetings are listed below.*

Thursday, April 21<sup>st</sup> BCPC Responsible Care Luncheon

Tuesday, September 13<sup>th</sup>

Thursday, December 1st

***Port Freeport Take-A-Child Fishing Tournament (TACFT)*** – The Public Affairs Department is continuing with the preparation and planning for the TACFT which will take place on May 14, 2022. On February 24<sup>th</sup>, the top 10 logo drawings were on display in the first-floor lobby, and the e-voting for the winning logo was held. Over 460 entries for the logo drawing contest were received and winner presentations took place on March 9, 10, and 11. First through third place

received a framed copy of their artwork and gift cards in varying amounts. The top 10 finalists received \$5 gift cards and all entries received a participation ribbon. The press release announcing the winners will go out the week of March 21<sup>st</sup>. Port Freeport thanks all participants for sharing their amazing talent.

The TACFT Captain dinner will be held on May 12, 2022, at River Place in Freeport. To increase our sponsorships, we are seeking contact information for any potential new sponsors. Please send this information to Darlene Winkler.

### **Port Presentations, Tours, and Meetings**

March 3 – Greater Houston Freight Committee (Phyllis, speaker via ZOOM)  
March 3 – Texas Port Ministry Banquet (Phyllis, speaker)  
March 4 – University of Houston Clear Lake presentation and port tour  
March 7 – TXDOT Maritime Division Port visit and tour (Phyllis)  
March 8 – Port Authority Advisory Committee (Phyllis)  
March 9 – Angleton Leadership Session (Port Freeport host)  
March 10 – Sugarland City Council presentation and port tour (Phyllis, Mike W.)  
March 15 – ASA Connor and Army Corp of Engineers visit (Phyllis, Jason, J. Hoss)  
March 17 – Brazoria County Round Table (Phyllis, speaker)  
March 22 – Fort Bend Commissioners Court (Phyllis, speaker) *(original date 1/25/22)*  
April 5 – Port of Future (Phyllis, speaker)

### **March Community Events and Meetings**

Weekly – Business Roundtable Virtual Meetings (speakers vary)  
March 3 – Angleton Chamber of Commerce Awards Luncheon & Chairman Address  
March 3 – Texas Port Ministry Banquet, Phyllis guest speaker  
March 5 – Brazoria Heritage Foundation Celebration Day  
March 10 – Boy Scouts of America Breakfast  
March 12 – Junior Achievement Celebrity Waiter Banquet  
March 24 – Angleton Chamber of Commerce Luncheon Brazoria County Update, Sebesta  
March 29 – Texas A & M Galveston Spring Career Fair

### **Upcoming Community Events and Meetings**

April 14 – 100 Club of Brazoria County - Law Enforcement Appreciation Banquet *(original 9/23/21)*  
April 21 – BCPC Responsible Care Luncheon  
April 23 – West Columbia Rotary 46<sup>th</sup> Annual Shrimp Boil and Auction  
May 5 - Brazosport Chamber of Commerce Membership Luncheon: DOW Fernando Signorini

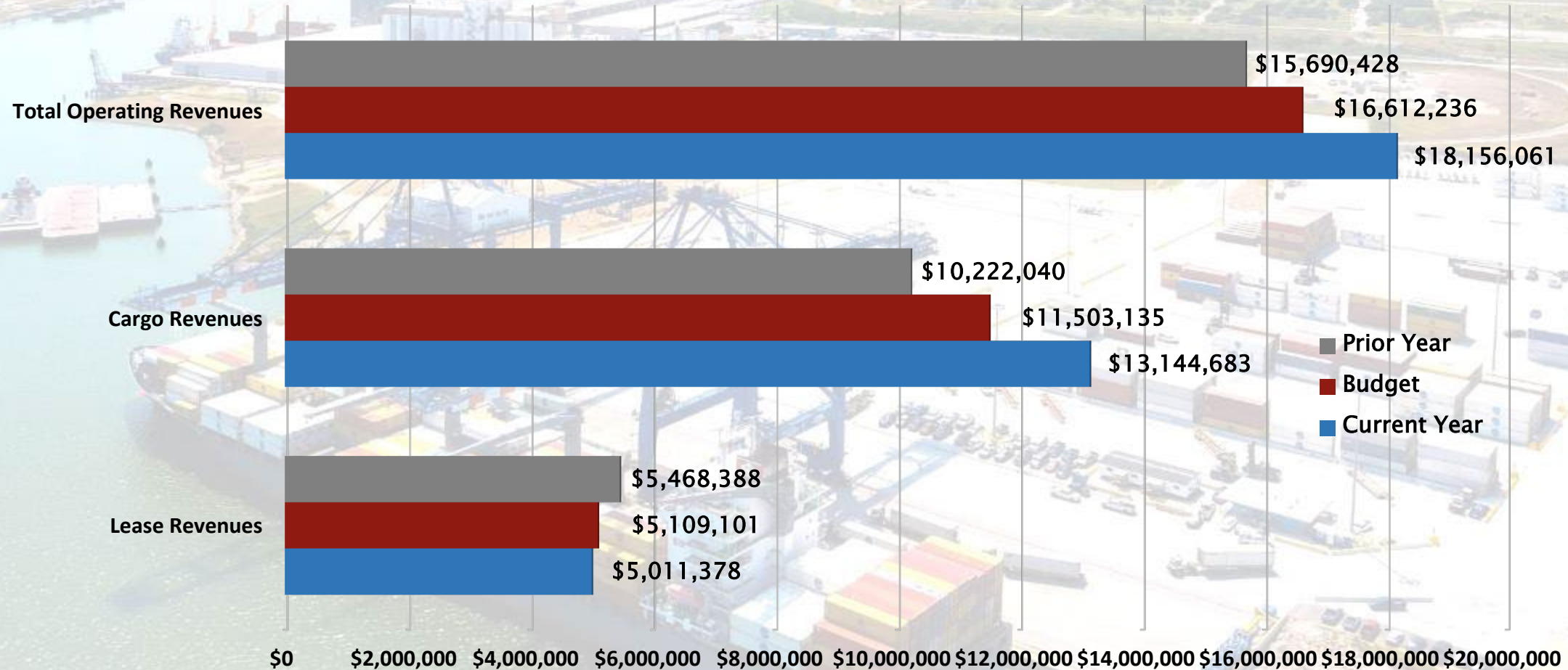


# Financial Report for February 28, 2022

March 24, 2022

Rob Lowe | Chief Financial Officer

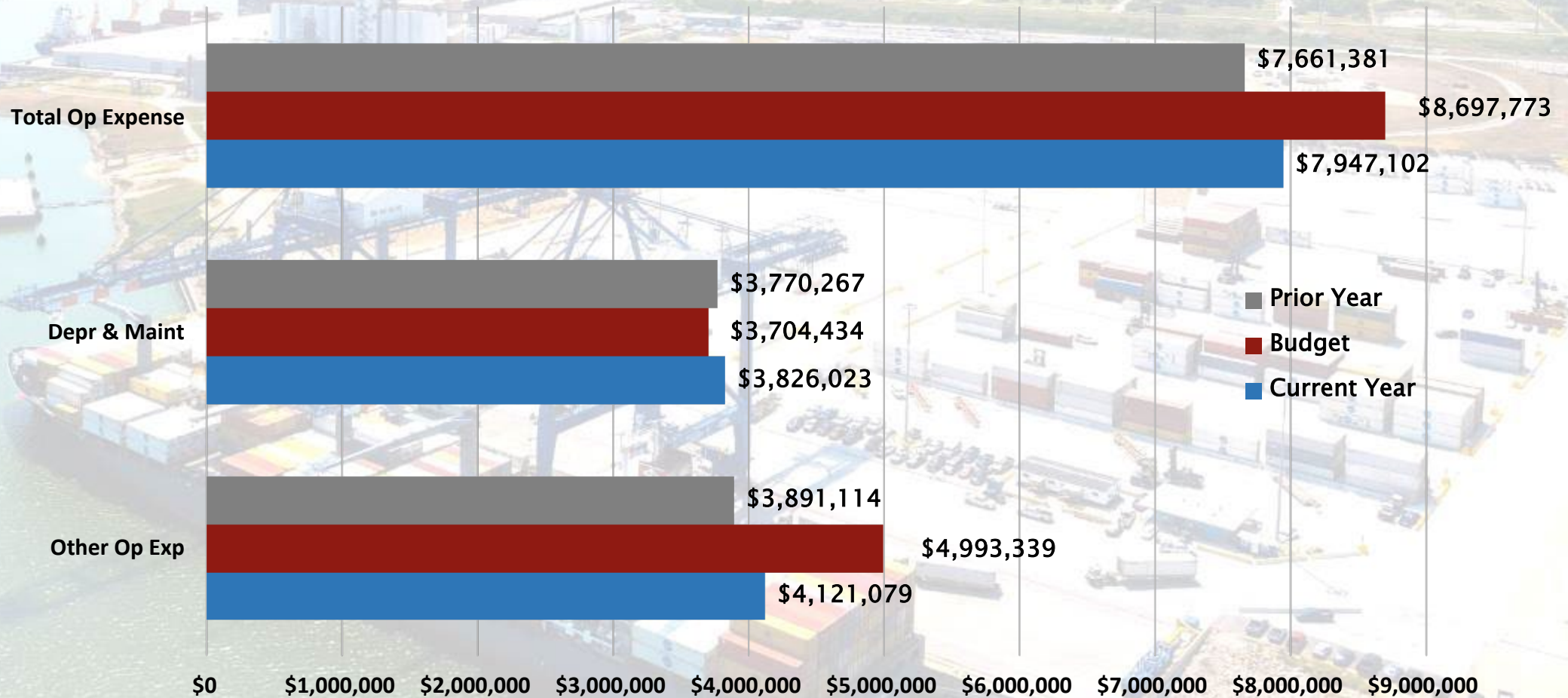
# FY 2022 YTD OPERATING REVENUES



## COMPARISON:

- Operating revenues are up over PY 16% and over budget by 9%
- Cargo revenues above PY by 29%; budget by 14%
- As compared to budget, cargo volumes are up in all categories except ro-ro cargo
- Lease revenues are below PY 8% and 2% below budget

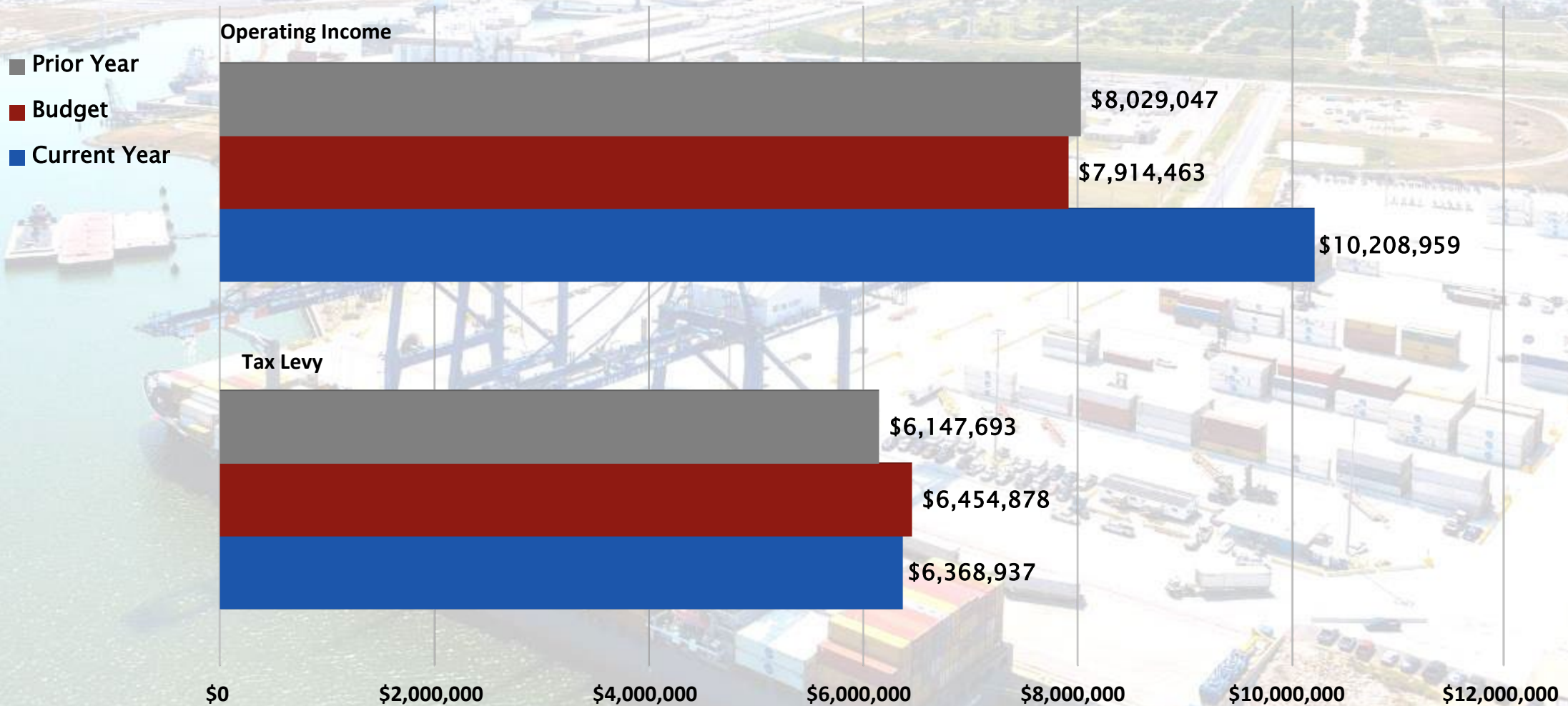
# FY 2022 YTD OPERATING EXPENSE



## COMPARISON:

- Total operating expenses are above prior year by 4%, below budget 9%
- Depr & maint are up over the PY by 1% and budget 3%
- Other expenses are 6% above PY and below budget by 17%

# FY 2022 YTD OPERATING INCOME



## COMPARISON:

- Operating income is 27% above PY and above budget by 29%

# FY 2022 YTD CHANGE IN NET POSITION

## Change in Net Position

- Non-Operating Revenue (Expense) includes Ad Valorem Taxes, Investment Income, Debt Service and Gain (Loss) on Sale of Assets
- Drivers for comparison to budget are primarily timing of capital contribution projects.

	Year To Date	YTD Budget	Total 2021 Budget
<b>Operating Income</b>	\$ 10,208,959	\$ 7,914,463	\$ 18,424,600
<b>Non-Operating Revenue (Expenses)</b>	\$ 2,652,250	\$ 2,770,258	\$ (2,942,000)
<b>Capital Contributed (To) From Others</b>			
<b>Freeport Harbor Channel Improvement Project</b>	\$ (896,737)	\$ -	\$ (31,050,000)
<b>Contributed to Port</b>	\$ -	\$ -	\$ 50,000
<b>Grants</b>	\$ 109,561	\$ -	\$ 375,000
<b>Emergency Recovery Efforts</b>	\$ (140,195)	\$ -	\$ -
<b>Change In Net Position</b>	\$ 11,933,838	\$ 10,684,721	\$ (15,142,400)

# FY 2022 YTD CASH FLOWS

<i>Cash Flow Measure</i>	<i>Current Year</i>	<i>Prior Year</i>
<i>Cash Provided by Operations</i>	<b>\$ 9,462,015</b>	<b>\$ 13,833,732</b>
<i>Cash Provided by Non-Cap Financing</i>	<b>5,327,537</b>	<b>5,109,385</b>
<i>Cash Used by Cap Financing</i>	<b>(30,644,293)</b>	<b>10,732,345</b>
<i>Cash Provided by Investing Activities</i>	<b>242,863</b>	<b>271,424</b>
<i>Net Increase (Decrease) in Cash</i>	<b>(\$ 15,611,878)</b>	<b>\$ 29,946,886</b>

## COMPARISON:

- Operating cash flow is positive due to increase in operating revenues
- Cash provided from non cap financing are tax levy collections
- Capital Financing funds used for capital improvements.

# FY 2022 STATISTICS

<i><b>Measure</b></i>	<i><b>Current Year</b></i>	<i><b>Prior Year</b></i>	<i><b>Budget</b></i>
<i><b>Operating Margin</b></i>	<i><b>56%</b></i>	<i><b>51%</b></i>	<i><b>48%</b></i>
<i><b>Current Ratio (unrestricted)</b></i>	<i><b>4.0 to 1</b></i>	<i><b>3 to 1</b></i>	<i><b>n/a</b></i>
<i><b>Debt to Net Assets Ratio</b></i>	<i><b>1.09 to 1</b></i>	<i><b>1.023 to 1</b></i>	<i><b>n/a</b></i>

# ACCOUNTS RECEIVABLE AGING

<i><b>Year</b></i>	<i><b>0-30 days</b></i>	<i><b>31-60 days</b></i>	<i><b>61-90 days</b></i>	<i><b>Over 90 days</b></i>
<i><b>February 28, 2022 FY 2022</b></i>	<b>88%</b> <b>\$10,037,051</b>	<b>6%</b> <b>\$721,813</b>	<b>5%</b> <b>\$598,266</b>	<b>1%</b> <b>\$120,403</b>
<i><b>February 28, 2021 FY 2021</b></i>	<b>96%</b> <b>\$8,138,406</b>	<b>3%</b> <b>\$289,928</b>	<b>1%</b> <b>\$121,307</b>	<b>0%</b> <b>\$39,641</b>
<i><b>February 29, 2020 FY 2020</b></i>	<b>99%</b> <b>\$10,745,994</b>	<b>1%</b> <b>\$152,045</b>	<b>0%</b> <b>\$7,296</b>	<b>0%</b> <b>\$31,292</b>



1100 CHERRY ST. • FREEPORT, TX 77541  
(979) 233-2667 • 1 (800) 362-5743 • FAX: (979) 373-0023  
[WWW.PORTFREEPORT.COM](http://WWW.PORTFREEPORT.COM)

## MEMORANDUM

**TO:** Commissioners  
Directors  
Legal Counsel

**FROM:** Jason Hull, P.E.   
Director of Engineering

**DATE:** March 15, 2022

**SUBJECT:** Departmental Report

---

### PROJECTS

- 1. Velasco Terminal, Berth 8** - This project entails construction of Berth 8, which will extend the wharf another 928 feet north of Berth 7. Installation of piling continues, and all of the container wharf pile have been delivered. The channel dredging will be a separate construction project that began on April 8, 2021. Work on the concrete wharf pile caps has begun and will follow behind pile driving moving from the south toward the north. Pile caps and crane beams are being poured continuing from south towards the north. The last piling will be driven in the month of September 2022.



### PORT COMMISSION

JOHN HOSS, CHAIRMAN; RUDY SANTOS, VICE CHAIRMAN; DAN CROFT, SECRETARY; ROB GIESECKE, ASST. SECRETARY;  
RAVI K. SINGHANIA, COMMISSIONER; SHANE PIRTLE, COMMISSIONER; PHYLLIS SAATHOFF, EXECUTIVE DIRECTOR/CEO

2. **FHCIP Reach 2** - This project consists of deepening and improving the Freeport Channel. This is a Civil Works project that was authorized in WRRDA 2014. A contract with Orion Marine Group was signed on October 27<sup>th</sup>. Dredging began on March 1, 2022.
3. **Levee Stabilization and Wave Barrier Relocation** - This project involves relocation of the north wave barrier to allow for a bend easing and stabilization of a levee on the Dow thumb that has a lower than satisfactory factor of safety for global stability. The final wall pile was driven on May 28<sup>th</sup> and the project is now stabilizing the levee as intended. Work to be completed includes replacing the chain-link fencing. A final Corps inspection has been conducted and a VDD inspection has been scheduled.
4. **Operations and Shop Building Improvements** - This project is to make repairs to exterior walls and upgrade the operational effectiveness and efficiencies outside the buildings. This project is closing out now.
5. **East End Properties Demolition 2022** - This project involves removing asbestos from structures in the East End and then demolition of the structures. A PSA with Montrose Environmental for asbestos removal inspection and air quality monitoring services during the demolition was executed and returned. The bid package preparation will now begin.
6. **Docks 1, 2, 3, and 5 Sheet Pile Repair 2022** - This project involves repairing holes and tears in the underwater sheetpile that were noted in the last underwater inspection survey. Bids will be opened March 24, 2022.

**PORT FREEPORT  
OPERATIONS ACTIVITY SUMMARY  
FEBRUARY 2022**

**A. MONTHLY ACTIVITY EXPLANATION**

- \* Total import/export activity for the month of February were better than expected.
- \* LNG experienced ( **15** ) vessels.
- \* Riviana experienced ( **1** ) vessel this month.
- \* Vulcan Material experienced ( **1** ) vessel this month.
- \* Total ( **13** ) RoRo vessels handled.
- \* Tenaris experienced ( **3** ) vessel, ( **4** ) barges and ( **20** ) railcars this month.
- \* Total of ( **10** ) Container vessel calls.
- \* CEMEX transferred product from truck to ( **7** ) rail cars.
- \* Vulcan Materials handled ( **95** ) rail cars this month.
- \* Average vessel activity in 2021 was 44 per month. This month, we handled 45 vessels (15 LNG & 30 Inner Harbor).
- \* *Enterprise/Seaway received (7 ) vessels.*
- \* *There were ( 93 ) Total Vessel arrivals Port wide.*

**B. FISCAL YEAR ACTIVITY EXPLANATION**

- \* Total Tons for this year are better than expected. This is due to the addition of vessel calls by LNG and RoRo vessels.
- \* LNG has handled ( **91** ) vessels for export.
- \* Tenaris has handled ( **11** ) vessel, ( **35** ) barges and ( **207** ) railcars.
- \* Total ( **62** ) RoRo vessels handled.
- \* YTD ( **53** ) Container vessel calls.
- \* CEMEX handled ( **90** ) railcars with **7,370** Tons of Co2.
- \* Vulcan handled ( **570** ) railcars with **58,780** Tons of Limestone and ( **3** ) Vessels.
- \* Total vessels handled this fiscal year is **231** compared to **207** last year ( **91** LNG & **140** Inner Harbor).
- \* *Enterprise Seaway Vessels Year-to-date ( 49 ).*
- \* *Total Port wide Vessels Fiscal Year-to-date ( 510 )*
- \* *Total Vehicles Handled Year-to-date ( 38,613 )*
- \* *Total Containers Handled ( 18,836 )*
- \* *Total Railcars Handled ( 895 )*

### **C. INSIGHT TO ACTIVITY FOR MARCH 2022**

- \* LNG has scheduled (18) vessels.
- \* Riviana Foods has scheduled (1) vessel.
- \* Vulcan Material has scheduled (0) vessel for March.
- \* Expecting to handle (12) RoRo vessels.
- \* Tenaris has (4) vessels and (6) barges planned.
- \* Expecting (9) Container vessels.

### **D. OPERATIONAL MEETINGS AND AGENDAS**

- \* OPTS, Safety Security – Attended the board “Strategic Workshop”
- \* Safety- Al, Jesse and Austin – Continue to monitor and implement safety corrective actions as needed.
- \* Security-Chris Hogan- Chris continues meetings with Local, State, County and Federal Agencies.
- \* OPTS Team – Attended a “Budget Kick Off” meeting
- \* Al – Jesse –Austin- Attended Pilot Board Meeting on March 10<sup>th</sup> appointment of Capt Niday to Branch Pilot.
- \* OPTS Team – Attended a “Budget Kick Off” meeting
- \* Al – Jesse –Austin- Attended Pilot Board Meeting on March 10<sup>th</sup> appointment of Capt Niday to Branch Pilot.
- \* OPTS Dept – Received a new printer/copier and staff attended tutorial on “functions”.
- \* Al – Tricia – Attended “Veterans Career Fair” at the Lake Jackson Civic Center.
- \* Austin – Attended “Texas A&M Career Fair”



# PORT FREEPORT<sup>SM</sup>

1100 CHERRY ST., FREEPORT, TX 77541  
(979) 233-2667 1 (800) 362-5743 FAX: (979) 373-0023

## Interim Financial Report

(unaudited)

For the Period ending:

February 28, 2022

PORT COMMISSION

JOHN HOSS, CHAIRMAN; RUDY SANTOS, VICE CHAIRMAN; DAN CROFT, SECRETARY; ROB GIESECKE, ASST. SECRETARY;

RAVI K. SINGHANIA, COMMISSIONER; SHANE PIRTLE, COMMISSIONER; PHYLLIS SAATHOFF, EXECUTIVE DIRECTOR/CEO

# CONTENTS

	Page No
<b>Section I – Financial Report</b>	
Management Narrative	2
Balance Sheet	7
Statement of Revenues, Expenses and Changes in Fund Net Assets	8
Statement of Cash Flows	9
Notes to Financial Statements	10
<b>Section II – Management Reports</b>	
Operating Expenses by Department	11
Velasco Terminal Statement of Revenues and Expenses	13
Port Improvement Projects Summary	14
<b>Section III – Other Reports</b>	
Check Register Report	15

## Management Narrative

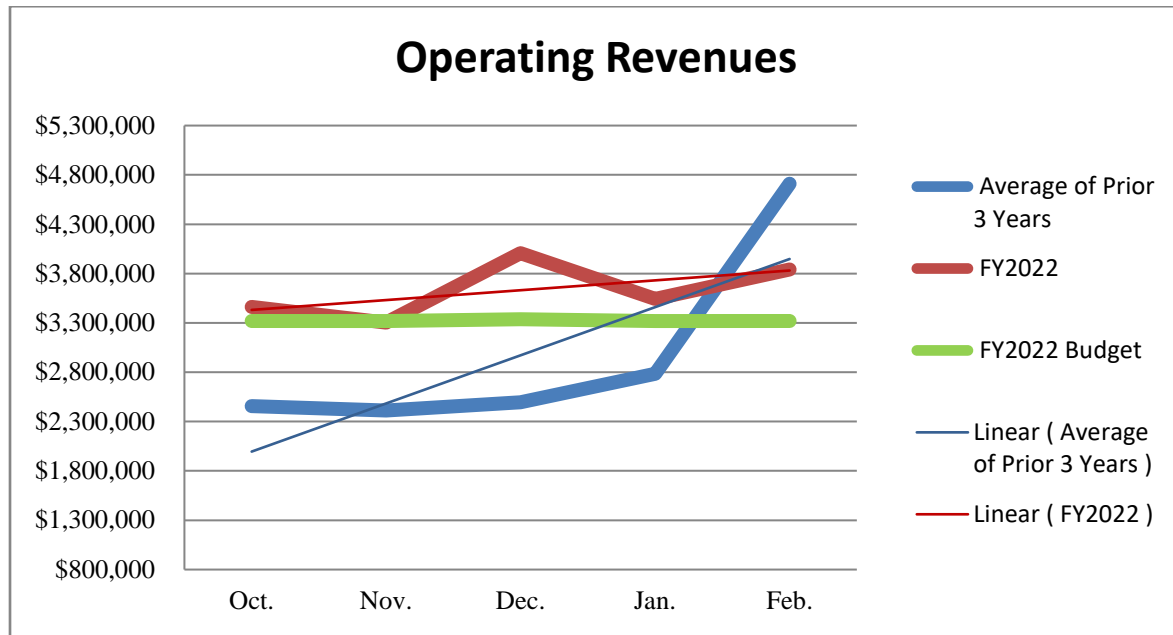
For the first five months of Fiscal Year 2022, the Port continued to remain on a positive financial foundation with operating revenues 9% above planned levels. Further, operating expenses were under planned levels and are below budget by a factor of 9%. These factors combined have contributed to producing an operating profit of \$10,208,959 and an operating margin of 56%, which is above planned performance levels by 29% or \$2,294,496 and is \$2,179,912 or 27% above prior year's results.

The Port's overall position remains strong as evidenced in a current ratio (unrestricted) of 4.0 to 1, which reflects a strong liquidity position, and a debt ratio of 109% which is supported by our strong credit rating. The following table provides additional summary level information.

	Year to Date		Variance	% Var
	Actuals	Budget	Favorable (Unfavorable)	
<b>Statement of Revenues, Expenses and Changes in Net Assets</b>				
Operating revenues	\$ 18,156,061	\$ 16,612,236	\$ 1,543,825	9%
Operating expense	<u>7,947,102</u>	<u>8,697,773</u>	750,671	9%
Operating income (loss)	<u>10,208,959</u>	<u>7,914,463</u>	2,294,496	29%
Operating margin	56.2%	47.6%		
Net non operating revenues (expense)	1,755,513	2,770,258	(1,014,745)	-37%
Capital contributions	109,561	-	109,561	0%
Net extraordinary revenue (expense)	<u>(140,195)</u>	<u>-</u>	(140,195)	0%
Change in net assets	<u>\$ 11,933,838</u>	<u>\$ 10,684,721</u>	\$ 1,249,117	
<b>Balance Sheet</b>				
Cash and cash equivalents	\$ 90,601,129	Current ratio (unrestricted)		
Current unrestricted assets	67,775,976	4.0 to 1		
Total assets	554,514,829			
Current unrestricted liabilities	17,020,903	Debt to Net Assets Ratio		
Total liabilities	297,622,929	109.0%		
Total Net Assets	\$ 256,891,900			

The balance of this narrative provides detailed explanations and supplementary information for the variances when comparing budget to actual for the period ended February 28, 2022.

## OPERATING REVENUES



**Total operating revenues** for the period ending February 28, 2022, are \$18,156,061. This is \$1,543,825 or 9% above planned levels. The following provide more specific explanations for variances in revenue:

**Wharfage** revenue stands at \$6,088,163, which is over budget by \$418,043 or 7%. The following is a brief analysis of wharfage results by cargo category:

	5 Months Budget	Year To Date	Over (Under)	% Over (Under)
Agriculture Products	\$ 55,938	\$ 112,286	\$ 56,348	101%
Bulk Aggregate	91,000	111,468	20,468	22%
Containerized Cargo	583,373	700,898	117,525	20%
General Cargo	4,216,547	4,459,992	243,445	6%
Project Cargo	45,833	66,782	20,949	46%
Ro-Ro Cargo	677,429	636,737	(40,692)	-6%
<b>Total</b>	<b>\$ 5,670,120</b>	<b>\$ 6,088,163</b>	<b>\$ 418,043</b>	

**Dockage** revenue stands at \$3,661,995, consistent with wharfage revenues, which is \$385,285 or 12% above budgeted levels. Year-to-date ship calls are 231 compared to a budget of 225.

**Equipment use fees**, stands at \$613,755, which is over budget \$81,339 or 15% due to crane and equipment usage.

**Security fees**, consistent with wharfage and dockage, stand at \$1,216,632, which is over budget \$129,838 or 12%.

**Facility use fees** are \$852,938. This is over budget by \$373,769 or 78% due to facility usage outside of tenant leased areas.

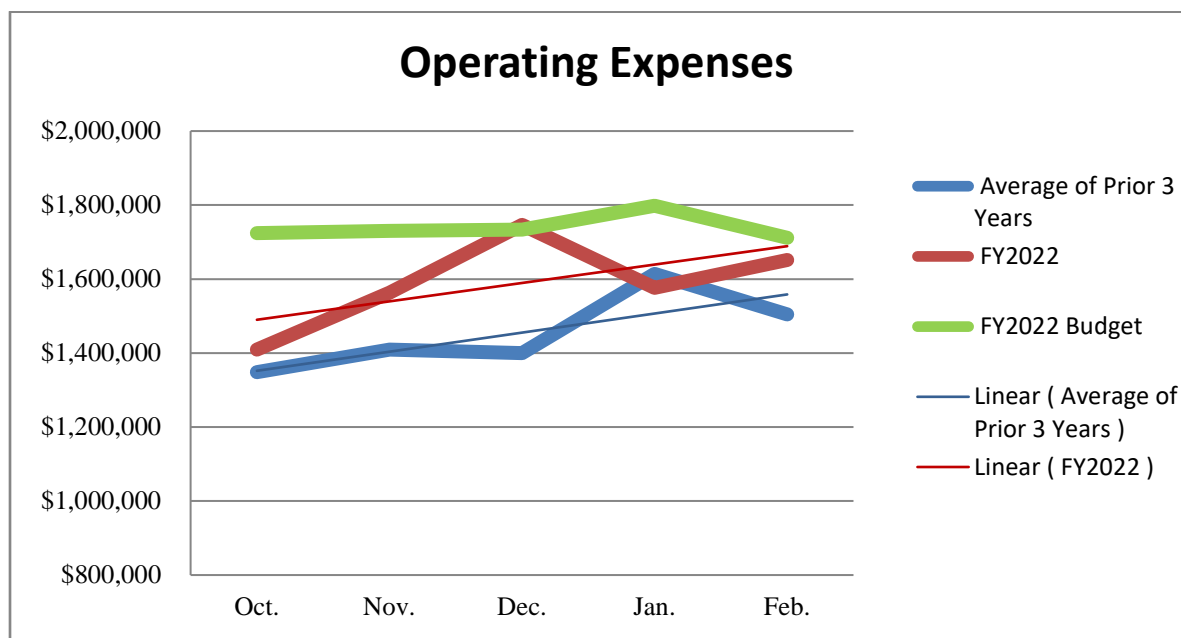
**Other customer service fees** (Port service charges, incidental services, customer re-bills, water, etc.) are \$690,712 which is \$239,036 or 53% above budgeted levels due to customer rebilling.

**Ground leases** stand at \$4,648,356, which is \$67,099 or 1% below budget levels.

**Other leases** are \$363,022, which is \$30,624 or 8% below budget levels.

**Other revenue** is \$20,488, which is \$14,239 above budgeted levels.

#### OPERATING EXPENSES



**Total operating expenses** are \$7,947,102, which is under budget \$750,671 or 9% for the period ended February 28, 2022. Following are more specific explanations for variances in operating expenses:

**Port salaries/wages and benefits** are \$1,799,671. This is \$410,467 or 18% less than budget. Currently, there are two vacancies and three new positions not filled when compared to Fiscal Year 2022 Budget.

**Professional services** are \$895,477, which is under budget \$227,739 or 20% due to timing of services. Security services, at \$710,096 is the majority of this budget item and is 3% below budgeted levels.

**Training, travel & promotional** expenses are \$157,649 which is under budget \$214,160 or 58%. Following is a brief explanation of some sub-categories within this line item:

- Commercial advertising is \$58,848, which is below budgeted levels \$79,078 or 57% due to timing of advertisements.
- Sales/promotional travel costs are \$8,203 which is under budgeted levels by \$16,580 or 67% due to timing of travel.
- Governmental relations costs are \$1,400 which is below budget by \$16,584 or 92% due to timing of government related travel.
- Community events are \$16,860 which is below budgeted levels \$7,097 or 30% due to timing of events.
- Technical training is \$8,140 which is \$41,235 or 84% under budget due to timing or postponement of training.

**Supplies** are \$65,294 which is \$9,213 or 12% below budget.

**Utilities** at \$254,700 are under budget \$78,858 or 24% due to the timing of the receipt of the bill and related customer rebilling.

**Business insurance** is \$602,970, which is \$1,765 or slightly above budgeted levels.

**Other services and charges** at \$345,318 are \$66,412 or 24% above budget due to the purchase of the managed detection response software/subscription which is offset by the grant revenue. In addition, the usage of contract labor to backfill a vacant position was not budgeted.

**Maintenance and repair** expenses at \$549,801 are \$71,907 or 15% above budget. It should be noted that there are some customer damaged property repairs, which is offset by other services and charges revenue for the rebilling to the customer for the damages. Following is a brief explanation of some of the repairs by facility/equipment type:

- Crane trolley cable repairs are \$31,314.
- Repairs to the Emergency Operations Building VRV (HVAC) system was \$20,322.
- Repairs to the transit shed and warehouse sprinkler system were \$20,666.
- Pallet stock and labor to repair pallets is \$30,249.

**Depreciation** expense at \$3,276,222 is \$49,682 or 2% above budget levels due to timing of additions.

**Operating income** is \$10,208,959 compared to a total fiscal year budget of \$18,424,600, shows a positive result for Fiscal Year 2022.

## **NON-OPERATING REVENUES (EXPENSES)**

**Ad Valorum tax collections** are posted utilizing the certified appraised values less the related fees. Adjustments are made throughout the year from the tax office reports to reflect appraisal and tax office adjustments as well as prior year collections and penalty and interest. Year to date values are \$6,368,937 compared to an annual budget of \$6,422,200.

**Investment income** is \$176,234 or 57% above budget due to change in fair market values, increased funds invested, and low interest rates. Investment rates conditions continue to be flat.

**Debt interest and fees** are \$3,892,921, which is \$95,801 or 3% above budgeted levels due to the budget amount being evenly distributed over twelve months.

**Capital Contributions to Others** budget includes \$31,050,000 in contributions to the U.S. Army Corps of Engineers for the Freeport Harbor Channel Improvement Project and \$50,000 in contributions to the Port for cost share of improvements. There has been \$896,737 in expenses/revenue for these projects.

**Grant Revenue** budgeted for the Fiscal Year 2022 is \$375,000. There has been \$109,561 in grant revenue for Fiscal Year 2022. The grant revenue is funded on a reimbursement basis, so the capital contributions are recorded when the expenditures for each project are reported quarterly.

**Extraordinary Item** is emergency recovery efforts from the 2021 Hurricane Nicholas damages. Expenses so far have been \$140,195, which includes roof/gutter repairs to transit shed #1. Supplies for repairs have been challenging to obtain by contractors to repair the damages.

**PORT FREEPORT  
BALANCE SHEET**

	<u>2/28/2022</u>	<u>9/30/2021</u>
<b>ASSETS</b>		
<b>CURRENT ASSETS:</b>		
CASH AND CASH EQUIVALENTS	\$ 49,720,462	\$ 57,580,744
INVESTMENTS	3,996,804	0
RECEIVABLES (net of allowance for uncollectibles):		
TRADE ACCOUNTS	11,434,818	5,042,395
PROPERTY TAXES	586,370	62,864
OTHER	678	40,032
OTHER GOVERNMENTS	641,051	652,143
ACCRUED INTEREST	1,471	0
PREPAIDS	397,068	928,156
INVENTORY	997,254	970,061
<b>TOTAL UNRESTRICTED CURRENT ASSETS</b>	<b>\$ 67,775,976</b>	<b>\$ 65,276,395</b>
<b>RESTRICTED ASSETS:</b>		
CASH AND CASH EQUIVALENTS	40,880,667	53,113,244
INVESTMENTS	45,230,898	44,746,721
RECEIVABLES (net of allowance for uncollectibles):		
PROPERTY TAXES	403,694	25,995
OTHER	-	501
ACCRUED INTEREST	164,619	232,719
BOND DISCOUNTS AND ISSUANCE COSTS	6,604	7,767
<b>TOTAL RESTRICTED ASSETS</b>	<b>86,686,482</b>	<b>98,126,947</b>
<b>TOTAL CURRENT ASSETS</b>	<b>154,462,458</b>	<b>163,403,342</b>
<b>PROPERTY, PLANT, AND EQUIPMENT:</b>		
PROPERTY, PORT, AND FACILITIES	493,308,251	468,198,940
LESS ACCUMULATED DEPRECIATION	(93,255,880)	(90,003,084)
PROPERTY, PLANT, AND EQUIPMENT NET	400,052,371	378,195,856
<b>TOTAL ASSETS</b>	<b>\$ 554,514,829</b>	<b>\$ 541,599,198</b>
<b>LIABILITIES</b>		
<b>CURRENT LIABILITIES:</b>		
ACCOUNTS PAYABLE	\$ 10,820,333	\$ 9,357,196
EQUIPMENT LEASE PAYABLE	1,489,502	1,489,502
ACCRUED COMPENSATED ABSENCES	195,296	333,519
UNEARNED LEASE INCOME	4,515,772	4,015,079
<b>TOTAL CURRENT LIABILITIES</b>	<b>\$ 17,020,903</b>	<b>\$ 15,195,296</b>
<b>LIABILITIES PAYABLE FROM RESTRICTED ASSETS:</b>		
ACCRUED BOND INTEREST PAYABLE	2,172,931	2,695,658
BONDS PAYABLE	5,630,000	5,630,000
<b>TOTAL CURRENT LIABILITIES FROM RESTRICTED ASSETS</b>	<b>7,802,931</b>	<b>8,325,658</b>
<b>NON-CURRENT LIABILITIES</b>		
EQUIPMENT LEASE PAYABLE	3,082,840	3,082,840
BONDS PAYABLE	248,035,000	248,035,000
BOND PREMIUMS	21,681,255	22,002,242
<b>TOTAL NON-CURRENT LIABILITIES</b>	<b>272,799,095</b>	<b>273,120,082</b>
<b>TOTAL LIABILITIES</b>	<b>\$ 297,622,929</b>	<b>\$ 296,641,036</b>
<b>NET ASSETS</b>		
NET INVESTMENT IN CAPITAL ASSETS	\$ 173,290,731	\$ 169,104,874
RESTRICTED-DEBT SERVICE	17,218,469	13,774,096
RESTRICTED-CAPITAL PROJECTS (Corps)	12,674	12,799
RESERVE FOR CAPITAL IMPROVEMENTS	14,125,451	10,495,791
UNRESTRICTED	52,244,575	51,570,602
<b>TOTAL NET ASSETS</b>	<b>\$ 256,891,900</b>	<b>\$ 244,958,162</b>

**PORT FREEPORT**  
**STATEMENT OF REVENUES, EXPENSES, AND CHANGES IN FUND NET ASSETS**  
**February 28, 2022**

	YEAR		PRIOR YEAR	% OVER	5	% OVER	TOTAL
	TO DATE		TO DATE	(UNDER)	MONTHS	(UNDER)	2021/2022
					BUDGET		BUDGET
<b>OPERATING REVENUES:</b>							
Wharfage	\$ 6,088,163	\$	5,157,860	18%	\$ 5,670,120	7%	\$ 13,608,300
Dockage & deep water berth	3,661,995		2,818,508	30%	3,276,710	12%	7,864,100
Equipment & pallet use fees	613,755		455,822	35%	532,416	15%	1,277,800
Facility use fees	852,938		433,633	97%	479,169	78%	1,150,000
Security Fees	1,216,632		944,220	29%	1,086,794	12%	2,608,300
Other Customer Service Fees	690,712		409,703	69%	451,676	53%	1,072,100
Ground leases	4,648,356		5,108,282	-9%	4,715,455	-1%	11,300,600
Other leases	363,022		360,106	1%	393,646	-8%	944,700
Other revenue	20,488		2,294	793%	6,250	228%	25,000
<b>Total Operating Revenues</b>	<b>18,156,061</b>		<b>15,690,428</b>	<b>16%</b>	<b>16,612,236</b>	<b>9%</b>	<b>39,850,900</b>
<b>OPERATING EXPENSES:</b>							
Port salaries/wages	1,294,694		1,319,424	-2%	1,639,962	-21%	3,993,600
Port employee benefits	504,977		541,851	-7%	570,176	-11%	1,648,300
Professional services	895,477		846,638	6%	1,123,216	-20%	2,722,000
Training, travel, and promotional	157,649		79,674	98%	371,809	-58%	802,900
Supplies	65,294		50,321	30%	74,507	-12%	156,700
Utilities	254,700		277,468	-8%	333,558	-24%	800,500
Business Insurance	602,970		557,296	8%	601,205	0%	1,557,500
Other services & charges	345,318		218,442	58%	278,906	24%	723,800
Maintenance & repair	549,801		330,768	66%	477,894	15%	927,300
Depreciation	3,276,222		3,439,499	-5%	3,226,540	2%	8,093,700
<b>Total Operating Expenses</b>	<b>7,947,102</b>		<b>7,661,381</b>	<b>4%</b>	<b>8,697,773</b>	<b>-9%</b>	<b>21,426,300</b>
<b>OPERATING INCOME (LOSS)</b>	<b>10,208,959</b>		<b>8,029,047</b>	<b>27%</b>	<b>7,914,463</b>	<b>29%</b>	<b>18,424,600</b>
<b>NON-OPERATING REVENUES (EXPENSES)</b>							
Ad Valorem tax collections	6,368,937		6,147,693	4%	6,454,878	-1%	6,422,200
Investment Income	176,234		71,916	145%	112,500	57%	200,000
Gain (loss) on sale of assets	-		460,196	-100%	-	0%	-
Debt interest and fees	(3,892,921)		(3,400,783)	14%	(3,797,120)	3%	(9,564,200)
<b>CAPITAL CONTRIBUTIONS (TO) FROM OTHERS:</b>							
Freeport Harbor Improvement Project	(896,737)		(3,853,571)	-77%	-	0%	(31,050,000)
Levee Stabilization - Reach 2	-		(2,314,464)	-100%	-	0%	-
Contributed Capital-Other	-		-	0%	-	0%	50,000
<b>Total Non-Operating Revenue (Expenses)</b>	<b>1,755,513</b>		<b>(2,889,013)</b>	<b>-161%</b>	<b>2,770,258</b>	<b>-37%</b>	<b>(33,942,000)</b>
<b>INCOME (LOSS) BEFORE CONTRIBUTIONS AND EXTRAORDINARY EXPENSE</b>	<b>11,964,472</b>		<b>5,140,034</b>	<b>133%</b>	<b>10,684,721</b>	<b>12%</b>	<b>(15,517,400)</b>
<b>CAPITAL CONTRIBUTIONS:</b>							
<b>Grants:</b>							
Grants Port-Freeport	109,561		-	0%	-	0%	375,000
<b>Total Capital Contributions-Grants</b>	<b>109,561</b>		<b>-</b>	<b>0%</b>	<b>-</b>	<b>0%</b>	<b>375,000</b>
<b>EXTRAORDINARY ITEM</b>							
Emergency Recovery Efforts - Hurricane	(140,195)		-	0%	-	0%	-
<b>Net Extraordinary Income (Expense)</b>	<b>(140,195)</b>		<b>-</b>	<b>0%</b>	<b>-</b>	<b>0%</b>	<b>-</b>
<b>CHANGE IN NET POSITION</b>	<b>\$ 11,933,838</b>	<b>\$</b>	<b>5,140,034</b>	<b>132%</b>	<b>\$ 10,684,721</b>	<b>12%</b>	<b>\$ (15,142,400)</b>

# STATEMENT OF CASH FLOWS

February 28, 2022

	YEAR TO DATE	PRIOR YEAR TO DATE
<b>Cash Flows from Operating Activities:</b>		
Operating Income (Loss)	\$ 10,208,959	\$ 8,029,047
Adjustments to Reconcile Operating Income (Loss) to Net Cash Flows from Operating Activities:		
Depreciation	3,276,222	3,439,499
Dredge Material Placement Fees	-	-
Change in Assets and Liabilities:		
Trade receivables	(6,392,523)	(5,433,943)
Other receivables	39,354	2,189
Inventories	(27,193)	92,036
Prepaid and Other	531,589	457,048
Accounts payable	1,463,137	7,131,722
Deferred lease income	500,693	249,105
Accrued compensated absences	<u>(138,223)</u>	<u>(132,971)</u>
<b>Total Cash Provided from (Used for) Operating Activities</b>	<b><u>9,462,015</u></b>	<b><u>13,833,732</u></b>
<b>Cash Flows from Non-capital Financing Activities:</b>		
Property tax receipts	5,514,968	5,154,832
Property tax collection expense	(47,236)	(45,447)
Emergency Recovery Efforts - Hurricane Related	<u>(140,195)</u>	<u>-</u>
<b>Total Cash Provided from (Used for) Non-capital Financing Activities</b>	<b><u>5,327,537</u></b>	<b><u>5,109,385</u></b>
<b>Cash Flows from Capital Financing Activities:</b>		
Principal payments under debt obligations	-	-
Interest and fees paid under debt obligations	(4,735,472)	(1,953,604)
Proceeds from sale of long-term debt obligations	-	37,135,000
Land, capital improvement, and equipment purchases	(25,132,737)	(18,880,585)
Other capital acquisition (costs) or recoveries, extraordinary	-	-
Capital contributions	(896,737)	(6,168,035)
Gants received	120,653	139,373
Proceeds from sale/disposal of capital assets	<u>-</u>	<u>460,196</u>
<b>Total Cash Provided from (Used for) Capital Financing Activities</b>	<b><u>(30,644,293)</u></b>	<b><u>10,732,345</u></b>
<b>Cash Flows from Investing Activities:</b>		
Investment earnings	505,727	359,648
Change in FMV of marketable investment securities	<u>(262,864)</u>	<u>(88,224)</u>
<b>Total Cash Provided from (Used for) Investing Activities</b>	<b><u>242,863</u></b>	<b><u>271,424</u></b>
<b>Net Increase(Decrease) in Cash and Cash Equivalents</b>	<b>(15,611,878)</b>	<b>29,946,886</b>
<b>Cash and Cash Equivalents at Beginning of Period</b>	<b><u>155,440,709</u></b>	<b><u>147,510,153</u></b>
<b>Cash and Cash Equivalents at End of Period</b>	<b><u>\$ 139,828,831</u></b>	<b><u>\$ 177,457,039</u></b>

## NOTES TO FINANCIAL STATEMENTS

### **Note 1 - Accounts Receivable Aging**

0 - 30 days	\$	10,037,051	88%
31 - 60 days		721,813	6%
61 - 90 days		598,266	5%
Over 90 days		120,403	1%
Allowance for uncollectibles		(42,715)	0%
<b>Net Trade A/R</b>	<b>\$</b>	<b>11,434,818</b>	

### **Note 2 - Accounts Payable Information**

Retainage Withheld	\$	6,417,189
Corps of Engineers*		620,518
Employee Payroll Related		12,374
Accounts Payable		3,770,252
<b>Total A/P</b>	<b>\$</b>	<b>10,820,333</b>

45' Project - \$620,518

### **Note 3 - Debt Service Information**

	Original Amount of Issue	Principal Paid	Issue Outstanding
General Obligation Bonds, Series 2019	\$ 31,795,000	\$ 440,000	\$ 31,355,000
General Obligation Bonds, Series 2021	37,135,000	-	37,135,000
Senior Lien Revenue Refunding Bonds, Series 2013A	33,065,000	15,775,000	17,290,000
Senior Lien Revenue and Refunding Bonds, Series 2015A	39,635,000	4,695,000	34,940,000
Senior Lien Revenue and Refunding Bonds, Series 2018	32,865,000	1,595,000	31,270,000
Senior Lien Revenue and Refunding Bonds, Series 2019A	45,200,000	1,745,000	43,455,000
Senior Lien Revenue and Refunding Bonds, Series 2019B	29,480,000	1,145,000	28,335,000
Senior Lien Revenue and Refunding Bonds, Series 2021	29,885,000	-	29,885,000
2014 Equipment Lease Payable	14,100,000	9,527,658	4,572,342
<b>Total Bonds</b>	<b>\$ 293,160,000</b>	<b>\$ 34,922,658</b>	<b>\$ 258,237,342</b>

Less Current Portion of Long-Term Debt Payable	\$	7,119,502
Long-term Debt Payable	\$	251,117,840

### **Note 4 - Net Asset Information**

A Special Reserve for Capital Improvements was created on Oct 22, 2015. A commitment was made to fund this reserve with an amount equal to the total maintenance and operations portion of the Port's tax rate.

Fiscal Year 2016 Amount Funded	\$	3,423,398
Fiscal Year 2017 Amount Funded	\$	3,570,000
Fiscal Year 2018 Amount Funded	\$	3,887,346
Fiscal Year 2019 Amount Funded	\$	4,269,552
Fiscal Year 2020 Amount Funded	\$	4,120,672
Fiscal Year 2021 Amount Funded	\$	3,981,963
Fiscal Year 2022 Amount Funded	\$	3,627,381

**PORT FREEPORT**  
**OPERATING EXPENSES BY DEPARTMENT**  
**February 28, 2022**

	YEAR	PRIOR YEAR	PRIOR YEAR	5	BUDGET	TOTAL
	TO-DATE	TO-DATE	% OVER (UNDER)	MONTHS BUDGET	% OVER (UNDER)	2022 BUDGET
<b>COMMISSIONERS</b>						
<b>OPERATING EXPENSES:</b>						
Port salaries/wages	\$ 24,000	\$ 24,000	0%	\$ 25,206	0%	\$ 60,500
Port employee benefits	31,843	39,630	-20%	34,582	0%	86,074
Professional services		\$ 10,000	-100%	-	0%	-
Training, travel & promotional	9,663	5,972	62%	32,092	-70%	72,500
Supplies	84	162	-48%	206	-59%	500
Utilities	3,106	3,106	0%	3,355	-7%	8,050
<b>Total Operating Expenses</b>	<b>\$ 68,696</b>	<b>\$ 82,870</b>	<b>-17%</b>	<b>\$ 95,441</b>	<b>-28%</b>	<b>\$ 227,624</b>

**ADMINISTRATION & FOREIGN TRADE ZONE**

<b>OPERATING EXPENSES:</b>						
Port salaries/wages	\$ 425,876	\$ 435,449	-2%	\$ 576,169	-26%	\$ 1,393,300
Port employee benefits	137,449	144,372	-5%	172,916	-21%	507,539
Professional services	167,706	155,696	8%	345,194	-51%	856,750
Training, travel & promotional	36,631	26,456	38%	76,667	-52%	180,800
Supplies	11,186	9,969	12%	15,117	-26%	31,550
Utilities	22,296	18,514	20%	28,462	-22%	68,300
Business Insurance	602,970	557,296	8%	601,205	0%	1,557,500
Other services & charges	296,572	129,218	130%	201,009	48%	484,700
Maintenance & repair	45,143	39,686	14%	229,110	-80%	339,150
Depreciation	3,276,222	3,439,499	-5%	3,226,540	2%	8,093,700
<b>Total Operating Expenses</b>	<b>\$ 5,022,051</b>	<b>\$ 4,956,155</b>	<b>1%</b>	<b>\$ 5,472,389</b>	<b>-8%</b>	<b>\$ 13,513,289</b>

**ENGINEERING**

<b>OPERATING EXPENSES:</b>						
Port salaries/wages	\$ 151,496	\$ 149,490	1%	\$ 178,331	-15%	\$ 428,000
Port employee benefits	57,574	57,893	-1%	58,582	-2%	168,314
Professional services	9,769	7,050	39%	41,669	-77%	100,000
Training, travel & promotional	3,540	3,300	7%	12,112	-71%	28,800
Supplies	1,033	980	5%	2,479	-58%	5,950
Utilities	2,727	2,463	11%	2,960	-8%	7,100
Other services & charges	40	40	0%	1,085	-96%	2,600
Maintenance & repair	149	-	0%	210	-29%	500
<b>Total Operating Expenses</b>	<b>\$ 226,328</b>	<b>\$ 221,216</b>	<b>2%</b>	<b>\$ 297,428</b>	<b>-24%</b>	<b>\$ 741,264</b>

**OPERATIONS**

<b>OPERATING EXPENSES:</b>						
Port salaries/wages	\$ 513,435	\$ 538,716	-5%	\$ 632,604	-19%	\$ 1,539,209
Port employee benefits	210,168	228,001	-8%	226,617	-7%	652,675
Professional services	7,625	-	0%	2,500	205%	4,000
Training, travel & promotional	6,999	3,575	96%	13,941	-50%	31,000
Supplies	33,557	22,220	51%	31,225	7%	68,450
Utilities	210,531	238,579	-12%	271,837	-23%	652,400
Other services & charges	26,847	44,383	-40%	50,958	-47%	174,450
Maintenance & repair	457,674	265,157	73%	222,844	105%	526,650
<b>Total Operating Expenses</b>	<b>\$ 1,466,836</b>	<b>\$ 1,340,631</b>	<b>9%</b>	<b>\$ 1,452,526</b>	<b>1%</b>	<b>\$ 3,648,834</b>

**PORT FREEPORT**  
**OPERATING EXPENSES BY DEPARTMENT**  
**February 28, 2022**

	YEAR	PRIOR YEAR	PRIOR YEAR	5	BUDGET	TOTAL
	TO-DATE	TO-DATE	% OVER (UNDER)	MONTHS BUDGET	% OVER (UNDER)	2022 BUDGET
<b><u>BUSINESS DEVELOPMENT</u></b>						
<b>OPERATING EXPENSES:</b>						
Port salaries/wages	\$ 135,122	\$ 127,998	6%	\$ 171,073	-21%	\$ 436,800
Port employee benefits	52,155	53,912	-3%	60,205	-13%	183,568
Professional services	281	-	0%	-	0%	-
Training, travel & promotional	100,546	40,214	150%	231,440	-57%	476,900
Supplies	1,015	1,113	-9%	1,809	-44%	4,350
Utilities	2,871	2,435	18%	3,440	-17%	8,250
Other services & charges	5,319	31,114	-83%	9,377	-43%	22,500
Maintenance & repair	-	-	0%	-	0%	-
<b>Total Operating Expenses</b>	<b>\$ 297,309</b>	<b>\$ 256,786</b>	<b>16%</b>	<b>\$ 477,344</b>	<b>-38%</b>	<b>\$ 1,132,368</b>

**PROTECTIVE SERVICES**

<b>OPERATING EXPENSES:</b>						
Port salaries/wages	\$ 44,765	\$ 43,771	2%	\$ 56,579	-21%	\$ 135,791
Port employee benefits	15,788	18,043	-12%	17,274	-9%	50,130
Professional services	710,096	673,892	5%	733,853	-3%	1,761,250
Training, travel & promotional	270	157	72%	5,557	-95%	12,900
Supplies	18,419	15,877	16%	23,671	-22%	45,900
Utilities	13,169	12,371	6%	23,504	-44%	56,400
Other services & charges	16,540	13,687	21%	16,477	0%	39,550
Maintenance & repair	46,835	25,925	81%	25,730	82%	61,000
<b>Total Operating Expenses</b>	<b>\$ 865,882</b>	<b>\$ 803,723</b>	<b>8%</b>	<b>\$ 902,645</b>	<b>-4%</b>	<b>\$ 2,162,921</b>

**CONSOLIDATED - TOTAL**

<b>OPERATING EXPENSES:</b>						
Port salaries/wages	\$ 1,294,694	1,319,424	-2%	\$ 1,639,962	-21%	\$ 3,993,600
Port employee benefits	504,977	541,851	-7%	570,176	-11%	1,648,300
Professional services	895,477	846,638	6%	1,123,216	-20%	2,722,000
Training, travel & promotional	157,649	79,674	98%	371,809	-58%	802,900
Supplies	65,294	50,321	30%	74,507	-12%	156,700
Utilities	254,700	277,468	-8%	333,558	-24%	800,500
Business Insurance	602,970	557,296	8%	601,205	0%	1,557,500
Other services & charges	345,318	218,442	58%	278,906	24%	723,800
Maintenance & repair	549,801	330,768	66%	477,894	15%	927,300
Depreciation	3,276,222	3,439,499	-5%	3,226,540	2%	8,093,700
<b>Total Operating Expenses</b>	<b>\$ 7,947,102</b>	<b>\$ 7,661,381</b>	<b>4%</b>	<b>\$ 8,697,773</b>	<b>-9%</b>	<b>\$ 21,426,300</b>

# **PORT FREEPORT - VELASCO TERMINAL ONLY**

## **STATEMENT OF REVENUES AND EXPENSES**

**February 28, 2022**

	YEAR		PRIOR YEAR	% OVER	5	% OVER	TOTAL
	TO DATE		TO DATE	(UNDER)	MONTHS	(UNDER)	2022
					BUDGET		BUDGET
<b>OPERATING REVENUES:</b>							
Wharfage	\$ 744,646	\$	541,689	37%	\$ 699,370	6%	\$ 1,678,494
Dockage & deep water berth	350,797		257,583	36%	369,435	-5%	886,642
Equipment & pallet use fees	529,544		425,726	24%	512,260	3%	1,229,420
Facility use fees	320,444		56,994	462%	28,294	1033%	67,900
Security Fees	103,589		79,981	30%	109,999	-6%	263,992
Other Customer Service Fees	155,722		156,016	0%	-	0%	-
Ground leases	154,568		106,686	45%	194,735	-21%	450,874
<b>Total Operating Revenues</b>	<b>2,359,310</b>		<b>1,624,675</b>	<b>45%</b>	<b>1,914,093</b>	<b>23%</b>	<b>4,577,322</b>
<b>OPERATING EXPENSES:</b>							
Port salaries/wages	89,876		112,266	-20%	117,060	-23%	280,937
Port employee benefits	27,031		41,815	-35%	40,769	-34%	122,809
Training, travel, and promotional	-		-	0%	522	-100%	1,250
Utilities	41,898		33,075	27%	65,190	-36%	156,450
Business Insurance	133,276		137,021	-3%	133,275	0%	344,907
Maintenance & repair	298,551		151,337	97%	66,071	352%	158,550
Depreciation	1,189,193		1,195,840	-1%	1,488,125	-20%	3,571,500
<b>Total Operating Expenses</b>	<b>1,779,825</b>		<b>1,671,354</b>	<b>6%</b>	<b>1,911,012</b>	<b>-7%</b>	<b>4,636,403</b>
<b>OPERATING INCOME (LOSS)</b>	<b>579,485</b>		<b>(46,679)</b>	<b>-1341%</b>	<b>3,081</b>	<b>18708%</b>	<b>(59,081)</b>
<b>NON-OPERATING REVENUES (EXPENSES)</b>							
Debt interest and fees	(830,221)		(272,750)	204%	(1,381,955)	-40%	(3,317,856)
<b>Total Non-Operating Revenue (Expenses)</b>	<b>(830,221)</b>		<b>(272,750)</b>	<b>204%</b>	<b>(1,381,955)</b>	<b>-40%</b>	<b>(3,317,856)</b>
<b>CHANGE IN NET POSITION</b>	<b>\$ (250,736)</b>	<b>\$</b>	<b>(319,429)</b>	<b>-22%</b>	<b>\$ (1,378,874)</b>	<b>-82%</b>	<b>\$ (3,376,937)</b>

**PORT FREEPORT**  
Port Improvement Projects Summary  
February 28, 2022

Project	Contract Award	Change Orders	Total Contract	Current Year Budget	Incurred to Date FY 2022	CIP Prior Years	Incurred to Date Total	Balance to Finish
<b>Velasco Term Phase II - Berth 8</b>	<b>133,856,037.88</b>	<b>(13,283,496.98)</b>	<b>120,572,540.90</b>	<b>49,084,100.00</b>	<b>8,398,027.63</b>	<b>82,857,443.53</b>	<b>91,255,471.16</b>	<b>29,317,069.74</b>
EDSA	4,144,063.24	589,830.00	4,733,893.24		179,589.96	3,835,598.28	4,015,188.24	718,705.00
Construction	129,677,607.30	(13,873,326.98)	115,804,280.32		8,218,437.67	78,987,477.91	87,205,915.58	28,598,364.74
Other not in contract	34,367.34	0.00	34,367.34		0.00	34,367.34	34,367.34	0.00
<b>RORO Ramp - Berth 8</b>	<b>24,921,340.40</b>	<b>392,100.00</b>	<b>25,313,440.40</b>	<b>0.00</b>	<b>11,503,349.88</b>	<b>748,327.65</b>	<b>12,251,677.53</b>	<b>13,061,762.87</b>
EDSA	46,652.40	392,100.00	438,752.40		8,887.55	222,091.65	230,979.20	207,773.20
Construction	24,874,688.00	0.00	24,874,688.00		11,494,462.33	526,236.00	12,020,698.33	12,853,989.67
Other not in contract	0.00	0.00	0.00		0.00	0.00	0.00	0.00
<b>VT- North Gate Entrance</b>	<b>0.00</b>	<b>0.00</b>	<b>0.00</b>	<b>400,000.00</b>	<b>0.00</b>	<b>0.00</b>	<b>0.00</b>	<b>0.00</b>
EDSA	0.00	0.00	0.00		0.00	0.00	0.00	0.00
Construction	0.00	0.00	0.00		0.00	0.00	0.00	0.00
Other not in contract	0.00	0.00	0.00		0.00	0.00	0.00	0.00
<b>Land &amp; Improvements</b>	<b>4,512,219.33</b>	<b>0.00</b>	<b>4,512,219.33</b>	<b>750,000.00</b>	<b>297,648.71</b>	<b>4,214,570.62</b>	<b>4,512,219.33</b>	<b>0.00</b>
EDSA	0.00	0.00	0.00		0.00	0.00	0.00	0.00
Construction	0.00	0.00	0.00		0.00	0.00	0.00	0.00
Other not in contract	4,512,219.33	0.00	4,512,219.33		297,648.71	4,214,570.62	4,512,219.33	0.00
<b>Parcel 14 Rail Development Phase II</b>	<b>0.00</b>	<b>0.00</b>	<b>0.00</b>	<b>250,000.00</b>	<b>0.00</b>	<b>0.00</b>	<b>0.00</b>	<b>0.00</b>
EDSA	0.00	0.00	0.00		0.00	0.00	0.00	0.00
Construction	0.00	0.00	0.00		0.00	0.00	0.00	0.00
Other not in contract	0.00	0.00	0.00		0.00	0.00	0.00	0.00
<b>Transit Shed Modifications</b>	<b>248,216.43</b>	<b>0.00</b>	<b>248,216.43</b>	<b>1,500,000.00</b>	<b>0.00</b>	<b>213,097.98</b>	<b>213,097.98</b>	<b>35,118.45</b>
EDSA	248,000.00	0.00	248,000.00		0.00	212,881.55	212,881.55	35,118.45
Construction	0.00	0.00	0.00		0.00	0.00	0.00	0.00
Other not in contract	216.43	0.00	216.43		0.00	216.43	216.43	0.00
<b>M &amp; R - Joint Repairs</b>	<b>0.00</b>	<b>0.00</b>	<b>0.00</b>	<b>20,000.00</b>	<b>0.00</b>	<b>0.00</b>	<b>0.00</b>	<b>0.00</b>
EDSA	0.00	0.00	0.00		0.00	0.00	0.00	0.00
Construction	0.00	0.00	0.00		0.00	0.00	0.00	0.00
Other not in contract	0.00	0.00	0.00		0.00	0.00	0.00	0.00
<b>M &amp; R - Railroad Track Renovations</b>	<b>0.00</b>	<b>0.00</b>	<b>0.00</b>	<b>25,000.00</b>	<b>0.00</b>	<b>0.00</b>	<b>0.00</b>	<b>0.00</b>
EDSA	0.00	0.00	0.00		0.00	0.00	0.00	0.00
Construction	0.00	0.00	0.00		0.00	0.00	0.00	0.00
Other not in contract	0.00	0.00	0.00		0.00	0.00	0.00	0.00
<b>M &amp; R - Roads</b>	<b>0.00</b>	<b>0.00</b>	<b>0.00</b>	<b>200,000.00</b>	<b>0.00</b>	<b>0.00</b>	<b>0.00</b>	<b>0.00</b>
EDSA	0.00	0.00	0.00		0.00	0.00	0.00	0.00
Construction	0.00	0.00	0.00		0.00	0.00	0.00	0.00
Other not in contract	0.00	0.00	0.00		0.00	0.00	0.00	0.00
<b>Operations Building Upgrade</b>	<b>76,821.12</b>	<b>0.00</b>	<b>76,820.93</b>	<b>0.00</b>	<b>0.00</b>	<b>4,337.69</b>	<b>4,337.69</b>	<b>72,483.24</b>
EDSA	8,000.00	0.00	8,000.00		0.00	2,250.00	2,250.00	5,750.00
Construction	68,820.93	0.00	68,820.93		0.00	2,087.69	2,087.69	66,733.24
Other not in contract	0.19	0.00	0.00		0.00	0.00	0.00	0.00
<b>Maintenance Shop Repairs</b>	<b>74,820.93</b>	<b>0.00</b>	<b>74,820.93</b>	<b>0.00</b>	<b>2,087.69</b>	<b>3,045.00</b>	<b>5,132.69</b>	<b>69,688.24</b>
EDSA	8,087.69	0.00	8,087.69		2,087.69	3,045.00	5,132.69	2,955.00
Construction	66,733.24	0.00	66,733.24		0.00	0.00	0.00	66,733.24
Other not in contract	0.00	0.00	0.00		0.00	0.00	0.00	0.00
<b>Dole Office Bldg Repairs</b>	<b>0.00</b>	<b>0.00</b>	<b>0.00</b>	<b>100,000.00</b>	<b>0.00</b>	<b>0.00</b>	<b>0.00</b>	<b>0.00</b>
EDSA	0.00	0.00	0.00		0.00	0.00	0.00	0.00
Construction	0.00	0.00	0.00		0.00	0.00	0.00	0.00
Other not in contract	0.00	0.00	0.00		0.00	0.00	0.00	0.00
<b>Gate 8 Renovations</b>	<b>0.00</b>	<b>0.00</b>	<b>0.00</b>	<b>170,000.00</b>	<b>0.00</b>	<b>0.00</b>	<b>0.00</b>	<b>0.00</b>
EDSA	0.00	0.00	0.00		0.00	0.00	0.00	0.00
Construction	0.00	0.00	0.00		0.00	0.00	0.00	0.00
Other not in contract	0.00	0.00	0.00		0.00	0.00	0.00	0.00
<b>VT Backlands Area IV</b>	<b>528,394.21</b>	<b>0.00</b>	<b>528,394.21</b>	<b>2,000,000.00</b>	<b>597.78</b>	<b>92,961.92</b>	<b>93,559.70</b>	<b>434,834.51</b>
EDSA	528,388.18	0.00	528,388.18		597.78	92,955.89	93,553.67	434,834.51
Construction	0.00	0.00	0.00		0.00	0.00	0.00	0.00
Other not in contract	6.03	0.00	6.03		0.00	6.03	6.03	0.00
<b>Inner Harbor Berth Repairs</b>	<b>59,800.00</b>	<b>0.00</b>	<b>59,800.00</b>	<b>400,000.00</b>	<b>0.00</b>	<b>59,800.00</b>	<b>59,800.00</b>	<b>0.00</b>
EDSA	0.00	0.00	0.00		0.00	0.00	0.00	0.00
Construction	0.00	0.00	0.00		0.00	0.00	0.00	0.00
Other not in contract	59,800.00	0.00	59,800.00		0.00	59,800.00	59,800.00	0.00
<b>Levee Stabilization Reach 2</b>	<b>30,996,657.18</b>	<b>0.00</b>	<b>30,996,657.18</b>	<b>0.00</b>	<b>4,701,720.60</b>	<b>26,285,189.98</b>	<b>30,986,910.58</b>	<b>9,746.60</b>
EDSA	1,911,657.18	0.00	1,911,657.18		9,646.60	1,892,263.98	1,901,910.58	9,746.60
Construction	29,085,000.00	0.00	29,085,000.00		4,692,074.00	24,392,926.00	29,085,000.00	0.00
Other not in contract	0.00	0.00	0.00		0.00	0.00	0.00	0.00
<b>Total</b>				<b>\$ 54,899,100.00</b>	<b>\$ 24,903,432.29</b>	<b>\$ 114,478,774.37</b>	<b>\$ 139,382,206.66</b>	<b>\$ 43,000,703.65</b>

Period: 02/01/22..02/28/22  
Port Freeport

Page 1

FREEPORT\MARY

Check Ledger Entry:

Check No.	Check Date	Vendor No.	Vendor Name	Check Amount	
Invoice No.	PO No.	GL Account Name	Line Description		Line Amount
89703	02/02/22	V00184	Dianna Kile	1,320.00	
122671		120377	Contract Labor Expense		880.00
122672		120376	Contract Labor Expense		440.00
				Line Amount Total	1,320.00
89704	02/03/22	V00611	McCarthy Building Companies, Inc.	835,599.00	
122682		115127	Levee Stabilization - Reach 2		
122682		115127	Freeport Harbor Levee Stabilization Wall		
122682		115127	Project 17-11		
122682		115127	Board Approved 7/23/2020		
122682		115127	Levee Stabilization - Reach 2		879,578.00
122682		115127	Retainage Payable		
122682		115127	Retainage Payable		
122682		115127	Retainage Payable		
122682		115127	Retainage Payable		
122682		115127	Retainage Payable		
122682		115127	Retainage Payable		
122682		115127	Retainage Payable		
122682		115127	Retainage Payable		
122682		115127	Retainage Payable		
122682		115127	Retainage Payable		
122682		115127	Retainage Payable		
122682		115127	Retainage Payable		
122682		115127	Retainage Payable		
122682		115127	Retainage Payable		-43,979.00
				Line Amount Total	835,599.00
89705	02/03/22	V00007	Office Universe, Inc.	390.97	
122507		120210	Office Supplies		64.35
122508		120211	Office Supplies		326.62
				Line Amount Total	390.97
89706	02/03/22	V00010	Specialties Company	191.59	
122625		120268	M&R Groundskeeping Equipment-5510 John Deere		7.13
122626		120283	M&R Bldgs-Buildings VT Berth 7		105.55
122627		120291	M&R Bldgs-Maintenance Bldg		78.91
				Line Amount Total	191.59
89707	02/03/22	V00015	Mike Wilson	269.93	
122616		120351	Sales/Promotion Travel		269.93
				Line Amount Total	269.93
89708	02/03/22	V00021	Gulf Coast Paper Company	483.41	
122555		120246	Office Supplies		176.02
122609		120274	Office Supplies		307.39
				Line Amount Total	483.41
89709	02/03/22	V00031	Culligan Water Systems	125.84	
122679		117977	Service Agreement for Water Softener Rental &		
122679		117977	RO System and Ice Machines		
122679		117977	M&R Bldgs-Operations Bldg		125.84
122679		117977	M&R Bldgs-Buildings VT Berth 7		
122679		117977	M&R Transit Shed-T.S. 1		

Check No.	Check Date	Vendor No.	Vendor Name	Check Amount	
Invoice No.	PO No.	GL Account Name	Line Description		Line Amount
122679	117977		For Services 8/01/2021 - 7/31/2022		
			Line Amount Total		125.84
<b>89710</b>	<b>02/03/22</b>	<b>V00032</b>	<b>Matheson Tri Gas</b>	<b>41.07</b>	
122614	120275		Maint and Operations Supplies		41.07
			Line Amount Total		41.07
<b>89711</b>	<b>02/03/22</b>	<b>V00041</b>	<b>Evco Industrial Hardware</b>	<b>113.63</b>	
122607	120284		M&R TOE-Gantry Crane		56.81
122607	120284		M&R TOE-Gantry Crane		56.82
			Line Amount Total		113.63
<b>89712</b>	<b>02/03/22</b>	<b>V00054</b>	<b>Summit Electric Supply</b>	<b>1,479.60</b>	
122480	120152		2022 Cyber Security Upgrade		53.41
122481	120153		2022 Cyber Security Upgrade		416.70
122628	120269		M&R TOE-General Terminal Ops Equip & Tools		99.89
122629	120270		M&R Transit Shed-T.S. 3		795.88
122630	120285		M&R TOE-Gantry Crane		56.86
122630	120285		M&R TOE-Gantry Crane		56.86
			Line Amount Total		1,479.60
<b>89713</b>	<b>02/03/22</b>	<b>V00062</b>	<b>AT&amp;T Mobility</b>	<b>342.40</b>	
122658	120366		Telephone		85.60
122658	120366		Telephone		214.00
122658	120366		Telephone		42.80
			Line Amount Total		342.40
<b>89714</b>	<b>02/03/22</b>	<b>V00067</b>	<b>Quill Corporation</b>	<b>20.96</b>	
122619	120262		Office Supplies		15.98
122620	120263		Office Supplies		79.99
122620	120263		Office Supplies		16.99
			Line Amount Total		112.96
<b>89715</b>	<b>02/03/22</b>	<b>V00071</b>	<b>Verizon Wireless</b>	<b>322.27</b>	
122636	120354		Telephone		62.99
122636	120354		Telephone		69.33
122636	120354		Telephone		37.99
122693	120379		Telephone		75.98
122693	120379		Telephone		37.99
122693	120379		Telephone		37.99
			Line Amount Total		322.27
<b>89716</b>	<b>02/03/22</b>	<b>V00083</b>	<b>Jason Hull</b>	<b>136.75</b>	
122670	120375		Telephone		136.75
			Line Amount Total		136.75
<b>89717</b>	<b>02/03/22</b>	<b>V00095</b>	<b>Swisher &amp; Swisher</b>	<b>1,000.00</b>	
122689	118205		M&R Other-Mowing, Weed Control Etc		1,000.00
122689	118205		Annual Herbicide Application for Designated Areas		
122689	118205		7/01/21 - 6/30/23		
122689	118205		Two Year Service		
			Line Amount Total		1,000.00
<b>89718</b>	<b>02/03/22</b>	<b>V00101</b>	<b>Sunstates Security, LLC</b>	<b>32,222.85</b>	
122665	120360		Security Service Fees		828.00
122666	120361		Security Service Fees		93.15
122667	120362		Security Service Fees		46.58

**Vendor Expenditure**

Period: 02/01/22..02/28/22

Port Freeport

Friday, March 11, 2022

Page 3

FREEPORTMARY

Check No.	Check Date	Vendor No.	Vendor Name	Check Amount	
Invoice No.	PO No.	GL Account Name	Line Description		Line Amount
122668	120363		Security Service Fees		821.57
122688	120359		Security Service Fees		30,433.55
			Line Amount Total		32,222.85
<b>89719</b>	<b>02/03/22</b>	<b>V00110</b>	<b>Jason Miura</b>	<b>80.00</b>	
122612	120337		Flexible Spending Emp Reimbursement		80.00
			Line Amount Total		80.00
<b>89720</b>	<b>02/03/22</b>	<b>V00112</b>	<b>Tricia Vela</b>	<b>22.40</b>	
122674	120373		Governmental Relations Travel		22.40
			Line Amount Total		22.40
<b>89721</b>	<b>02/03/22</b>	<b>V00114</b>	<b>AT&amp;T:171-799-3737 001</b>	<b>715.03</b>	
122659	120367		Telephone		139.49
122659	120367		Telephone		69.79
122659	120367		Telephone		278.86
122659	120367		Telephone		17.45
122659	120367		Telephone		69.86
122659	120367		Telephone		17.45
122659	120367		Telephone		17.45
122659	120367		Telephone		34.89
122659	120367		Telephone		69.79
			Line Amount Total		715.03
<b>89722</b>	<b>02/03/22</b>	<b>V00124</b>	<b>Carriage House Partners</b>	<b>8,500.00</b>	
122604	116349		Government Liaison Agreement		4,250.00
122604	116349		January 2021 - December 2023		
122604	116349		Board Approved 12/10/2020		
122696	116349		Government Liaison Agreement		4,250.00
122696	116349		January 2021 - December 2023		
122696	116349		Board Approved 12/10/2020		
			Line Amount Total		8,500.00
<b>89723</b>	<b>02/03/22</b>	<b>V00147</b>	<b>Greater Angleton Chamber of Commerce</b>	<b>180.00</b>	
122610	120336		Community Events		180.00
			Line Amount Total		180.00
<b>89724</b>	<b>02/03/22</b>	<b>V00152</b>	<b>IFM Efactor, Inc.</b>	<b>962.96</b>	
122611	120286		M&R TOE-Gantry Crane		481.48
122611	120286		M&R TOE-Gantry Crane		481.48
			Line Amount Total		962.96
<b>89725</b>	<b>02/03/22</b>	<b>V00177</b>	<b>Arthur J. Gallagher Risk Management Services, Inc.</b>	<b>6,024.00</b>	
122676	120353		Prepaid Insurance		6,024.00
			Line Amount Total		6,024.00
<b>89726</b>	<b>02/03/22</b>	<b>V00178</b>	<b>Waypoint</b>	<b>7,112.00</b>	
122596	119267		Dell 55" 4K Conference Room Monitor-C5519Q w/3 Yr		3,147.00
122596	119267		Adv Exchange Service Warranty		
122596	119267		Dell 24 USB - C Monitor - P2419HC		2,840.00
122596	119267		Quote # AAAQ11653		
122695	120349		Consultant Fees - Other		1,125.00
			Line Amount Total		7,112.00
<b>89727</b>	<b>02/03/22</b>	<b>V00187</b>	<b>Brazoria County Septic Service</b>	<b>1,477.00</b>	
122678	120289		Contract Services		1,477.00
			Line Amount Total		1,477.00

**Vendor Expenditure**

Period: 02/01/22..02/28/22

Port Freeport

Friday, March 11, 2022

Page 4

FREEPORTMARY

Check No.	Check Date	Vendor No.	Vendor Name	Check Amount	
Invoice No.	PO No.	GL Account Name	Line Description	Line Amount	
<b>89728 02/03/22</b>	<b>V00194</b>	<b>Johnson Supply</b>	<b>68.88</b>		
122613	120287		M&R Bldgs-Security Bldg	68.88	
			Line Amount Total	68.88	
<b>89729 02/03/22</b>	<b>V00196</b>	<b>Hydradyne, LLC</b>	<b>669.54</b>		
122556	120244		M&R TOE-Gantry Crane	334.77	
122556	120244		M&R TOE-Gantry Crane	334.77	
			Line Amount Total	669.54	
<b>89730 02/03/22</b>	<b>V00200</b>	<b>The Chamber Brazosport Area</b>	<b>160.00</b>		
122673	120378		Community Events	120.00	
122673	120378		Community Events	40.00	
			Line Amount Total	160.00	
<b>89731 02/03/22</b>	<b>V00208</b>	<b>Brandon Robertson</b>	<b>455.40</b>		
122675	120374		Telephone	225.00	
122675	120374		Office Supplies	216.36	
122675	120374		Automobile Expense	14.04	
			Line Amount Total	455.40	
<b>89732 02/03/22</b>	<b>V00209</b>	<b>Datavox, Inc.</b>	<b>195.00</b>		
122606	120348		Maint & Repair - Office Equipment	195.00	
			Line Amount Total	195.00	
<b>89733 02/03/22</b>	<b>V00215</b>	<b>Spirit Environmental</b>	<b>11,389.75</b>		
122603	116632		Consultant Fees - Other	3,569.75	
122603	116632		Professional Services for;		
122603	116632		2021 Environmental Regulatory Compliance		
122603	116632		Project No. 20-21		
122603	116632		Board Approved 1/14/2021		
122686	116565		Construction in Progress		
122686	116565		Professional Services for EE Properties 2021		
122686	116565		Project No. 20-08		
122686	116565		Other Accounts Payable (JE)	7,820.00	
			Line Amount Total	11,389.75	
<b>89734 02/03/22</b>	<b>V00258</b>	<b>HubSpot, Inc.</b>	<b>3,450.00</b>		
122588	120254		Contract Services	3,450.00	
			Line Amount Total	3,450.00	
<b>89735 02/03/22</b>	<b>V00342</b>	<b>Rico Elevators, Inc.</b>	<b>1,606.33</b>		
122684	120356		M&R Bldgs-Admin Bldg 1100 Cherry St	1,606.33	
			Line Amount Total	1,606.33	
<b>89736 02/03/22</b>	<b>V00392</b>	<b>United Way of Brazoria County</b>	<b>3,105.00</b>		
122691	120368		United Way Payable	3,105.00	
			Line Amount Total	3,105.00	
<b>89737 02/03/22</b>	<b>V00403</b>	<b>Jennifer Barrera</b>	<b>145.85</b>		
122661	120350		Sales/Promotion Travel	48.74	
122661	120350		Commercial Events	90.09	
122661	120350		Automobile Expense	7.02	
			Line Amount Total	145.85	
<b>89738 02/03/22</b>	<b>V00405</b>	<b>SLS Rigging LLC</b>	<b>4,958.51</b>		
122622	120339		M&R TOE-Gantry Crane	540.00	
122623	120345		M&R TOE-Gantry Crane	929.88	

**Vendor Expenditure**

Period: 02/01/22..02/28/22

Port Freeport

Friday, March 11, 2022

Page 5

FREEPORTMARY

Check No.	Check Date	Vendor No.	Vendor Name	Check Amount	
Invoice No.	PO No.	GL Account Name	Line Description	Line Amount	
122624	120346		M&R TOE-Gantry Crane	929.88	
122685	120267		M&R TOE-Gantry Crane	2,558.75	
			Line Amount Total	4,958.51	
<b>89739</b>	<b>02/03/22</b>	<b>V00418</b>	<b>Greater Fort Bend Economic Development Council</b>	<b>2,500.00</b>	
122697	119928		Commercial Events	2,500.00	
			Line Amount Total	2,500.00	
<b>89740</b>	<b>02/03/22</b>	<b>V00429</b>	<b>End2End, Inc</b>	<b>9,889.00</b>	
122681	119462		Computer Aided Dispatch (CAD)	6,592.64	
122681	119462		& Records Management System (RMS)-Annual Contract		
122681	119462		Contract Date: 10/1/2021-9/30/2022		
122681	119462		Computer Aided Dispatch (CAD)	3,296.36	
			Line Amount Total	9,889.00	
<b>89741</b>	<b>02/03/22</b>	<b>V00469</b>	<b>West Gulf Maritime Association</b>	<b>3,000.00</b>	
122694	120369		Dues & Memberships & Licenses	250.00	
122694	120369		Dues & Memberships & Licenses	2,750.00	
			Line Amount Total	3,000.00	
<b>89742</b>	<b>02/03/22</b>	<b>V00668</b>	<b>DARE Capital Partners, LLC</b>	<b>1,180.90</b>	
122680	120347		M&R Other-Mowing, Weed Control Etc	1,180.90	
			Line Amount Total	1,180.90	
<b>89743</b>	<b>02/03/22</b>	<b>V00697</b>	<b>Northern Safety Co., Inc.</b>	<b>175.52</b>	
122618	120293		Safety Supplies	175.52	
			Line Amount Total	175.52	
<b>89744</b>	<b>02/03/22</b>	<b>V00759</b>	<b>TransTech of SC Inc.</b>	<b>10,300.54</b>	
122690	119463		M&R TOE-Gantry Crane	5,150.27	
122690	119463		M&R TOE-Gantry Crane	5,150.27	
122690	119463		Quote: 113481		
122690	119463		Proprietary Vendor		
			Line Amount Total	10,300.54	
<b>89745</b>	<b>02/03/22</b>	<b>V00853</b>	<b>Great-West Life &amp; Annuity</b>	<b>237.50</b>	
122608	120352		Consultant Fees - Other	237.50	
			Line Amount Total	237.50	
<b>89746</b>	<b>02/10/22</b>	<b>V00001</b>	<b>Time Management</b>	<b>1,300.00</b>	
122760	119523		Renewal of Storage Building Lease	1,300.00	
122760	119523		January 1, 2022 to December 31, 2022		
			Line Amount Total	1,300.00	
<b>89747</b>	<b>02/10/22</b>	<b>V00007</b>	<b>Office Universe, Inc.</b>	<b>94.00</b>	
122561	120252		Office Supplies	94.00	
			Line Amount Total	94.00	
<b>89748</b>	<b>02/10/22</b>	<b>V00010</b>	<b>Specialties Company</b>	<b>132.58</b>	
122751	120437		M&R Bldgs-Buildings VT Berth 7	18.11	
122752	120438		M&R Bldgs-Buildings VT Berth 7	16.40	
122753	120440		M&R TOE-Gantry Crane	49.03	
122753	120440		M&R TOE-Gantry Crane	49.04	
			Line Amount Total	132.58	
<b>89749</b>	<b>02/10/22</b>	<b>V00011</b>	<b>Gulftex Vending</b>	<b>369.80</b>	
122717	120381		Office Supplies	64.42	
122717	120381		Office Supplies	32.21	
122717	120381		Office Supplies	8.05	

## Vendor Expenditure

Period: 02/01/22..02/28/22

Port Freeport

Friday, March 11, 2022

Page 6

FREEPORTMARY

Check No.	Check Date	Vendor No.	Vendor Name	Check Amount	
Invoice No.	PO No.	GL Account Name	Line Description		Line Amount
122717	120381		Office Supplies		32.21
122717	120381		Office Supplies		32.21
122718	120413		Office Supplies		200.70
			Line Amount Total		369.80
<b>89750</b>	<b>02/10/22</b>	<b>V00021</b>	<b>Gulf Coast Paper Company</b>	<b>166.36</b>	
122660	120357		Office Supplies		236.02
122716	120398		Office Supplies		46.72
			Line Amount Total		282.74
<b>89751</b>	<b>02/10/22</b>	<b>V00024</b>	<b>Waste Management</b>	<b>981.19</b>	
122738	120400		Contract Services		125.00
122739	120401		Contract Services		436.39
122740	120402		Contract Services		419.80
			Line Amount Total		981.19
<b>89752</b>	<b>02/10/22</b>	<b>V00032</b>	<b>Matheson Tri Gas</b>	<b>532.84</b>	
122615	120288		Maint and Operations Supplies		293.50
122744	120439		Office Supplies		235.80
122773	120445		Maint and Operations Supplies		3.54
			Line Amount Total		532.84
<b>89753</b>	<b>02/10/22</b>	<b>V00039</b>	<b>Brazosport Tire</b>	<b>1,205.00</b>	
122774	120450		M&R Vehicles-Chevy Tahoe		525.00
122775	120451		M&R TOE-2019 John Deere Gator HPX615E		680.00
			Line Amount Total		1,205.00
<b>89754</b>	<b>02/10/22</b>	<b>V00040</b>	<b>The Brazosport Facts</b>	<b>1,085.00</b>	
122759	120428		Community Advertising		1,085.00
			Line Amount Total		1,085.00
<b>89755</b>	<b>02/10/22</b>	<b>V00041</b>	<b>Evco Industrial Hardware</b>	<b>134.99</b>	
122776	120455		Office Supplies		134.99
			Line Amount Total		134.99
<b>89756</b>	<b>02/10/22</b>	<b>V00046</b>	<b>Sprint Waste Services</b>	<b>430.10</b>	
122755	120435		Contract Services		430.10
			Line Amount Total		430.10
<b>89757</b>	<b>02/10/22</b>	<b>V00053</b>	<b>Shred It Houston</b>	<b>380.48</b>	
122723	120383		Office Supplies		74.24
122723	120383		Office Supplies		37.12
122723	120383		Office Supplies		148.48
122723	120383		Office Supplies		9.28
122723	120383		Office Supplies		37.12
122723	120383		Office Supplies		9.28
122723	120383		Office Supplies		9.28
122723	120383		Office Supplies		18.56
122723	120383		Office Supplies		37.12
			Line Amount Total		380.48
<b>89758</b>	<b>02/10/22</b>	<b>V00054</b>	<b>Summit Electric Supply</b>	<b>7,547.93</b>	
122512	120207		M&R Leased Facilities-24A (Chiquita)		37.68
122565	120245		2022 Cyber Security Upgrade		10.50
122631	120340		M&R Docks-Dock Berth 1		763.90
122632	120341		M&R Leased Facilities-24A (Chiquita)		92.89
122633	120342		M&R Bldgs-Security Bldg		127.71
122634	120343		M&R Docks-Dock Berth 5		763.90

**Vendor Expenditure**

Period: 02/01/22..02/28/22

Port Freeport

Friday, March 11, 2022

Page 7

FREEPORTMARY

Check No.	Check Date	Vendor No.	Vendor Name	Check Amount	
Invoice No.	PO No.	GL Account Name	Line Description	Line Amount	
122664	120335		Solar Lights for Pilots on Levee Road	223.75	
122687	119875		EOC HVAC Upgrade	5,493.42	
122687	119875		PXM2280MA65105-Meter/Display 60HZ		
122687	119875		Quote# 2002542776		
122728	120403		M&R TOE-Gantry Crane	17.09	
122728	120403		M&R TOE-Gantry Crane	17.09	
			Line Amount Total	7,547.93	
<b>89759</b>	<b>02/10/22</b>	<b>V00067</b>	<b>Quill Corporation</b>	<b>117.26</b>	
122747	120429		Office Supplies	70.99	
122748	120433		Office Supplies	4.68	
122748	120433		Office Supplies	2.34	
122748	120433		Office Supplies	33.98	
122748	120433		Office Supplies	0.59	
122748	120433		Office Supplies	2.34	
122748	120433		Office Supplies	2.34	
			Line Amount Total	117.26	
<b>89760</b>	<b>02/10/22</b>	<b>V00080</b>	<b>On Hold Marketing Works</b>	<b>39.00</b>	
122722	120421		Lease Expense	39.00	
			Line Amount Total	39.00	
<b>89761</b>	<b>02/10/22</b>	<b>V00083</b>	<b>Jason Hull</b>	<b>941.00</b>	
122771	120461		Flexible Spending Emp Reimbursement	941.00	
			Line Amount Total	941.00	
<b>89762</b>	<b>02/10/22</b>	<b>V00091</b>	<b>Wells Fargo</b>	<b>8,870.44</b>	
122767	120431		Other Accounts Payable (JE)	8,870.44	
			Line Amount Total	8,870.44	
<b>89763</b>	<b>02/10/22</b>	<b>V00096</b>	<b>Centerpoint Energy</b>	<b>23.39</b>	
122710	120422		Water & Gas	23.39	
			Line Amount Total	23.39	
<b>89764</b>	<b>02/10/22</b>	<b>V00098</b>	<b>Suburban Propane</b>	<b>620.53</b>	
122727	120414		Fuel/Oil	620.53	
			Line Amount Total	620.53	
<b>89765</b>	<b>02/10/22</b>	<b>V00101</b>	<b>Payment vendor ledger entry is not found check# 89765.</b>	<b>0.00</b>	
			Line Amount Total		
<b>89766</b>	<b>02/10/22</b>	<b>V00101</b>	<b>Sunstates Security, LLC</b>	<b>96,523.61</b>	
122729	120387		Security Service Fees	620.65	
122730	120388		Security Service Fees	49.65	
122731	120390		Security Service Fees	835.76	
122732	120391		Security Service Fees	928.98	
122733	120393		Security Service Fees	874.58	
122734	120394		Security Service Fees	119.16	
122735	120395		Security Service Fees	79.44	
122736	120397		Security Service Fees	791.78	
122756	120389		Security Service Fees	31,313.19	
122757	120392		Security Service Fees	30,142.72	
122758	120396		Security Service Fees	30,767.70	
			Line Amount Total	96,523.61	
<b>89767</b>	<b>02/10/22</b>	<b>V00115</b>	<b>AT&amp;T:979-373-0020 6635</b>	<b>1,102.75</b>	
122761	120432		Telephone	419.05	

## Vendor Expenditure

Period: 02/01/22..02/28/22

Port Freeport

Friday, March 11, 2022

Page 8

FREEPORTMARY

Check No.	Check Date	Vendor No.	Vendor Name	Check Amount	
Invoice No.	PO No.	GL Account Name	Line Description		Line Amount
122761	120432		Telephone		209.52
122761	120432		Telephone		55.14
122761	120432		Telephone		209.52
122761	120432		Telephone		209.52
			Line Amount Total		1,102.75
<b>89768</b>	<b>02/10/22</b>	<b>V00150</b>	<b>Brazoria County Clerk's Office</b>	<b>200.00</b>	
122709	120384		Office Supplies		200.00
			Line Amount Total		200.00
<b>89769</b>	<b>02/10/22</b>	<b>V00178</b>	<b>Waypoint</b>	<b>590.70</b>	
122777	120454		Furniture and Equipment Purchases <\$5,000		590.70
122777	120454		Admin Security Monitor		
			Line Amount Total		590.70
<b>89770</b>	<b>02/10/22</b>	<b>V00184</b>	<b>Dianna Kile</b>	<b>1,320.00</b>	
122763	120434		Contract Labor Expense		1,320.00
			Line Amount Total		1,320.00
<b>89771</b>	<b>02/10/22</b>	<b>V00187</b>	<b>Brazoria County Septic Service</b>	<b>1,688.00</b>	
122741	120415		Contract Services		1,688.00
			Line Amount Total		1,688.00
<b>89772</b>	<b>02/10/22</b>	<b>V00192</b>	<b>Glomar International, Inc.</b>	<b>1,186.18</b>	
122714	120407		M&R TOE-Gantry Crane		403.23
122714	120407		M&R TOE-Gantry Crane		403.23
122715	120409		M&R TOE-Gantry Crane		189.86
122715	120409		M&R TOE-Gantry Crane		189.86
			Line Amount Total		1,186.18
<b>89773</b>	<b>02/10/22</b>	<b>V00196</b>	<b>Hydradyne, LLC</b>	<b>349.82</b>	
122719	120411		M&R TOE-Gantry Crane		174.91
122719	120411		M&R TOE-Gantry Crane		174.91
			Line Amount Total		349.82
<b>89774</b>	<b>02/10/22</b>	<b>V00200</b>	<b>The Chamber Brazosport Area</b>	<b>1,000.00</b>	
122765	120281		1st Annual Award Luncheon		1,000.00
122765	120281		(Brazosport Chamber Event)-March 9, 2022		
122765	120281		Event Sponsorship (Advertisement & Table)		
122765	120281		Advertising in event program, all social media,		
122765	120281		chamber website for 1 year, all marketing mediums.		
			Line Amount Total		1,000.00
<b>89775</b>	<b>02/10/22</b>	<b>V00215</b>	<b>Spirit Environmental</b>	<b>1,445.00</b>	
122754	119464		SPCC Plan 5 Year Update		1,445.00
			Line Amount Total		1,445.00
<b>89776</b>	<b>02/10/22</b>	<b>V00228</b>	<b>Department of Information Resources</b>	<b>274.14</b>	
122551	120228		Telephone		53.48
122551	120228		Telephone		26.76
122551	120228		Telephone		106.91
122551	120228		Telephone		6.69
122551	120228		Telephone		26.78
122551	120228		Telephone		6.69
122551	120228		Telephone		6.69
122551	120228		Telephone		13.38
122551	120228		Telephone		26.76
			Line Amount Total		274.14

## Vendor Expenditure

Period: 02/01/22..02/28/22

Port Freeport

Friday, March 11, 2022

Page 9

FREEPORTMARY

Check No.	Check Date	Vendor No.	Vendor Name	Check Amount	
	Invoice No.	PO No.	GL Account Name	Line Description	Line Amount
89777	02/10/22	V00291	Moore Supply	166.68	
	122617	120290		M&R Bldgs-Security Bldg	166.68
				Line Amount Total	166.68
89778	02/10/22	V00303	Sherwin-Williams	24.69	
	122509	120203		M&R Bldgs-Security Bldg	24.69
				Line Amount Total	24.69
89779	02/10/22	V00348	Richmond Equipment	53.72	
	122621	120344		M&R TOE-Club Car 500 Carry All	53.72
				Line Amount Total	53.72
89780	02/10/22	V00405	SLS Rigging LLC	16,293.63	
	122724	120404		M&R TOE-Gantry Crane	540.00
	122725	120405		M&R TOE-Gantry Crane	929.88
	122726	120410		M&R TOE-Gantry Crane	540.00
	122749	120399		M&R TOE-Gantry Crane	7,322.50
	122750	120408		M&R TOE-Gantry Crane	6,961.25
				Line Amount Total	16,293.63
89781	02/10/22	V00583	Beaed LP	624.56	
	122605	120294		Safety Supplies	624.56
				Line Amount Total	624.56
89782	02/10/22	V00625	PAS Property Acquisition Services LLC	19,437.50	
	122746	113143		Construction in Progress	6.25
	122746	113143		Professional Services Relocation Services-NTE	
	122746	113143		Commission Approved 1/9/2020	
	122746	113143		Change Order#1:	
	122746	113143		Construction in Progress	1,843.75
	122746	113143		Professional Services Relocation Services-NTE	
	122746	113143		Covered under PS authorization & Resolution for	
	122746	113143		Condemnation 12/2019	
	122746	113143		Construction in Progress	2,500.00
	122769	113143		Construction in Progress	
	122769	113143		Professional Services Relocation Services-NTE	
	122769	113143		Commission Approved 1/9/2020	
	122769	113143		Change Order#1:	
	122769	113143		Construction in Progress	
	122769	113143		Professional Services Relocation Services-NTE	
	122769	113143		Covered under PS authorization & Resolution for	
	122769	113143		Condemnation 12/2019	
	122769	113143		Construction in Progress	4,475.00
	122779	113143		Construction in Progress	
	122779	113143		Professional Services Relocation Services-NTE	
	122779	113143		Commission Approved 1/9/2020	
	122779	113143		Change Order#1:	
	122779	113143		Construction in Progress	
	122779	113143		Professional Services Relocation Services-NTE	
	122779	113143		Covered under PS authorization & Resolution for	
	122779	113143		Condemnation 12/2019	
	122779	113143		Construction in Progress	5,831.25
	122780	113143		Construction in Progress	
	122780	113143		Professional Services Relocation Services-NTE	
	122780	113143		Commission Approved 1/9/2020	

**Vendor Expenditure**

Period: 02/01/22..02/28/22

Port Freeport

Friday, March 11, 2022

Page 10

FREEPORTMARY

Check No.	Check Date	Vendor No.	Vendor Name	Check Amount	
Invoice No.	PO No.	GL Account Name	Line Description		Line Amount
122780	113143		Change Order#1:		
122780	113143		Construction in Progress		
122780	113143		Professional Services Relocation Services-NTE		
122780	113143		Covered under PS authorization & Resolution for		
122780	113143		Condemnation 12/2019		
122780	113143		Construction in Progress		4,781.25
			Line Amount Total		19,437.50
<b>89783</b>	<b>02/10/22</b>	<b>V00668</b>	<b>DARE Capital Partners, LLC</b>	<b>2,153.94</b>	
122711	120412		M&R Other-Mowing, Weed Control Etc		891.70
122762	120436		M&R Other-Mowing, Weed Control Etc		1,262.24
			Line Amount Total		2,153.94
<b>89784</b>	<b>02/10/22</b>	<b>V00697</b>	<b>Northern Safety Co., Inc.</b>	<b>225.66</b>	
122720	120406		M&R Docks-Dock Berth 2		225.66
			Line Amount Total		225.66
<b>89785</b>	<b>02/10/22</b>	<b>V00770</b>	<b>UniFirst Holdings Inc.</b>	<b>212.40</b>	
122692	117829		Annual Contract - Ops Employees uniforms, mats		
122692	117829		towels, soap etc.		
122692	117829		Maint and Operations Supplies		61.23
122692	117829		Other Receivables		13.83
122692	117829		M&R Bldgs-Operations Bldg		
122692	117829		Annual Contract - EOC mats, soap etc.		
122692	117829		M&R Bldgs-Security Bldg		
122692	117829		Annual Contract - Admin mats, soap etc.		
122692	117829		M&R Bldgs-Admin Bldg 1100 Cherry St		
122692	117829		3Year Agreement Effective June 2021 - May 2023		
122692	117829		2% Annual Increase based on BuyBoard - No auto		
122692	117829		renewal after the end of Year 3		
122692	117829		Year 1 of 3 Year Agreement June 2021 - May 2022		
122766	117829		Annual Contract - Ops Employees uniforms, mats		
122766	117829		towels, soap etc.		
122766	117829		Maint and Operations Supplies		78.63
122766	117829		Other Receivables		13.83
122766	117829		M&R Bldgs-Operations Bldg		
122766	117829		Annual Contract - EOC mats, soap etc.		
122766	117829		M&R Bldgs-Security Bldg		14.00
122766	117829		Annual Contract - Admin mats, soap etc.		
122766	117829		M&R Bldgs-Admin Bldg 1100 Cherry St		30.88
122766	117829		3Year Agreement Effective June 2021 - May 2023		
122766	117829		2% Annual Increase based on BuyBoard - No auto		
122766	117829		renewal after the end of Year 3		
122766	117829		Year 1 of 3 Year Agreement June 2021 - May 2022		
			Line Amount Total		212.40
<b>89786</b>	<b>02/10/22</b>	<b>V00776</b>	<b>Legend Labs</b>	<b>25,000.00</b>	
122743	118103		Strategic Brand Positioning Services 8-12 week in		
122743	118103		3 Phases as outlined below:		
122743	118103		Phase1-Discovery & Stakeholder Engagement		
122743	118103		Phase2-Workshop w/Internal Management & Commission		
122743	118103		Phase3-Activation Support & Executive Training		25,000.00
122743	118103		Board Approved 6/10/2021		
			Line Amount Total		25,000.00

## Vendor Expenditure

Period: 02/01/22..02/28/22

Port Freeport

Friday, March 11, 2022

Page 11

FREEPORTMARY

Check No.	Check Date	Vendor No.	Vendor Name	Check Amount	
	Invoice No.	PO No.	GL Account Name	Line Description	Line Amount
<b>89787</b>	<b>02/10/22</b>	<b>V00777</b>	<b>McGuireWoods Consulting, LLC</b>	<b>5,000.00</b>	
	122683	119932		Consultant Fees - Other	5,000.00
	122683	119932		Strategic Communications & Media Relations Consult	
	122683	119932		Development for monthly flat fee plus additional	
	122683	119932		Fees for adverstising to be include separate	
	122683	119932		30 days written notice to terminate	
				Line Amount Total	5,000.00
<b>89788</b>	<b>02/10/22</b>	<b>V00793</b>	<b>Brazoria County Petrochemical Council</b>	<b>1,500.00</b>	
	122677	120334		Dues & Memberships & Licenses	1,500.00
				Line Amount Total	1,500.00
<b>89789</b>	<b>02/10/22</b>	<b>V00821</b>	<b>Summit Fire &amp; Security</b>	<b>777.20</b>	
	122635	120292		M&R Bldgs-Admin Bldg 1100 Cherry St	777.20
				Line Amount Total	777.20
<b>89790</b>	<b>02/10/22</b>	<b>V00854</b>	<b>Surys Inc.</b>	<b>380.09</b>	
	122669	120358		Subscriptions	380.09
				Line Amount Total	380.09
<b>89791</b>	<b>02/10/22</b>	<b>V00012</b>	<b>FedEx</b>	<b>19.46</b>	
	122713	120385		Postage and Freight	5.80
	122713	120385		Postage and Freight	6.61
	122713	120385		Postage and Freight	7.05
				Line Amount Total	19.46
<b>89792</b>	<b>02/17/22</b>	<b>V00085</b>	<b>Moffatt &amp; Nichol</b>	<b>46,187.85</b>	
	122828	109484		Professional Services for the Velasco Terminal	
	122828	109484		Berths 8 & 9	
	122828	109484		Construction in Progress	45,699.70
	122828	109484		Board Approved 1/24/19	
	122828	109484		Change Order #1	
	122828	109484		Construction in Progress	
	122828	109484		Board Approved 1/28/2021	
	122829	117346		Construction in Progress	488.15
	122829	117346		Velasco Terminal Ro/Ro Ramp @ Berth8	
	122829	117346		Board Approved 3/25/2021	
				Line Amount Total	46,187.85
<b>89793</b>	<b>02/17/22</b>	<b>V00611</b>	<b>McCarthy Building Companies, Inc.</b>	<b>2,108,927.88</b>	
	122764	112704		Construction in Progress	2,219,924.08
	122764	112704		Labor, Materials, Equip & Insurance for	
	122764	112704		Velasco Terminal, Berth 8 Project	
	122764	112704		Retainage Payable	
	122764	112704		Commission Approved 10/23/19	
	122764	112704		Decrease in Contract amount	
	122764	112704		Commission Approved 12/12/2019	
	122764	112704		Description	
	122764	112704		Retainage Payable	
	122764	112704		Retainage Payable	
	122764	112704		Retainage Payable	
	122764	112704		Retainage Payable	
	122764	112704		Retainage Payable	
	122764	112704		Retainage Payable	
	122764	112704		Retainage Payable	
	122764	112704		Retainage Payable	
	122764	112704		Retainage Payable	
	122764	112704		Retainage Payable	

## Port Freeport

FREEPORT\MARY

Unaudited  
Page 26 of 38

**Vendor Expenditure**

Period: 02/01/22..02/28/22

Port Freeport

Friday, March 11, 2022

Page 13

FREEPORTMARY

Check No.	Check Date	Vendor No.	Vendor Name	Check Amount	
Invoice No.	PO No.	GL Account Name	Line Description	Line Amount	
<b>89801 02/17/22</b>	<b>V00030</b>	<b>Girouard's Ace Hardware</b>		<b>1,004.27</b>	
122850	120425		M&R Bldgs-Operations Bldg	27.16	
122850	120425		Maint and Operations Supplies	17.09	
122850	120425		M&R Warehouse-Warehouse 51	18.99	
122850	120425		M&R Transit Shed-T.S. 1	11.45	
122850	120425		M&R Groundskeeping Equipment-5510 John Deere	23.87	
122850	120425		2022 Cyber Security Upgrade	14.49	
122850	120425		M&R TOE-Gantry Crane	29.36	
122850	120425		M&R Bldgs-Buildings VT Berth 7	11.98	
122850	120425		M&R TOE-Gantry Crane	15.54	
122850	120425		M&R TOE-Gantry Crane	15.54	
122850	120425		M&R TOE-General Terminal Ops Equip & Tools	338.79	
122850	120425		M&R Bldgs-Operations Bldg	12.38	
122850	120425		Office Supplies	71.96	
122850	120425		M&R Bldgs-Security Bldg	55.55	
122850	120425		M&R Warehouse-Warehouse 51	104.97	
122850	120425		Maint and Operations Supplies	37.79	
122850	120425		Office Supplies	9.58	
122850	120425		M&R TOE-Gantry Crane	9.98	
122850	120425		M&R TOE-Gantry Crane	9.99	
122850	120425		M&R Warehouse-Warehouse 51	22.45	
122850	120425		M&R Bldgs-Gate 14	10.59	
122850	120425		Office Supplies	7.59	
122850	120425		M&R TOE-Gantry Crane	6.02	
122850	120425		M&R TOE-Gantry Crane	6.01	
122850	120425		M&R TOE-General Terminal Ops Equip & Tools	32.18	
122850	120425		M&R Bldgs-Gate 8-Guard Bldg	12.58	
122850	120425		M&R Bldgs-Buildings VT Berth 7	8.05	
122850	120425		M&R Bldgs-Buildings VT Berth 7	5.59	
122850	120425		M&R TOE-Gantry Crane	27.99	
122850	120425		M&R TOE-Gantry Crane	3.00	
122850	120425		M&R TOE-Gantry Crane	3.00	
122850	120425		M&R Bldgs-Buildings VT Berth 7	12.18	
122850	120425		M&R Bldgs-Buildings VT Berth 7	10.58	
			Line Amount Total	1,004.27	
<b>89802 02/17/22</b>	<b>V00034</b>	<b>Paul Scott Abbott</b>		<b>350.00</b>	
122831	120509		Consultant Fees - Other	350.00	
			Line Amount Total	350.00	
<b>89803 02/17/22</b>	<b>V00048</b>	<b>Superior Fabrication</b>		<b>260.00</b>	
122737	120420		M&R Docks-Dock Berth 7-VT	260.00	
			Line Amount Total	260.00	
<b>89804 02/17/22</b>	<b>V00054</b>	<b>Summit Electric Supply</b>		<b>5,939.53</b>	
122800	120444		M&R Bldgs-Security Bldg	189.64	
122801	120460		M&R TOE-General Terminal Ops Equip & Tools	21.44	
122802	120473		Solar Lights for Pilots on Levee Road	15.43	
122840	120443		M&R Transit Shed-T.S. 1	421.64	
122803	120475		M&R Bldgs-Security Bldg	578.00	
122804	120476		M&R Bldgs-Operations Bldg	245.90	
122805	120477		M&R Bldgs-Maintenance Bldg	946.16	
122806	120493		M&R TOE-Gantry Crane	129.11	
122806	120493		M&R TOE-Gantry Crane	129.10	
122807	120494		M&R Bldgs-Operations Bldg	5.64	

## Vendor Expenditure

Period: 02/01/22..02/28/22

Port Freeport

Friday, March 11, 2022

Page 14

FREEPORTMARY

Check No.	Check Date	Vendor No.	Vendor Name	Check Amount	
Invoice No.	PO No.	GL Account Name	Line Description	Line Amount	
122807	120494		M&R Bldgs-Security Bldg	5.64	
122841	120474		M&R Leased Facilities-Tenaris	3,251.83	
			Line Amount Total	5,939.53	
<b>89805</b>	<b>02/17/22</b>	<b>V00058</b>	<b>Ravi K. Singhania</b>	<b>2,748.00</b>	
122836	120463		Flexible Spending Emp Reimbursement	2,748.00	
			Line Amount Total	2,748.00	
<b>89806</b>	<b>02/17/22</b>	<b>V00060</b>	<b>Sun Coast Resources</b>	<b>1,836.00</b>	
122844	120282		Gallons of Unleaded Fuel for tank	1,836.00	
			Line Amount Total	1,836.00	
<b>89807</b>	<b>02/17/22</b>	<b>V00075</b>	<b>Vicki L. Smith</b>	<b>75.00</b>	
122855	120511		Telephone	75.00	
			Line Amount Total	75.00	
<b>89808</b>	<b>02/17/22</b>	<b>V00077</b>	<b>Brookside Equipment</b>	<b>71.88</b>	
122783	120491		M&R Groundskeeping Equipment-5510 John Deere	71.88	
			Line Amount Total	71.88	
<b>89809</b>	<b>02/17/22</b>	<b>V00087</b>	<b>Payment vendor ledger entry is not found check# 89809.</b>	<b>0.00</b>	
			Line Amount Total		
<b>89810</b>	<b>02/17/22</b>	<b>V00087</b>	<b>Payment vendor ledger entry is not found check# 89810.</b>	<b>0.00</b>	
			Line Amount Total		
<b>89811</b>	<b>02/17/22</b>	<b>V00087</b>	<b>Payment vendor ledger entry is not found check# 89811.</b>	<b>0.00</b>	
			Line Amount Total		
<b>89812</b>	<b>02/17/22</b>	<b>V00087</b>	<b>Reliant</b>	<b>76,894.21</b>	
122637	120302		Electricity	30.97	
122638	120303		Electricity	167.74	
122639	120304		Electricity	242.23	
122640	120305		Electricity	180.28	
122641	120307		Electricity	820.13	
122642	120308		Electricity	55.55	
122643	120309		Electricity	26.61	
122644	120310		Electricity	92.82	
122645	120312		Electricity	16.54	
122646	120313		Electricity	939.14	
122647	120314		Electricity	58.39	
122648	120316		Electricity	36.59	
122649	120317		Electricity	103.46	
122650	120319		Electricity	6.16	
122651	120320		Electricity	165.39	
122652	120321		Electricity	15.38	
122653	120324		Electricity	574.02	
122654	120326		Electricity	542.84	
122655	120328		Electricity	51.61	
122656	120329		Electricity	22.47	
122657	120332		Electricity	760.64	
122698	120301		Electricity	31,131.99	
122699	120306		Electricity	3,330.62	
122700	120311		Electricity	4,554.57	
122701	120315		Electricity	1,788.29	

## Vendor Expenditure

Period: 02/01/22..02/28/22

Port Freeport

Friday, March 11, 2022

Page 15

FREEPORTMARY

Check No.	Check Date	Vendor No.	Vendor Name	Check Amount	
Invoice No.	PO No.	GL Account Name	Line Description	Line Amount	
122702	120318		Electricity	6,673.64	
122703	120322		Electricity	2,063.47	
122704	120323		Electricity	6,822.40	
122705	120325		Electricity	1,186.32	
122706	120327		Electricity	3,476.24	
122707	120330		Electricity	9,641.27	
122708	120331		Electricity	1,316.44	
			Line Amount Total	76,894.21	
<b>89813</b>	<b>02/17/22</b>	<b>V00097</b>	<b>Comcast Business</b>	<b>2,553.66</b>	
122816	120489		Contract Services	2,553.66	
			Line Amount Total	2,553.66	
<b>89814</b>	<b>02/17/22</b>	<b>V00101</b>	<b>Sunstates Security, LLC</b>	<b>32,447.37</b>	
122808	120485		Security Service Fees	456.66	
122809	120486		Security Service Fees	925.20	
122810	120488		Security Service Fees	833.18	
122845	120487		Security Service Fees	30,232.33	
			Line Amount Total	32,447.37	
<b>89815</b>	<b>02/17/22</b>	<b>V00110</b>	<b>Jason Miura</b>	<b>377.20</b>	
122794	120479		Flexible Spending Emp Reimbursement	377.20	
			Line Amount Total	377.20	
<b>89816</b>	<b>02/17/22</b>	<b>V00159</b>	<b>Principal Life Insurance-PLIC-SBD Grand Island</b>	<b>1,181.76</b>	
122834	120498		Group Life Insurance	325.71	
122834	120498		Group Life Insurance	143.05	
122834	120498		Group Life Insurance	327.94	
122834	120498		Group Life Insurance	11.04	
122834	120498		Group Life Insurance	119.23	
122834	120498		Group Life Insurance	50.05	
122834	120498		Group Life Insurance	-19.37	
122834	120498		Group Life Insurance	112.61	
122834	120498		Group Life Insurance	33.48	
122834	120498		Group Life Insurance	78.02	
			Line Amount Total	1,181.76	
<b>89817</b>	<b>02/17/22</b>	<b>V00178</b>	<b>Waypoint</b>	<b>7,718.00</b>	
122778	120453		Contract Services	1,090.00	
122854	120355		BlackBerry Guard Advanced Renewal	6,628.00	
122854	120355		March 2022 - February 2023		
122854	120355		Quote# AAAQ12557		
			Line Amount Total	7,718.00	
<b>89818</b>	<b>02/17/22</b>	<b>V00181</b>	<b>Canon Solutions America, Inc.</b>	<b>570.92</b>	
122784	120468		Maint & Repair - Office Equipment	238.60	
122785	120469		Maint & Repair - Office Equipment	148.04	
122812	120470		Maint & Repair - Office Equipment	184.28	
			Line Amount Total	570.92	
<b>89819</b>	<b>02/17/22</b>	<b>V00184</b>	<b>Dianna Kile</b>	<b>1,320.00</b>	
122849	120510		Contract Labor Expense	1,320.00	
			Line Amount Total	1,320.00	
<b>89820</b>	<b>02/17/22</b>	<b>V00193</b>	<b>Grainger</b>	<b>31.45</b>	
122792	120492		M&R TOE-Gantry Crane	15.73	
122792	120492		M&R TOE-Gantry Crane	15.72	
			Line Amount Total	31.45	

## Vendor Expenditure

Period: 02/01/22..02/28/22

Port Freeport

Friday, March 11, 2022

Page 16

FREEPORTMARY

Check No.	Check Date	Vendor No.	Vendor Name	Check Amount	
Invoice No.	PO No.	GL Account Name	Line Description	Line Amount	
<b>89821</b>	<b>02/17/22</b>	<b>V00194</b>	<b>Johnson Supply</b>	<b>146.64</b>	
122772	120441		M&R Bldgs-Maintenance Bldg	10.20	
122823	120458		M&R Bldgs-Buildings VT Berth 7	136.44	
			Line Amount Total	146.64	
<b>89822</b>	<b>02/17/22</b>	<b>V00203</b>	<b>ZPMC USA Inc.</b>	<b>9,500.00</b>	
122847	120371		M&R TOE-Gantry Crane	9,500.00	
122847	120371		Container Crane Repair Project		
122847	120371		Project 21-06		
122847	120371		Board Approved 1/27/2022		
			Line Amount Total	9,500.00	
<b>89823</b>	<b>02/17/22</b>	<b>V00215</b>	<b>Spirit Environmental</b>	<b>722.50</b>	
122839	119464		SPCC Plan 5 Year Update	722.50	
			Line Amount Total	722.50	
<b>89824</b>	<b>02/17/22</b>	<b>V00250</b>	<b>Lincoln National Life Insurance Company</b>	<b>3,801.69</b>	
122824	120481		Retirement Expense	278.99	
122824	120481		Retirement Expense	145.44	
122824	120481		Retirement Expense	471.03	
122824	120481		Retirement Expense	11.13	
122824	120481		Retirement Expense	105.36	
122824	120481		Retirement Expense	37.10	
122824	120481		Retirement Expense	-19.53	
122824	120481		Retirement Expense	68.64	
122824	120481		Retirement Expense	53.43	
122824	120481		Retirement Expense	37.10	
122825	120482		Group STD Insurance	316.22	
122825	120482		Group STD Insurance	176.16	
122825	120482		Group STD Insurance	512.60	
122825	120482		Group STD Insurance	17.83	
122825	120482		Group STD Insurance	134.83	
122825	120482		Group STD Insurance	51.60	
122825	120482		Group STD Insurance	-39.78	
122825	120482		Group STD Insurance	156.64	
122825	120482		Group STD Insurance	54.13	
122825	120482		Group STD Insurance	93.09	
122825	120482		Group LTD Insurance	263.89	
122825	120482		Group LTD Insurance	145.17	
122825	120482		Group LTD Insurance	345.39	
122825	120482		Group LTD Insurance	10.78	
122825	120482		Group LTD Insurance	134.14	
122825	120482		Group LTD Insurance	48.65	
122825	120482		Group LTD Insurance	-24.05	
122825	120482		Group LTD Insurance	106.97	
122825	120482		Group LTD Insurance	32.71	
122825	120482		Group LTD Insurance	76.03	
			Line Amount Total	3,801.69	
<b>89825</b>	<b>02/17/22</b>	<b>V00255</b>	<b>Salt Water Salvage</b>	<b>2,000.00</b>	
122837	120496		M&R Docks-Dock Berth 3	1,000.00	
122838	120497		M&R Docks-Dock Berth 3	1,000.00	
			Line Amount Total	2,000.00	
<b>89826</b>	<b>02/17/22</b>	<b>V00256</b>	<b>Blueline Shop &amp; Copy Center</b>	<b>22.08</b>	
122781	120447		M&R TOE-Gantry Crane	2.76	

## Vendor Expenditure

Period: 02/01/22..02/28/22

Port Freeport

Friday, March 11, 2022

Page 17

FREEPORTMARY

Check No.	Check Date	Vendor No.	Vendor Name	Check Amount	
Invoice No.	PO No.	GL Account Name	Line Description	Line Amount	
122781	120447		M&R TOE-Gantry Crane	2.76	
122782	120448		M&R TOE-Gantry Crane	8.28	
122782	120448		M&R TOE-Gantry Crane	8.28	
			Line Amount Total	22.08	
<b>89827</b>	<b>02/17/22</b>	<b>V00291</b>	<b>Moore Supply</b>	<b>61.72</b>	
122797	120442		M&R Transit Shed-T.S. 1	61.72	
			Line Amount Total	61.72	
<b>89828</b>	<b>02/17/22</b>	<b>V00359</b>	<b>Foster Fence LTD</b>	<b>1,908.00</b>	
122820	119136		Emergency Recovery Efforts - Hurricane	1,908.00	
122820	119136		Furnish labor, materials, equipment & Insurance		
122820	119136		for Emergency repair for Fence due to Hurrican		
122820	119136		Nicholas		
122820	119136		Quote # 864743062		
			Line Amount Total	1,908.00	
<b>89829</b>	<b>02/17/22</b>	<b>V00398</b>	<b>City of Clute</b>	<b>1,100.00</b>	
122815	120382		Community Advisory Panel Meeting March 3. 2022		
122815	120382		Reservation Fee (\$200) & Deposit (\$350) 4-9pm	550.00	
122815	120382		Clean up Fee	300.00	
122815	120382		Event Set-up & Breakdown Fee	250.00	
122815	120382		Receipt No. 36315		
			Line Amount Total	1,100.00	
<b>89830</b>	<b>02/17/22</b>	<b>V00517</b>	<b>Covenant K9 Detection Services</b>	<b>3,150.00</b>	
122742	119365		Security Service Fees	3,150.00	
122742	119365		Day Rate for K9 Detection Services ( 6 hours / Day		
122742	119365		October 2021 - September 2022		
122742	119365		Board Approved 9/23/2021		
			Line Amount Total	3,150.00	
<b>89831</b>	<b>02/17/22</b>	<b>V00608</b>	<b>Economic Development Alliance for Brazoria Countv</b>	<b>8,000.00</b>	
122817	120462		Economic Development - EDA	666.66	
122817	120462		Economic Development - EDA	7,333.34	
			Line Amount Total	8,000.00	
<b>89832</b>	<b>02/17/22</b>	<b>V00660</b>	<b>PCG - Portal Crane</b>	<b>49,424.11</b>	
122832	116825		Catenary Sheave ZCHL500-Cb-1b		
122832	116825		M&R TOE-Gantry Crane	1,200.00	
122832	116825		M&R TOE-Gantry Crane	1,800.00	
122832	116825		Shaft TRSA04-2		
122832	116825		M&R TOE-Gantry Crane	322.50	
122832	116825		M&R TOE-Gantry Crane	322.50	
122832	116825		Trolley ZTHL900-C1b		
122832	116825		M&R TOE-Gantry Crane	5,445.00	
122832	116825		M&R TOE-Gantry Crane	3,630.00	
122832	116825		M&R TOE-Gantry Crane	456.00	
122832	116825		M&R TOE-Gantry Crane	456.00	
122832	116825		M&R TOE-Gantry Crane	661.19	
122832	116825		M&R TOE-Gantry Crane	661.18	
122833	118306		Elevator Motor-IP55 Insulation Class F P/N 160-LP		
122833	118306		M&R TOE-Gantry Crane	7,143.26	
122833	118306		M&R TOE-Gantry Crane	7,143.25	
122833	118306		Quote 21274-KK		
122852	120503		Catenary Sheave ZCHL500-Cb-1b		
122852	120503		M&R TOE-Gantry Crane	1,800.00	

## Vendor Expenditure

Period: 02/01/22..02/28/22

Port Freeport

Friday, March 11, 2022

Page 18

FREEPORTMARY

Check No.	Check Date	Vendor No.	Vendor Name	Check Amount	
Invoice No.	PO No.	GL Account Name	Line Description	Line Amount	
122852	120503		M&R TOE-Gantry Crane	1,200.00	
122852	120503		Main Hoist ZMHL950-C-1b		
122852	120503		M&R TOE-Gantry Crane	2,244.00	
122852	120503		M&R TOE-Gantry Crane	2,244.00	
122852	120503		Shaft TRSA04-2		
122852	120503		M&R TOE-Gantry Crane	302.25	
122852	120503		M&R TOE-Gantry Crane	302.25	
122852	120503		Trolley ZTHL900-C-1b		
122852	120503		M&R TOE-Gantry Crane	3,630.00	
122852	120503		M&R TOE-Gantry Crane	5,445.00	
122852	120503		M&R TOE-Gantry Crane	615.50	
122852	120503		M&R TOE-Gantry Crane	615.50	
122852	120503		M&R TOE-Gantry Crane	892.37	
122852	120503		M&R TOE-Gantry Crane	892.36	
			Line Amount Total	49,424.11	
<b>89833</b>	<b>02/17/22</b>	<b>V00663</b>	<b>B&amp;K Motor Parts, Inc</b>	<b>2,320.00</b>	
122768	120424		M&R Groundskeeping Equip Zero Turn 61" Mower	63.60	
122768	120424		M&R Vehicles-Ford Pick Up	233.59	
122768	120424		M&R TOE-Street Sweeper	155.44	
122768	120424		M&R Security Equipment-John Deere Gator	63.60	
122768	120424		Maint and Operations Supplies	128.37	
122768	120424		M&R Vehicles-Ford Expedition	56.16	
122768	120424		M&R TOE-135' JLG Man Lift	45.54	
122768	120424		Maint and Operations Supplies	118.86	
122768	120424		M&R Vehicles-Ford Expedition	65.90	
122768	120424		M&R Vehicles-Chevy Van	15.98	
122768	120424		M&R Vehicles-Ford Expedition	17.98	
122768	120424		M&R Vehicles-Ford Pick Up	28.88	
122768	120424		M&R Vehicles-Ford Truck	148.89	
122768	120424		M&R Security Equipment-Security Sign	529.00	
122768	120424		M&R TOE-Gantry Crane	84.58	
122768	120424		Maint and Operations Supplies	6.58	
122768	120424		Maint and Operations Supplies	183.90	
122768	120424		M&R TOE-General Terminal Ops Equip & Tools	343.66	
122768	120424		M&R TOE-Gantry Crane	29.49	
			Line Amount Total	2,320.00	
<b>89834</b>	<b>02/17/22</b>	<b>V00668</b>	<b>DARE Capital Partners, LLC</b>	<b>964.00</b>	
122786	120495		M&R Other-Mowing, Weed Control Etc	964.00	
			Line Amount Total	964.00	
<b>89835</b>	<b>02/17/22</b>	<b>V00809</b>	<b>Thomson Reuters Holdings Inc.</b>	<b>187.00</b>	
122853	118864		Subscriptions	187.00	
122853	118864		Monthly Feature Fee for CLEAR Investigation/		
122853	118864		Background Services for 1 Year		
122853	118864		October 2021 - September 2022		
			Line Amount Total	187.00	
<b>89836</b>	<b>02/17/22</b>	<b>V00820</b>	<b>ADT Commercial LLC</b>	<b>3,200.00</b>	
122811	120127		Badge Supplies	3,200.00	
122811	120127		HID 200X iCLASS Cards (100 Count)		
			Line Amount Total	3,200.00	
<b>89837</b>	<b>02/17/22</b>	<b>V00821</b>	<b>Summit Fire &amp; Security</b>	<b>4,710.98</b>	
122842	118040		FIRE SYSTEMS INSPECTIONS		

## Vendor Expenditure

Period: 02/01/22..02/28/22

Port Freeport

Friday, March 11, 2022

Page 19

FREEPORTMARY

Check No.	Check Date	Vendor No.	Vendor Name	Check Amount	
Invoice No.	PO No.	GL Account Name	Line Description	Line Amount	
122842	118040		M&R Bldgs-Security Bldg	225.00	
122842	118040		M&R Transit Shed-T.S. 3		
122842	118040		M&R Transit Shed-T.S. 1	225.00	
122842	118040		M&R Leased Facilities-24A (Chiquita)		
122842	118040		M&R Warehouse-Warehouse 52	225.00	
122842	118040		M&R Warehouse-Warehouse 51	225.00	
122842	118040		M&R Bldgs-Admin Bldg 1100 Cherry St	225.00	
122842	118040		M&R Terminal Facilities-Other		
122843	120490		M&R Warehouse-WH51 Sprinkler System	1,792.99	
122843	120490		M&R Transit Shed-T.S. Sprinkler System	1,792.99	
			Line Amount Total	4,710.98	
<b>89838</b>	<b>02/17/22</b>	<b>V00835</b>	<b>Cathodic Control Systems</b>	<b>14,760.00</b>	
122813	120138		M&R Transit Shed-T.S. Sprinkler System	14,760.00	
122813	120138		Install and Commission FW Tan Internal Anodes		
122813	120138		CCS Ref: P2022.21.12.72		
			Line Amount Total	14,760.00	
<b>89839</b>	<b>02/17/22</b>	<b>V00159</b>	<b>Principal Life Insurance-PLIC-SBD Grand Island</b>	<b>2,829.23</b>	
122835	120499		Group Dental Insurance	401.36	
122835	120499		Group Dental Insurance	246.13	
122835	120499		Group Dental Insurance	722.39	
122835	120499		Group Dental Insurance	12.99	
122835	120499		Group Dental Insurance	292.23	
122835	120499		Group Dental Insurance	67.03	
122835	120499		Group Dental Insurance	-59.93	
122835	120499		Group Dental Insurance	231.22	
122835	120499		Group Dental Insurance	123.26	
122835	120499		Group Dental Insurance	164.44	
122835	120499		Group Dental Insurance	93.00	
122835	120499		Other Receivables-Kresta	51.43	
122835	120499		Group Vision Insurance	79.74	
122835	120499		Group Vision Insurance	51.57	
122835	120499		Group Vision Insurance	149.12	
122835	120499		Group Vision Insurance	3.03	
122835	120499		Group Vision Insurance	61.23	
122835	120499		Group Vision Insurance	13.02	
122835	120499		Group Vision Insurance	-12.08	
122835	120499		Group Vision Insurance	48.32	
122835	120499		Group Vision Insurance	25.14	
122835	120499		Group Vision Insurance	33.43	
122835	120499		Group Vision Insurance	19.08	
122835	120499		Other Receivables-Kresta	12.08	
			Line Amount Total	2,829.23	
<b>89840</b>	<b>02/24/22</b>	<b>V00184</b>	<b>Dianna Kile</b>	<b>1,320.00</b>	
122865	120523		Contract Labor Expense	1,320.00	
			Line Amount Total	1,320.00	
<b>89841</b>	<b>02/24/22</b>	<b>V00107</b>	<b>HDR, Inc</b>	<b>148,189.96</b>	
122868	111067		FHIP Reach 2		
122868	111067		Engineering Services		
122868	111067		Project # 19-09		
122868	111067		Board Approved 6/13/2019		
122868	111067		Change Order 1		
122868	111067		FHIP Reach 2		

**Vendor Expenditure**

Period: 02/01/22..02/28/22

Port Freeport

Friday, March 11, 2022

Page 20

FREEPORTMARY

Check No.	Check Date	Vendor No.	Vendor Name	Check Amount	
Invoice No.	PO No.	GL Account Name	Line Description		Line Amount
122868	111067		Board Approved 9/12/2019		
122868	111067		Change Order 2		
122868	111067		FHIP Reach 2		1,189.96
122868	111067		Board Approved 3/25/2021		
122869	114861		FHIP Reach 1		147,000.00
122869	114861		FHIP - Reach 4		
122869	114861		Professional Services for the FHCIP Reach 1 & 4		
122869	114861		Project No. 20-06		
122869	114861		Board Approved 6/25/2020		
122869	114861		2019 GO Bond		
122869	114861		Other Accounts Payable (JE)		
			Line Amount Total		148,189.96
<b>89842</b>	<b>02/25/22</b>	<b>V00004</b>	<b>City of Freeport</b>	<b>17,886.41</b>	
122876	120530		Water & Gas		16,499.72
122877	120531		Water & Gas		187.23
122878	120532		Water & Gas		444.33
122879	120533		Water & Gas		613.59
122880	120534		Water & Gas		61.37
122881	120535		Water & Gas		80.17
			Line Amount Total		17,886.41
<b>89843</b>	<b>02/25/22</b>	<b>V00005</b>	<b>Phyllis Saathoff</b>	<b>136.75</b>	
122860	120515		Telephone		136.75
			Line Amount Total		136.75
<b>89844</b>	<b>02/25/22</b>	<b>V00012</b>	<b>FedEx</b>	<b>77.34</b>	
122888	120529		Postage and Freight		50.19
122888	120529		Postage and Freight		12.17
122712	120380		Postage and Freight		14.98
			Line Amount Total		77.34
<b>89845</b>	<b>02/25/22</b>	<b>V00015</b>	<b>Mike Wilson</b>	<b>255.86</b>	
122892	120538		Flexible Spending Emp Reimbursement		255.86
			Line Amount Total		255.86
<b>89846</b>	<b>02/25/22</b>	<b>V00021</b>	<b>Gulf Coast Paper Company</b>	<b>419.14</b>	
122793	120466		Office Supplies		17.74
122793	120466		Office Supplies		8.88
122793	120466		Office Supplies		2.22
122793	120466		Office Supplies		8.88
122793	120466		Office Supplies		8.88
122821	120505		Office Supplies		372.54
			Line Amount Total		419.14
<b>89847</b>	<b>02/25/22</b>	<b>V00023</b>	<b>Patrick's Enterprises, Inc.</b>	<b>144.00</b>	
122798	120457		Office Supplies		144.00
			Line Amount Total		144.00
<b>89848</b>	<b>02/25/22</b>	<b>V00032</b>	<b>Matheson Tri Gas</b>	<b>245.01</b>	
122827	120446		Maint and Operations Supplies		245.01
			Line Amount Total		245.01
<b>89849</b>	<b>02/25/22</b>	<b>V00044</b>	<b>Ready Refresh</b>	<b>210.78</b>	
122893	120528		Office Supplies		210.78
			Line Amount Total		210.78

## Vendor Expenditure

Period: 02/01/22..02/28/22

Port Freeport

Friday, March 11, 2022

Page 21

FREEPORTMARY

Check No.	Check Date	Vendor No.	Vendor Name	Check Amount	
Invoice No.	PO No.	GL Account Name	Line Description	Line Amount	
<b>89850 02/25/22</b>	<b>V00054</b>	<b>Summit Electric Supply</b>	<b>53.60</b>		
122862	120514		Maint and Operations Supplies	53.60	
			Line Amount Total	53.60	
<b>89851 02/25/22</b>	<b>V00070</b>	<b>Darlene Winkler</b>	<b>64.36</b>		
122864	120520		Community Events	26.33	
122864	120520		Community Event-TACFT	38.03	
			Line Amount Total	64.36	
<b>89852 02/25/22</b>	<b>V00084</b>	<b>Crain, Caton &amp; James</b>	<b>19,006.00</b>		
122884	120539		Legal Fees	14,056.00	
122885	120540		Legal Fees	1,350.00	
122886	120541		Legal Fees	3,600.00	
			Line Amount Total	19,006.00	
<b>89853 02/25/22</b>	<b>V00088</b>	<b>Blue Cross Blue Shield of Texas</b>	<b>66,515.59</b>		
122874	120526		Group Medical Insurance	11,416.85	
122874	120526		Group Medical Insurance	7,942.16	
122874	120526		Group Medical Insurance	23,826.48	
122874	120526		Group Medical Insurance	496.39	
122874	120526		Group Medical Insurance	6,949.39	
122874	120526		Group Medical Insurance	992.77	
122874	120526		Group Medical Insurance	-1,985.54	
122874	120526		Group Medical Insurance	5,956.62	
122874	120526		Group Medical Insurance	4,963.85	
122874	120526		Group Medical Insurance	1,985.54	
122874	120526		Group Medical Insurance	1,985.54	
122875	120527		Other Receivables	1,985.54	
			Line Amount Total	66,515.59	
<b>89854 02/25/22</b>	<b>V00090</b>	<b>Cordoba Law Firm, P.L.L.C.</b>	<b>2,140.74</b>		
122882	120542		Legal Fees	935.00	
122883	120543		Construction in Progress	1,205.74	
			Line Amount Total	2,140.74	
<b>89855 02/25/22</b>	<b>V00112</b>	<b>Tricia Vela</b>	<b>230.36</b>		
122895	120537		Telephone	75.00	
122895	120537		Community Events	101.42	
122895	120537		Automobile Expense	27.96	
122895	120537		Office Supplies	25.98	
			Line Amount Total	230.36	
<b>89856 02/25/22</b>	<b>V00119</b>	<b>JH Sanchez Holding Company</b>	<b>6,235.00</b>		
122822	116906		Janitorial Services February 2021-January 2022		
122822	116906		M&R Bldgs-Admin Bldg 1100 Cherry St	2,723.00	
122822	116906		M&R Bldgs-Security Bldg	454.45	
122822	116906		M&R Bldgs-Operations Bldg	629.45	
122822	116906		M&R Bldgs-Buildings VT Berth 7-Restrooms	948.60	
122822	116906		M&R Bldgs-Buildings VT Berth 7-Breakroom	202.00	
122822	116906		M&R Transit Shed-T.S. 3	91.50	
122822	116906		M&R Bldgs-Maintenance Bldg	110.00	
122822	116906		M&R Bldgs-Security Bldg-Customs Office Bldg	1,076.00	
122822	116906		2nd Year of 3 Year Contract Feb 2021-Jan 2022		
122822	116906		Board Approved 1/23/2020		
			Line Amount Total	6,235.00	

**Vendor Expenditure**

Period: 02/01/22..02/28/22

Port Freeport

Friday, March 11, 2022

Page 22

FREEPORTMARY

Check No.	Check Date	Vendor No.	Vendor Name	Check Amount	
	Invoice No.	PO No.	GL Account Name	Line Description	Line Amount
<b>89857</b>	<b>02/25/22</b>	<b>V00125</b>	<b>AT&amp;T:979-230-9161</b>	<b>754-5</b>	<b>427.70</b>
	122857	120513		Telephone	46.32
	122857	120513		Telephone	46.32
	122857	120513		Telephone	335.06
				Line Amount Total	427.70
<b>89858</b>	<b>02/25/22</b>	<b>V00144</b>	<b>Naylor, LLC</b>		<b>2,869.00</b>
	122870	119912		Industry Advertising	
	122870	119912		AAPA 2022 - Ad Size Top Leaderboard 12 Months	
	122870	119912		Industry Advertising	2,869.00
	122870	119912		AAPA 2022 Insertion Print Q1 & Q3	
	122870	119912		Buyers Guide	
	122870	119912		Online directory/ Buyers Guide	
	122870	119912		Contract# MC-218064	
				Line Amount Total	2,869.00
<b>89859</b>	<b>02/25/22</b>	<b>V00147</b>	<b>Greater Angleton Chamber of Commerce</b>		<b>30.00</b>
	122896	120547		Community Events	30.00
				Line Amount Total	30.00
<b>89860</b>	<b>02/25/22</b>	<b>V00149</b>	<b>Brazoria Chamber of Commerce</b>		<b>300.00</b>
	122858	120522		Community Advertising	300.00
				Line Amount Total	300.00
<b>89861</b>	<b>02/25/22</b>	<b>V00166</b>	<b>Van Scoyoc Associates</b>		<b>11,016.38</b>
	122872	115717		Consultant Fees - Other	11,000.00
	122872	115717		Govt. Liaison Service Agreement Oct.2020-Sept 2023	
	122872	115717		Consultant Fees - Other	16.38
	122872	115717		Expenses Incurred-Not to exceed \$8K over course of	
	122872	115717		3yrs contract-CA 10/8/2020	
				Line Amount Total	11,016.38
<b>89862</b>	<b>02/25/22</b>	<b>V00189</b>	<b>Energia Resources, Inc.</b>		<b>187.15</b>
	122789	120472		M&R Groundskeeping Equipment-5510 John Deere	29.15
	122818	120504		M&R TOE-Gantry Crane	79.00
	122818	120504		M&R TOE-Gantry Crane	79.00
				Line Amount Total	187.15
<b>89863</b>	<b>02/25/22</b>	<b>V00201</b>	<b>CDW Government</b>		<b>367.67</b>
	122814	120483		M&R Security Equipment-Other	367.67
				Line Amount Total	367.67
<b>89864</b>	<b>02/25/22</b>	<b>V00207</b>	<b>ABC, Inc.</b>		<b>30.00</b>
	122856	120521		Community Events	30.00
				Line Amount Total	30.00
<b>89865</b>	<b>02/25/22</b>	<b>V00214</b>	<b>McFarland PLLC</b>		<b>19,173.63</b>
	122890	120544		Construction in Progress	16,156.25
	122890	120544		Construction in Progress	2,567.38
	122891	120545		Legal Fees	450.00
				Line Amount Total	19,173.63
<b>89866</b>	<b>02/25/22</b>	<b>V00228</b>	<b>Department of Information Resources</b>		<b>171.15</b>
	122887	120524		Telephone	33.39
	122887	120524		Telephone	16.70
	122887	120524		Telephone	66.75
	122887	120524		Telephone	4.18
	122887	120524		Telephone	16.72

## Vendor Expenditure

Period: 02/01/22..02/28/22

Port Freeport

Friday, March 11, 2022

Page 23

FREEPORTMARY

Check No.	Check Date	Vendor No.	Vendor Name	Check Amount	
Invoice No.	PO No.	GL Account Name	Line Description	Line Amount	
122887	120524		Telephone	4.18	
122887	120524		Telephone	4.18	
122887	120524		Telephone	8.35	
122887	120524		Telephone	16.70	
			Line Amount Total	171.15	
<b>89867</b>	<b>02/25/22</b>	<b>V00403</b>	<b>Jennifer Barrera</b>	<b>200.00</b>	
122859	120516		Flexible Spending Emp Reimbursement	200.00	
			Line Amount Total	200.00	
<b>89868</b>	<b>02/25/22</b>	<b>V00531</b>	<b>Rob Lowe</b>	<b>670.12</b>	
122897	120546		Construction in Progress	670.12	
			Line Amount Total	670.12	
<b>89869</b>	<b>02/25/22</b>	<b>V00569</b>	<b>El Toro Mexican Restaurant</b>	<b>1,424.41</b>	
122867	120507		Community Advisory Panel Meeting March 8, 2022		
122867	120507		Individually Boxed Fajita Combo Meals with	1,325.22	
122867	120507		tortillas, rice, and beans		
122867	120507		Individually Boxed Fajita Chicken Combo with	29.98	
122867	120507		tortillas, rice and beans		
122867	120507		Pico, Guacamole, Shredded Cheese, Sour Cream,		
122867	120507		Chips and Salsa		
122867	120507		Dinner Utencils		
122867	120507		Set/up, Packaing Fee (\$54.21) & Delivery Fee	69.21	
122867	120507		(\$15.00)		
			Line Amount Total	1,424.41	
<b>89870</b>	<b>02/25/22</b>	<b>V00737</b>	<b>FordAV</b>	<b>13,679.00</b>	
122819	119266		E-SOC Station & Command Console	8,685.00	
122819	119266		Two Head Articulating LCD Pole Mounts	2,344.00	
122819	119266		Dual Articulating LCD Mount	650.00	
122819	119266		LED Desk Lamp w/ Mounting Bracket	750.00	
122819	119266		Freight	1,250.00	
122819	119266		Assembly		
122819	119266		Proposal No. RJ255759		
			Line Amount Total	13,679.00	
<b>89871</b>	<b>02/25/22</b>	<b>V00770</b>	<b>UniFirst Holdings Inc.</b>	<b>126.04</b>	
122846	117829		Annual Contract - Ops Employees uniforms, mats		
122846	117829		towels, soap etc.		
122846	117829		Maint and Operations Supplies	49.19	
122846	117829		Other Receivables	13.83	
122846	117829		M&R Bldgs-Operations Bldg		
122846	117829		Annual Contract - EOC mats, soap etc.		
122846	117829		M&R Bldgs-Security Bldg		
122846	117829		Annual Contract - Admin mats, soap etc.		
122846	117829		M&R Bldgs-Admin Bldg 1100 Cherry St		
122846	117829		3Year Agreement Effective June 2021 - May 2023		
122846	117829		2% Annual Increase based on BuyBoard - No auto		
122846	117829		renewal after the end of Year 3		
122846	117829		Year 1 of 3 Year Agreement June 2021 - May 2022		
122871	117829		Annual Contract - Ops Employees uniforms, mats		
122871	117829		towels, soap etc.		
122871	117829		Maint and Operations Supplies	49.19	
122871	117829		Other Receivables	13.83	
122871	117829		M&R Bldgs-Operations Bldg		

**Vendor Expenditure**

Period: 02/01/22..02/28/22

Port Freeport

Friday, March 11, 2022

Page 24

FREEPORTMARY

Check No.	Check Date	Vendor No.	Vendor Name	Check Amount	
Invoice No.	PO No.	GL Account Name	Line Description		Line Amount
122871		117829	Annual Contract - EOC mats, soap etc.		
122871		117829	M&R Bldgs-Security Bldg		
122871		117829	Annual Contract - Admin mats, soap etc.		
122871		117829	M&R Bldgs-Admin Bldg 1100 Cherry St		
122871		117829	3Year Aggreement Effective June 2021 - May 2023		
122871		117829	2% Annual Increase based on BuyBoard - No auto		
122871		117829	renewal after the end of Year 3		
122871		117829	Year 1 of 3 Year Agreement June 2021 - May 2022		
			Line Amount Total		126.04
<b>89872</b>	<b>02/25/22</b>	<b>V00777</b>	<b>McGuireWoods Consulting, LLC</b>	<b>5,000.00</b>	
122851		119932	Consultant Fees - Other		5,000.00
122851		119932	Strategic Communications & Media Relations Consult		
122851		119932	Development for monthly flat fee plus additional		
122851		119932	Fees for advertstising to be include separate		
122851		119932	30 days written notice to terminate		
			Line Amount Total		5,000.00
<b>89873</b>	<b>02/25/22</b>	<b>V00833</b>	<b>M &amp; J Environmental Services LLC</b>	<b>419.00</b>	
122826		119313	Disinfectant Treatment for Admin-5,000 sq ft (77%)		322.63
122826		119313	Disinfectant Teatment for EOC - 1,500 sq ft (23%)		96.37
			Line Amount Total		419.00
<b>89874</b>	<b>02/25/22</b>	<b>V00062</b>	<b>AT&amp;T Mobility</b>	<b>483.64</b>	
122873		120525	Telephone		97.86
122873		120525	Telephone		198.94
122873		120525	Telephone		98.97
122873		120525	Telephone		87.87
			Line Amount Total		483.64
			<b>Texas Gulf Bank Accounts Payable</b>	<b>3,875,956.32</b>	



1100 CHERRY ST. • FREEPORT, TX 77541  
(979) 233-2667 • 1 (800) 362-5743 • FAX: (979) 373-0023  
WWW.PORTFREEPORT.COM

**TO:** Executive Director/CEO  
Port Commissioners  
Legal Counsel

**FROM:** Director of Business and Economic Development

**DATE:** March 24, 2022

**SUBJECT:** Texas A&M Transportation Institute (“TTI”) – Economic Impact Study (“EIS”)

---

Enclosed please find a Statement of Work for a total cost of **\$66,500.00** from TTI to perform an EIS for Port Freeport.

The last EIS was performed by TTI in 2019 and was based on the previous years’ data.

It is time to get a fresh look at Port Freeport’s Economic Impacts and this study will produce both statewide and nationwide impact data for our use.

Staff recommends engaging Texas A&M Transportation Institute to perform the statement of work for an Economic Impact Study as presented in an amount not to exceed \$66,500 and approving the Executive Director & CEO of Port Freeport to execute any agreement associated thereto.

[PORT COMMISSION](#)

JOHN HOSS, CHAIRMAN; RUDY SANTOS, VICE CHAIRMAN; DAN CROFT, SECRETARY; ROB GIESECKE, ASST. SECRETARY.  
RAVI K. SINGHANIA, COMMISSIONER; SHANE PIRTLE, COMMISSIONER; PHYLLIS SAATHOFF, EXECUTIVE DIRECTOR/CEO

## STATEMENT OF WORK

### Study on the Economic Impact of Port Operations

#### Objective

The objective of this research is to estimate the total annual economic impact of the operation of Port Freeport. For the purposes of this study, facilities included in the analysis consist of those owned and operated by the Port as well as those leased to others (e.g., Freeport LNG, et al.) To the extent possible (pending data availability), facilities owned and operated by Dow, Phillips and BASF will be included in the study as well. The economic impacts to be estimated include primary and secondary effect of the port's operations on employment, income and tax revenues in addition to total economic impact across the county. For the purpose of this analysis the impact area will specifically include Brazoria and adjacent coastal counties. The statewide impact of the port will also be estimated.

#### Description of Research Process

##### Task 1. Data Acquisition

In order to perform the analysis described, TTI will construct an inquiry to be distributed by Port Freeport to the local port facilities both public and private. The survey will request the following data:

- Number of employees by location
- Total payroll by location
- Annual expenditures in the impact area by type (excluding payroll) by Port Freeport
- Characteristics of port activity (number of incoming and outgoing vessels, commodities that are moved through the port and their tonnage, length of vessel stay in port or queue, and mode cargo is shifted to or from at port)

##### Task 2. Data Analysis

###### *Task 2.1 Estimate Economic Impact*

Economic impacts will be analyzed at the county, state, and national level. IMPLAN, an input-output model that uses regional social accounting matrices to track the flow of goods and services in an economy, will be used to conduct an economic impact analysis of Port Freeport operations. To ensure consistency and accuracy, the IMPLAN results will be compared to outputs from an Input-Output economic model maintained at the Texas A&M Transportation Institute (TTI). Using both Input-Output Models enables researchers to conduct a more robust economic development impact evaluation and analysis of transportation investments.

Both models will use the employment, wage, and expenditure data provided by Port Freeport to calculate the direct and indirect impact of Port operations.

Wherever possible, the economic and tax impacts will be segregated between those associated with Port Freeport and those associated with private companies who utilize the port. An impact summary table similar to that shown below will be prepared for the sum of activities related to

port-owned facilities and those private entities utilizing the port. Economic impacts will be presented at the county, state, and national level.

*Table 1. Sample Results Table*

Impact Type	Employment	Labor Income (in \$Billions)	Total Value Added (in \$Billions)	Output (in \$Billions)
Direct effect	XX,XXX	\$X.X	\$XX.X	\$XX.X
Indirect effect	XX,XXX	\$X.X	\$X.X	\$XX.X
Induced effect	XX,XXX	\$X.X	\$X.X	\$X.X
Total effect	XX,XXX	\$X.X	\$XX.X	\$XX.X

### *Task 2.2 Strategic Opportunities*

The research team will describe the developable land at the port and discuss potential future development activities. Future developments could include business opportunities as well as transportation growth and/or access in the area.

### Task 3. Produce Draft Report

The TTI economic analysis team will meet with representatives of Port Freeport to discuss the preliminary results of the analysis. TTI will, wherever possible, incorporate the project sponsor's comments into the report.

It is anticipated that the organization of the report will take the following form with sections of the report devoted to each of the topics listed below:

- Executive Summary
- Introduction
  - Purpose of the Study
  - Texas Ports Overview
  - Port Freeport Overview and History
    - Discussion of modes including marine vessels, rail, pipelines, and truck
  - The Role of Texas Ports in the Supply Chain
- Methodology
- Results of the Analysis
  - Employment
  - Income
  - Economic Impact Economy Wide
  - Tax Effects
- Strategic Opportunities

### Task 4. Produce Final Report

The TTI analysis team will provide a final report six months after the project has commenced. One unbound copy, 10 bound copies, and one electronic copy of the report will be provided.

**Schedule**

The final report shall be delivered no later than 6 months from date of contract.

**Cost**

The total cost of the project including labor, fringe benefits, travel, materials, supplies and overhead is \$66,500.

## **RESOLUTION**

At a Regular Meeting of the Port Commission of Port Freeport held at the office of said Port at 1100 Cherry, Freeport, Texas on the 24<sup>th</sup> of March, 2022, among other business came on to be considered the following resolution, which was upon motion duly made and seconded, adopted by vote of all Commissioners present, which resolution is as follows:

### **FINDINGS**

1. Due and proper notice of the date, time, place, and purpose of this meeting has been duly given in accordance with the provisions of the Texas Open Meetings Act, and such meeting has been conducted in accordance with said Open Meetings Act.
2. Section 62.122 of the Texas Water Code provides that the disposition of salvage or surplus personal property shall be in the same manner as a commissioner's court of a county under Subchapter D, Chapter 263 of the Texas Local Government Code.
3. The Commission finds that the property set forth in Exhibit "A", which is hereby incorporated by reference, is found to be salvage or surplus personal property, no longer needed for Port purposes, and should be disposed of as follows:
  - a. Sold to the highest bidder by competitive bid or auction, after notice in a newspaper after the 30th day but before the 10th day before the date of sale; or
  - b. offer the property as trade in for new property of the same general type; or
  - c. If no bids are received, it may be destroyed or disposed because it is worthless; or
  - d. donated to a civic or charitable organization in Brazoria County, it would likely receive no bids or the expenses of sale would be greater than the bid price, and the donation serves a public purpose, and the charitable organization will incur the expenses for transportation or disposal.

NOW THEREFORE, BE IT RESOLVED that the property set forth in Exhibit "A" and attached hereto is surplus property and shall be disposed of in any one of the following manners and as permitted by law:

- a. Sold to the highest bidder by competitive bid or auction, after notice in a newspaper after the 30th day but before the 10th day before the date of sale; or
- b. offer the property as trade in for new property of the same general type; or
- c. If no bids are received, it may be destroyed or disposed because it is worthless; or
- d. donated to a civic or charitable organization in Brazoria County, it would likely receive no bids or the expenses of sale would be greater than the bid price, and the donation serves a public purpose, and the charitable organization will incur the expenses for transportation or disposal.

Exhibit A

Operations Equipment ( intent is to sell to highest bidder, but Port will have right to reject or used as a trade in if purchasing replacement):

Year	Equip Id	Description	Serial	Note
1999	PF01	Yard Truck	22599547	
1999	PF02	Yard Truck	21699547	
2000	PF29	Yard Truck	11727	
1996	#3	Hyster 1050 Container Handler	D117E01502T	105,000 #
1994	#4	Daewoo	06-00250	5000#
1979	#8	Caterpillar	13V-01827	15,000#
1992	#12	Hyster 440	1502N	44,000#
1997	#23	Yale	E177B15437V	6000#
1997	#24	Yale	E177B15428V	6000#
1973	#26	Caterpillar	14N-1017	5000#
2001	#33	Yale CLC080L	B818N02404Y	7400#
2004	#39	Golf Cart-Electric EZGO	2200339	
2004	#40	Golf Cart-Electric EZGO	2207055	
2005	#48	Golf Cart-Electric EZGO	2403094	
2010	#62	Golf Cart-Electric EZGO	2730980	
2010	#63	Golf Cart-Electric EZGO	2730981	
2013	#65	Golf Cart-Electric EZGO	3020386	
unknown	#34	United Tow Tractor SM340F	16395	
2005	#53	Explorer Trailer T265	309166	
4 each		Cascade Paper Roll Clamps		
1 each		Cascade Pallet Handlers		

## RESOLUTION APPROVING SALE OF PROPERTY HELD IN TRUST

At a regular meeting of the Port Commission of Port Freeport held at the office of Port Freeport at 1100 Cherry Street, Freeport, Texas, on the 24<sup>th</sup> day of March, 2022, among other business came on to be considered the following resolution, which, upon motion duly made and seconded, was adopted by vote of all Commissioners present:

### FINDINGS

1. Due and proper notice of the date, time, place and purpose of this meeting has been duly given in accordance with the provisions of the Texas Open Meetings Act, and such meeting has been conducted in accordance with said Open Meetings Act.

2. The County of Brazoria, State of Texas, has heretofore instituted tax suits and has been awarded tax judgments relative to the hereinafter described tracts and parcels of land, where, in each instance, as a result of delinquent tax sales, the high bid was less than the amount of taxes owing on each respective parcel. Each such parcel was bid off to Brazoria County for the amount of judgment against each respective parcel and each such parcel of property is held in trust due to delinquent tax foreclosure.

3. The Property Resale Committee of Brazoria County has advertised for, received, and opened sealed bids on each said parcel of property held in trust and determined that in each instance, the high bid is less than the amount of taxes owing on each respective parcel. The account number, legal description, entity holding in trust, appraised value, opening bid and amount bid for each respective parcel, are described in Exhibit "A" attached hereto.

4. The Property Resale Committee of Brazoria County has requested that Port Freeport approve the sale amount of each respective item of property as described in Exhibit "A" attached hereto, in accordance with Section 34.05 of the Property Tax Code of the State of Texas, and that Port Freeport join in the conveyances to respective high bidders to evidence Port Freeport's consent to each such sale.

### RESOLUTION

NOW, THEREFORE, BE IT RESOLVED that Port Freeport hereby consents to the acceptance of the high bid as to each respective parcel as described in Exhibit "A" attached hereto and the conveyance of each respective parcel to each respective high bidder; and that Port Freeport accept its pro rata share of the proceeds; and

BE IT FURTHER RESOLVED, that the Chairman of the Port Commission be, and he is hereby authorized to join in the conveyance to each respective high bidder of each respective parcel to evidence Port Freeport's consent to each respective sale for less than the amount of taxes owing.

Mar 24, 2022 Resolution  
Exhibit A - Resale Offers

Account Number	Legal Description	In Trust To	Adjudged Value	Required Opening Bid	Amount Bid
7501-0245-000	Shadow Bend (A0102 E P Myrick) BLK 4 LOT 29 (CAUSE NO 9575135) ACRES 0.209	DANBURY ISD	\$800.00	\$1,968.21	\$400.00
Totals			\$800.00	\$1,968.21	\$400.00



## Brazoria County Tax Office

**KRISTIN R. BULANEK**

TAX ASSESSOR-COLLECTOR

111 E. Locust  
Angleton, Texas 77515

979.864.1320  
FAX 979.864.1346

Thursday, February 24, 2022

Port Freeport  
Attn: Rob Lowe  
1100 Cherry St.  
Freeport, TX. 77541

Re: Account No. 7501-0245-000

Dear Mr. Lowe:

The Property Tax Resale Committee of Brazoria County has received an offer on the above-referenced account held in trust. Included with this letter is the property information.

The Tax Resale Committee has agreed to accept the offer, please present this offer to your governing body for approval.

Once approved, please notify the Brazoria County Tax Office and include the account number and a copy of the minutes.

If you have any questions, please do not hesitate to contact me at 979-864-1634.

Sincerely,

Betreace McFatter

## *Resale Meeting of February 22, 2022*

[illegible]

## ONLY APPROVE ACCOUNT(S) IN YOUR DISTRICT

### Tax Resale Property Information

RESALE MEETING OF:

February 22, 2022

**Legal Description:** SHADOW BEND (A0102 E P MYRICK) BLK 4  
LOT 29 (CAUSE NO 9575135)

**Physical Address:** BAYOU DR CR 848

**Account Number:** 7501-0245-000

**In Trust To:** DANBURY ISD

**Adjudged Value:** \$800.00

**Minimum Bid at Sale:** \$1,968.21

**Offer:** \$400.00

**Offer made by:** GLENDA BADGET

**Sheriff's Deed Filed:** 8/19/2003

**Redemption Expiration:** 2/19/2004

**Post Judgment Taxes:** \$141.54

**Post Judgment Years:** 1995-2003

**City weed/demo liens:** UNKNOWN

**Land Value: (Current)** \$2,500.00

**Improvement Value:(Current)** \$0.00

**Previous Owner:** THOMAS DELL LUHA

**Precinct:** 1

**School District:** DANBURY ISD

<b>Vote:</b>	<b>AYE</b>	<b>NAY</b>
K. Bulanek	x	
K. Stewart	x	
Judge Sebesta	x	
D. Payne	x	
Civil Div. Rep.	x	

**Notes:** PBFCM representative present

## BID ANALYSIS

<b>Cause Number:</b>	95T5135	<b>Account Number:</b>	7501-0245-000
<b>Offer Amount:</b>	\$400.00	<b>Value \$:</b>	\$2,500.00
<b>Person Offering:</b>	GLEND A BADGET	<b>Adjudged Value\$:</b>	\$800.00

### Judgement Information

Taxing Entity	Tax Years	Amount Due
BC	1986-1994	\$149.68
BCED	1986-1994	\$0.00
Danbury ISD	1986-1994	\$250.32
Angleton-Danbury Hospital District	1986-1994	\$0.00
BRHND	1986-1994	\$0.00
BCES #3	1986-1994	\$0.00
BDD #8	1986-1994	\$0.00
		\$400.00

### Costs

Court Costs	\$0.00	Sheriff Fee's	\$0.00
Publication Fee's	\$0.00	Research Fee's	\$0.00
Ad Litem	\$0.00	Recording Fee's	
Liens		Certified Mail	
Cost of Deed		Deed File Date	
<b>Total</b>		<b>\$0.00</b>	

### Post Judgement Information

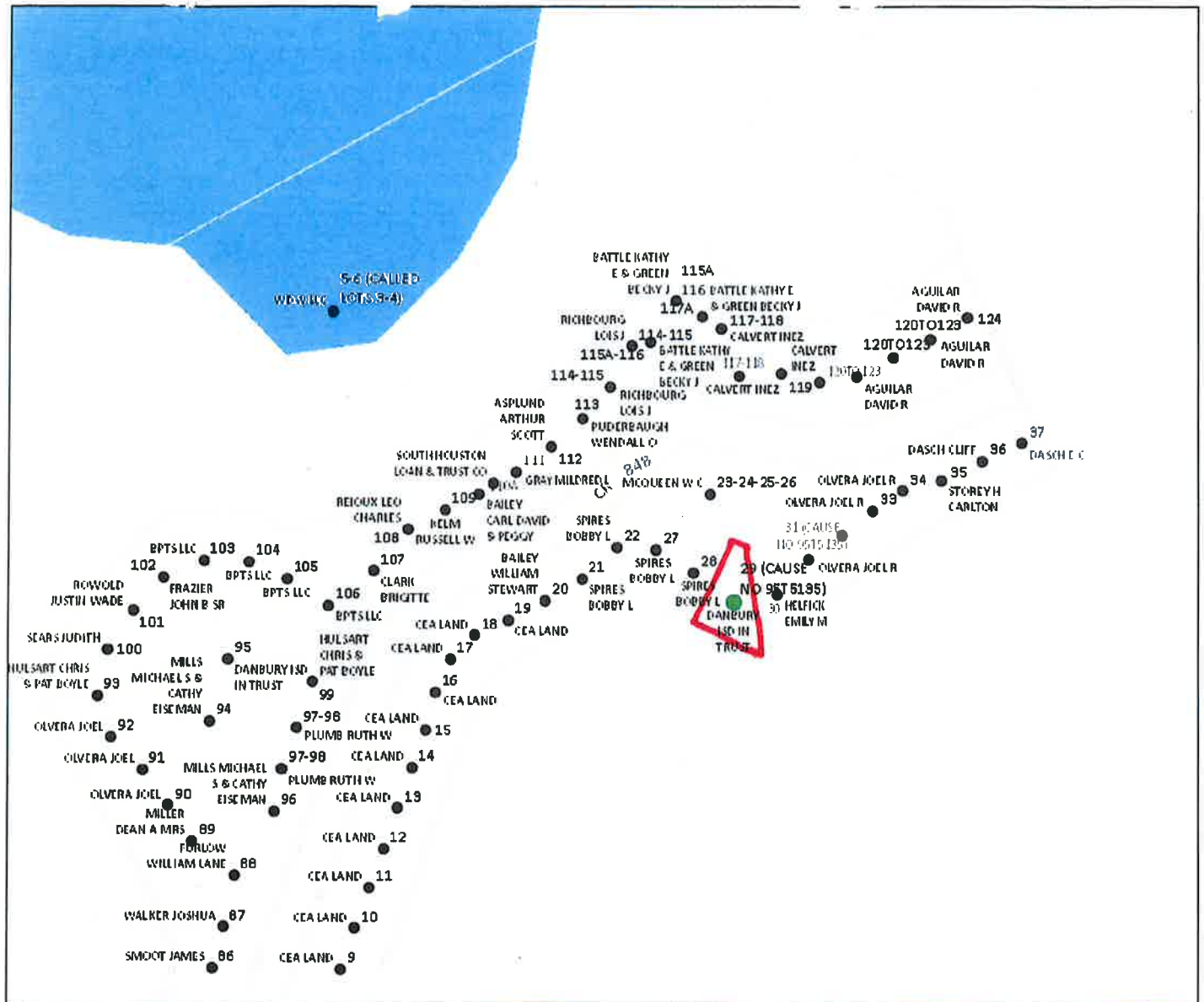
Taxing Entity	Tax Year's	
BC	1995-2003	\$21.35
BCED	1995-2003	\$0.00
Danbury ISD	1995-2003	\$86.37
Angleton-Danbury Hospital District	1995-2003	\$11.13
Brazosport ISD	1995-2003	\$3.61
BCES #3	1995-2003	\$0.00
BDD #8	1995-2003	\$19.08
<b>Post Judgment Total</b>		<b>\$141.54</b>

Proposed Distribution

Offer Amount	Costs
\$400.00	\$0.00

<b>Net to Distribute \$</b>	<b>\$400.00</b>
-----------------------------	-----------------

BC	37.42%	149.68
BCED	100.00%	400.00
Danbury ISD	0.00%	0.00
Angleton-Danbury Hospital District	0.00%	0.00
Brazosport ISD	0.00%	0.00
BCES #3	0.00%	0.00
BDD #8	0.00%	0.00



1 Property with Geographic ID matching "75010245000"

SHADOW BEND (A0102 E P MYRICK) BLK 4 LOT 29 (CAUSE NO 95T5135)

Property ID 246618

Geo ID 7501-0245-000

Owned by DANBURY ISD IN TRUST

Address BAYOU DR CR 848

[Full Details](#)



1 Property with Geographic ID matching "75010245000"

SHADOW BEND (A0102 E P MYRICK) BLK 4 LOT 29 (CAUSE NO 95T5135)

Property ID 246618

Geo ID 7501-0245-000

Owned by DANBURY ISD IN TRUST

Address BAYOU DR CR 848

[Full Details](#)

**7501-0245-000 PCT. 1**



10/24/2020