

**AGENDA**

**Port Freeport  
Port Commission  
Regular Meeting  
Thursday, January 27, 2022, 1:00 pm - 5:00 pm  
In Person & Videoconference - Administration Building - 1100 Cherry Street - Freeport**

The meeting will be conducted pursuant to Section 551.127 of the Texas Government Code titled "Videoconference Call." A quorum of the Port Commission, including the presiding officer, will be present at the Commissioner Meeting Room located at 1100 Cherry Street, Freeport, Texas. The public will be permitted to attend the meeting in person or by videoconference.

Public comment will be available at the beginning of the meeting during the agenda item devoted to public comment. Public comment may be communicated in person or by videoconference, but in either event public comment will be limited to 5 minutes per participant and must be communicated verbally. Following public comment, the public will not be permitted to communicate with the Port Commission.

This meeting agenda and agenda packet is posted online at [www.portfreeport.com](http://www.portfreeport.com)

The videoconference is available online as follows:

Join Zoom Meeting

<https://us02web.zoom.us/j/84888814006?pwd=VmdvaVRXKzdDaVhzbkMyeHBZNEpHQT09>

Meeting ID: 848 8881 4006

Passcode: 893144

Dial by your location

1 346 248 7799 US (Houston)

1 301 715 8592 US (Washington DC)

Meeting ID: 848 8881 4006

Find your local number: <https://us02web.zoom.us/j/84888814006>

1. CONVENE OPEN SESSION in accordance with Texas Government Code Section 551.001, et. seq., to review and consider the following:
2. Invocation.
3. Pledge of Allegiance: U.S. Flag & Texas Flag
4. Roll Call.
5. Call to identify and discuss any conflicts of interest that may lead to a Commissioner abstaining from voting on any posted agenda item.
6. Public Comment. (Public Comment. (Public comment will be limited to 5 minutes per participant and can be completed in person or by videoconference)
7. Approval of minutes from the Regular Meeting held January 13, 2022.
8. Receive update from federal consultants Van Scoyoc Associates.
9. Receive reports from Executive Staff on activities and matters related to COVID-19 health safety matters, administrative affairs, financial results, facility engineering matters, operations and vessel activity, port safety matters, port security matters, Port tenant updates, USCOE, and other related port affairs.
  - A. Executive Director/CEO
  - B. Chief Financial Officer

- C. Director of Engineering
  - D. Director of Operations
  - E. Director of Business & Economic Development
10. Receive report from Commissioners on matters related to:
    - A. January 13 and 27 Finance Advisory Committee
    - B. January 27 OSS Advisory Committee
    - C. Port Commission related meetings or conferences, Port presentations and other Port related matters.
  11. Approval of financial reports presented for the period ending December 31, 2021.
  12. Approval of a Perpetual Easement to the United States of America for Reach 2 of the Freeport Harbor Channel Improvement Project.
  13. Approval of a Letter of No Objection to the USACE for Kirby Inland Marine's 408 permit application for barge fleeting area along the Upper Stauffer Channel.
  14. EXECUTIVE SESSION in accordance with Subchapter D of the Open Meetings Act, Texas Government Code Section 551.001, et. seq., to review and consider the following:
    - A. Under authority of Section 551.071 (Consultation with Attorney):
      1. Consultation with attorney to seek or receive attorney's advice on pending or contemplated litigation.
      2. Consultation with attorney to seek or receive attorney's advice on legal matters that are not related to litigation.
    - B. Under authority of Section 551.072 (Deliberation of Real Property Matters) for discussion regarding:
      1. The potential exchange, lease, or value of real property located in Freeport, Texas, including but not limited to the area known as the East End of Freeport and bordered by or adjacent to the following streets: FM 1495; East 2nd Street; Terminal Street and East 8th Street in Freeport, Texas.
      2. The potential purchase, exchange, lease or value of real property located at Port Freeport, including but not limited to the real property located at and contiguous to Berths 1, 2, 5 and 7.
      3. The potential exchange, lease, or value of real property located at Port Freeport, including but not limited to Parcel 14 and property on Quintana Island.
    - C. Under authority of Section 551.074 (Deliberation of Personnel Matters) for discussion regarding:
      1. Discussion regarding the appointment, employment, evaluation, reassignment, duties of a public officer or employee, including but not limited to: Executive Director/CEO.
  15. RECONVENE OPEN SESSION for review and consideration:
  16. Approval of task order with WSP USA Inc. for USACE Flood Wall Alignment Review.
  17. Approval of amendment to Crane Repair Agreement with ZPMC NAEast Coast, Inc. to provide for payment of standby time as provided in proposal.
  18. Adjourn.

***The Port Commission does not anticipate going into a closed session under Chapter 551 of the Texas Government Code at this meeting for any other items on the agenda, however, if necessary, the Port Commission may go into a closed session as permitted by law regarding any item on the agenda.***

With this posted notice, Port Commissioners have been provided certain background information on the above listed agenda items. Copies of this information can be obtained by the public at the Port Administrative offices at 1100 Cherry Street, Freeport, TX.



---

Phyllis Saathoff, Executive Director/CEO  
**PORT FREEPORT**

# Minutes of Port Commission Regular Meeting

## January 13, 2022

### In Person & Videoconference

A Regular Meeting of the Port Commission of Port Freeport was held January 13, 2022, beginning at 1:00 PM at the Administration Building, 1100 Cherry Street, Freeport, Texas.

Commissioner Hoss noted the following information that was included on the posted agenda.

This meeting may be attended virtually or in person.

The meeting will be conducted pursuant to Section 551.127 of the Texas Government Code titled "Videoconference Call." The quorum of the Port Commission will be located at the Commissioner Meeting Room located at 1100 Cherry Street, Freeport, Texas ("Meeting Location"). The Port Commission intends to have a quorum at the Meeting Location. The presiding Commissioner of this meeting will be physically present at the Meeting Location. The public will be permitted to physically attend the meeting at the Meeting Location.

Public comment will be available at the beginning of the meeting during the agenda item devoted to public comment. Public comment may be communicated virtually and in person, but in either will be limited to 5 minutes per participant and must be communicated verbally. Following public comment, the public will not be permitted to communicate with the Port Commission.

This meeting agenda and agenda packet is posted online at [www.portfreeport.com](http://www.portfreeport.com)

The videoconference is available online as follows:

Join Zoom Meeting

<https://us02web.zoom.us/j/85271673038?pwd=Q2QvQktGcHlwd2lzaZNuWXhkaFBuZz09>

Meeting ID: 852 7167 3038

Passcode: 465597

Dial by your location

- +1 346 248 7799 US (Houston)
- +1 253 215 8782 US (Tacoma)
- +1 669 900 9128 US (San Jose)
- +1 312 626 6799 US (Chicago)
- +1 646 558 8656 US (New York)
- +1 301 715 8592 US (Washington DC)

Meeting ID: 852 7167 3038

Find your local number: <https://us02web.zoom.us/u/kiv9PIZwp>

Commissioners present in person:

Mr. John Hoss, Chairman  
Mr. Dan Croft, Secretary  
Mr. Rob Giesecke, Asst. Secretary  
Mr. Ravi Singhania, Commissioner  
Mr. Shane Pirtle, Commissioner

Commissioners present virtually:

Mr. Rudy Santos, Vice Chairman

Staff Members Present:

Mr. Peter Nemeth, Interim Legal Counsel  
Ms. Phyllis Saathoff, Executive Director/CEO  
Mr. Rob Lowe, Director of Administration/CFO  
Mr. Al Durel, Director of Operations  
Mr. Jason Hull, Director of Engineering  
Mr. Chris Hogan, Director of Protective Services  
Mr. Jason Miura, Director of Business & Economic Development  
Mr. Brandon Robertson, Network Systems Manager  
Ms. Missy Bevers, Executive Assistant  
Ms. Mary Campus, Controller  
Mr. Rico Arbolante, Help Desk Technician  
Ms. Tricia Vela, Public Affairs Assistant  
Mr. Jesse Hibbetts, Operations Manager  
Mr. Nick Malambri, Engineering Specialist  
Ms. Vicki Smith, Accounting Manager  
Mr. Josh Seymour, Accountant  
Ms. Araceli Milan, Accounts Payable Specialist

Also, present:

Mr. Lance Goodwin, Freeport LNG  
Ms. Anne-Marie Suire, Freeport LNG  
Mr. Sam Gregson, Cummings Westlake LLC  
Ms. Wendy Mazurkiewitz, Freeport LNG  
Mr. Bobby Fuller, Texas Port Ministry  
Mr. Chris Moore, Texas Port Ministry  
Mr. Henry Chambless  
Ms. Barbara Fratila  
Mr. Zach McGavitt, Kirby

1. CONVENE OPEN SESSION in accordance with Texas Government Code Section 551.001, et. seq., to review and consider the following:
2. Invocation – Mr. Bobby Fuller, Texas Port Ministry
3. Pledge of Allegiance – U.S. Flag and Texas Flag
4. Roll Call – Commissioner Hoss noted that Commissioner Santos will be participating in the meeting virtually. All other Commissioners were present in the Board Room.
5. Call to identify and discuss any conflicts of interest that may lead to a Commissioner abstaining from voting on any posted agenda item.

There were no conflicts noted from Commissioners.

6. Public Comment – There were no comments from the public.
7. Approval of minutes from the Regular Meeting held December 16, 2021.

A motion was made by Commissioner Pirtle to approve the minutes as presented. The motion was seconded by Commissioner Giesecke with all Commissioners present voting in favor of the motion.

8. Adoption of a Resolution approving the application for tax abatement between Port Freeport and Freeport LNG Development, LP and FLNG Liquefaction 4, LLC regarding construction of a \$2.403 billion expansion of their natural gas liquefaction and LNG export facility for property located in Brazoria County Reinvestment Zone 21-01, approving Tax Abatement Agreement on the same terms and conditions as granted to Freeport LNG Development, LP and FLNG Liquefaction 4, LLC by Brazoria County and authorizing Chairman and Secretary to execute said agreement.

Mr. Lowe introduced Lance Goodwin with Freeport LNG who gave a brief history and overview of the project and was available for questions from commission members. Freeport LNG is requesting a 10-year, 100% abatement with the construction estimated to begin March 2022 and last approximately 42-45 months. The first full year of commercial operations is expected in 2026, and the estimated value after the abatement expires is \$1,872,969,000. Staff recommends approval of this application and agreement.

A motion was made by Commissioner Pirtle to approve the agreement. The motion was seconded by Commissioner Singhania with all Commissioners present voting in favor of the motion.

9. Receive reports from Executive Director/CEO and/or Port staff on activities and matters related to COVID-19 health safety matters, administrative affairs, financial results, facility engineering matters, operations and vessel activity, port safety matters, port security matters, Port tenant updates, USCOE, and other related port affairs.

Ms. Saathoff gave a brief COVID update regarding the recent spike in cases stating the Port is closely monitoring inside the Port with everyone continuing safe practices within the labor operations. A few cases have been reported but none have caused any disruptions. Mr. Hogan stated that the U.S. Coast Guard recently announced the addition of a third security specialist to their team, Keaton Moore, who will focus on cyber security. Mr. Robertson introduced Rico Arbolante who is a new addition to the IT team. He also noted the new Artic Wolf system is up and running smoothly.

10. Approval of financial reports presented for the period ending November 30, 2021

Mr. Lowe gave a presentation regarding the financial results for the month of November.

A motion was made by Commissioner Singhania to approve the financial reports as presented. The motion was seconded by Commissioner Croft with all Commissioners present voting in favor of the motion.

11. Presentation of Government Finance Officers Association Award of Financial Reporting Achievement for the FY 2020 Annual Comprehensive Financial Report.

Ms. Saathoff stated the Port recognizes the accounting staff and their achievement in receiving the Certificate of Achievement for Excellence in Financial Reporting by the

Government Finance Officers Association (GFOA) for its 2020 Annual Comprehensive Financial Report (ACFR) for the 32nd consecutive year. Ms. Saathoff recognized the finance department for the excellent work they do and congratulated them on obtaining the award.

12. Approval of a Professional Services Agreement with Montrose Environmental Solutions, Inc. for Asbestos Abatement Air Quality Monitoring for East End Properties 2021, for an amount not to exceed \$52,617.75

Mr. Hull stated this agreement is for the air quality monitoring during the abatement portion of this project. The air quality monitoring will include 9 properties. Staff recommends approval. Commissioner Pirtle inquired about Apex, who is associated with this contract. Nick Malambri explained that Montrose is the consultant handling the project management however, because of a timing issue with a name change and license status, Montrose had to sub-out a portion of the work. Apex is the subcontractor handling the monitoring with Montrose overseeing the project.

A motion was made by Commissioner Pirtle to approve the agreement. The motion was seconded by Commissioner Santos with all Commissioners present voting in favor of the motion.

13. Approval of an Agreement between the U.S. Department of Commerce, National Oceanic and Atmospheric Administration (NOAA), National Ocean Services (NOS), Center for Operational Oceanographic Products and Services and Port Freeport for the Quality Control and Dissemination of Data for NOAA's Freeport Physical Oceanographic Real-Time System (PORTS).

At this time, Ms. Saathoff requested Commissioner Hoss read agenda item 14 as well since it goes along with this item and the resolution prepared covers both agenda item 13 and 14.

Commissioner Hoss read agenda item 14 and noted that this is the Port's tide and current meter that will be placed near the mouth of channel (1- buoy offshore and 1- near Surfside bridge). Ms. Saathoff stated that Mr. Hull and Mr. Nemeth worked with NOAA to get the agreement in place for dissemination of data after the PORTS system is installed. It has been executed by NOAA. With this in place, the Port can move forward with the letter agreement with Freeport LNG which states that Freeport LNG will pay the cost to install the metering system and will also pay the Port, in advance, for two years of maintenance. Once the system is installed by Conrad Blucher Institute, the Port will present a maintenance agreement between the Port and Conrad Blucher Institute. Staff recommends approval of the resolution that authorizes staff to execute the agreement with NOAA and the letter agreement with Freeport LNG.

A motion was made by Commissioner Singhania to approve the agreement with NOAA and letter agreement with Freeport LNG as recommended by staff. The motion was seconded by Commissioner Pirtle with all Commissioners present voting in favor of the motion.

Commissioner Hoss clarified the commission is approving both agenda items 13 and 14, which are included under the same resolution.

14. Approval of a Letter Agreement between Port Freeport and Freeport LNG Development, L.P. for Payment of Costs for Current Metering Systems Meeting Standards Established by National Oceanic and Atmospheric Administration's (NOAA) Center for Operational and Oceanographic Products and Services.

A motion was made by Commissioner Singhania to approve the agreement with NOAA and letter agreement with Freeport LNG as recommended by staff. The motion was seconded by Commissioner Pirtle with all Commissioners present voting in favor of the motion.

At this time, Commissioner Hoss noted that the Commission will take up agenda item # 18.

15. Conduct Workshop to receive Transportation Workers Identification Credential (TWIC) Escort Training.

Mr. Hogan stated that in order to be a TWIC Escort, training must be completed every two years to stay in compliance. He introduced Lt. Monte Chance with Sunstates Security who conducts all TWIC Training classes for the Port's partners and users. Lt. Chance gave a presentation on the TWIC Escort Training.

16. EXECUTIVE SESSION in accordance with Subchapter D of the Open Meetings Act, Texas Government Code Section 551.001, et. seq., to review and consider the following:

A. Under authority of Section 551.071 (Consultation with Attorney) for discussion regarding:

1. Consultation with attorney to discuss pending litigation.
2. Consultation with attorney to discuss contemplated litigation and settlement offer.
3. Consultation and discussion with attorney for legal advice regarding legal matters related to Industrial District Agreement between Port Freeport and Town of Quintana.

B. Under authority of Section 551.072 (Deliberation Concerning Real Property Matters) for discussion regarding:

1. Discussion regarding the potential exchange, lease, or value of real property located in Freeport, Texas, including but not limited to the are known as the East End of Freeport and bordered by or adjacent to the following streets: FM1495; East 2<sup>nd</sup> Street; Terminal Street and East 8<sup>th</sup> Street in Freeport, Texas.
2. The potential purchase, exchange, lease, or value of real property located at Port Freeport, including but not limited to the real property located at and contiguous to Berths 1, 2, 5 and 7.
3. The potential exchange, lease, or value of real property located at Port Freeport, including but not limited to Parcel 14 and Quintana Island.

C. Under authority of Section 551.074 (Deliberation of Personnel Matters) for discussion regarding:

1. Deliberation regarding the appointment, employment, evaluation, reassignment, duties of a public officer or employee, including but not limited to: Executive Director/CEO.

17. RECONVENE OPEN SESSION to review and consider the following:

At this time, Commissioner Hoss noted those present including himself, Commissioners Pirtle, Croft, Singhanian and Giesecke. Commissioner Santos left the meeting at the conclusion of executive session.

Agenda item #18 was handled prior to executive session.

18. Approval of Second Amendment to the Second Lease Agreement between Port Freeport and Vulcan Construction Materials, LLC.

Mr. Miura stated that the second amendment will permit the operation of a hot mix asphalt plant on Vulcan's lease premises located on Parcel 14 subject to obtaining the required permits and the Commission's approval. Mr. Miura reviewed the summary of terms and noted that Vulcan has executed the amendment. Staff recommends approval. The Commission then discussed the project and concern surrounding possible opposition from the City of Freeport. It was noted that Mayor Bass, Councilman Muraira, and City Manager Tim Kelty toured Vulcan's Lockwood facility in Houston to observe operations. Port Commissioners Santos, Singhanian, and Giesecke also toured the site. Ms. Saathoff also stated that Brazosport ISD was also notified and invited to tour the Lockwood facility. She spoke directly with Superintendent Massey, Assistant Superintendent Whitehead and Jason Hull spoke with their engineer. They do not have concern about the operation or its location and understand the asphalt will be used in the Texas Department of Transportation SH36 widening project from FM1495 to the bridge of which is next to the school.

After discussion concerns, a motion was made by Commissioner Giesecke to table this matter for further consideration. The motion was seconded by Commissioner Singhanian with Commissioners Pirtle, Croft, Santos and Hoss voting no.

After further comments, a motion was made by Commissioner Santos to approve the amendment as presented by staff. The motion was seconded by Commissioner Pirtle with Commissioners Croft, Singhanian and Hoss voting yes. Commissioner Giesecke voted no.

19. Approval and ratification of extension to the Industrial District Contract between Port Freeport and the Town of Quintana.

Ms. Saathoff stated the resolution is for the approval and ratification of an extension to the Industrial District Contract between Port Freeport and the Town of Quintana. This contract has been in place for a number of years however, the last record of extension would have expired in 2015, and staff has been unable to find documentation that an additional extension was approved. With tenants still operating under this agreement with the Town of Quintana, it is counsel's recommendation to adopt the resolution which will show record that the Port does desire and has continued an industrial district arrangement with the Town of Quintana. The resolution will also extend the agreement for an additional 7 years, expiring December 31, 2029. The Town of Quintana agrees with the recommendation and will adopt a similar resolution.



A motion was made by Commissioner Singhania to approve. The motion was seconded by Commissioner Croft with all Commissioners present voting in favor of the motion.

20. Adjourn.

With no further business before the Commission, the meeting adjourned at 4:17 PM.

---

John Hoss, Chairman

---

Rudy Santos, Vice Chairman

---

Dan Croft, Secretary

---

Rob Giesecke, Asst. Secretary

---

Ravi K. Singhania, Commissioner

---

Shane Pirtle, Commissioner



1100 CHERRY ST. • FREEPORT, TX 77541  
(979) 233-2667 • 1 (800) 362-5743 • FAX: (979) 233-5625  
WWW.PORTFREEPORT.COM

## MEMORANDUM

**TO:** Phyllis Saathoff, Executive Director/CEO  
**FROM:** Darlene Winkler, Communications Specialist  
**DATE:** January 27, 2022  
**SUBJECT:** Public Affairs – January 2022

---

### PUBLIC AFFAIRS

#### Communications and Media

Staff continues to post on social media port facts, press releases, safety awareness, hurricane preparedness, and other information pertinent to our community.

**COVID-19** – The website and various social media channels are being maintained as a resource to the public for information on COVID-19 as it relates to Port Freeport and the community.

**Freeport Harbor Channel Marine Traffic** – The website is being maintained as a resource to the Freeport Harbor Channel community for information on marine traffic related to FHCIP dredging. Communications regarding Reach 2 widening will begin next month. Updates will be posted accordingly.

**Freeport Harbor Channel Improvement Project** – Staff continues to respond to inquiries from the public regarding Port Freeport and the Freeport Harbor Channel Improvement Project, as well as maintain updated information on both [www.portfreeport.com](http://www.portfreeport.com) and [www.portfreeportbondelection.com](http://www.portfreeportbondelection.com).

**Information Regarding Container Drop-off/Pick-up** – Information regarding container drop-off/pick-up is temporarily being maintained on the home page of the Port's website. The call volume requesting this information increased significantly with the direct Asia service vessel arrivals to the Port. Business Development is updating this information as needed.

**Print and Social Media Monitoring** – Staff continues to monitor publications, newspapers, agendas, and social media for matters pertaining to Port Freeport.

**Press Releases and News Postings** – The following press releases and news postings were distributed in late December and in January:

*Port Freeport Annual Golf Tournament Raises Funds Benefiting Texas Port Ministry*, press release, was distributed to media; and shared on social media on December 22, 2021.

*Port Freeport Receives First Container Vessel In New All-Water Express Service From Asia*, press release, was distributed to media and shared on social media on December 28, 2021.

*Port Freeport Receives 32<sup>nd</sup> Consecutive Certificate Of Achievement In Financial Reporting*, press release, was distributed to media and shared on social media on January 18, 2022.

## Community Events and Meetings

### Port Events

***Port Freeport Golf Tournament*** – The final check was presented to the Texas Port Ministry (TPM) during the December 16<sup>th</sup>, 2021, Port Freeport Commission meeting in the amount of \$66,000 (2020 \$67,900 raised). Partners and friends of Port Freeport have assisted in raising \$474,319 over the past ten years benefiting TPM. Staff, volunteers, and board members from the Texas Port Ministry were present.

The tentative soft date is reserved with The Wilderness for Monday, October 17, 2022.



***Community Advisory Panel (C.A.P.)*** – Tentative dates for future C.A.P. meetings are listed below.

Tuesday, March 8<sup>th</sup>

Tuesday, June 7<sup>th</sup>

Tuesday, September 13<sup>th</sup>

Thursday, December 1st

***Port Freeport Take-A-Child Fishing Tournament (TACFT)*** – The Public Affairs Department has begun preparation and planning for the TACFT which will take place on May 14, 2022. Outreach to local school districts for participation in the logo drawing contest is underway with the drawing contest concluding on February 18<sup>th</sup>. The TACFT Captain dinner will be held on May 12, 2022, at

River Place in Freeport. To increase our sponsorships, we are seeking contact information for any potential new sponsors. Please send this information to Darlene Winkler.

### **Port Presentations, Tours, and Meetings**

January 25, 2022 - Fort Bend County Commissioners Court **rescheduled to *March 1***

January 28, 2022 – City of Angleton officials update & port tour

March 4, 2022 – University of Houston Clear Lake presentation and port tour

### **Community Events and Meetings**

Weekly – Business Roundtable Virtual Meetings (speakers vary)

January 15, 2022 - Brazoria County Dunn's Day

January 19, 2022 - The Alliance - Quarterly Meeting; Greater Houston Partnership

January 22, 2022 - Boys & Girls Club of Brazoria County; Great Futures Gala

January 22, 2022 – Brazosport Rotary Annual Shrimp Boil

January 27, 2022 – Angleton Chamber of Commerce Zoom Meeting with Dr. Sharma, UTMB

January 28, 2022 - Pregnancy Help Center Annual Banquet

### **Upcoming Community Events and Meetings**

February 2, 2022 - Mid-Coast Region ACIT & ABC Membership Luncheon Cody Vasut

February 3, 2022 - Brazosport Chamber of Commerce Membership Luncheon Senator Huffman

February 3, 2022 - Brazoria County Hispanic Chamber of Commerce Annual Gala

February 17, 2022 - Angleton Chamber of Commerce Annual Heritage Gala (*original 1/20/22*)

February 19, 2022 – BCPC Veteran Career Fair

February 24, 2022 - Brazosport College - Reception for Dr. Vincent Solis (*original 1/25/22*)

March 3, 2022 - Angleton Chamber of Commerce Awards Luncheon & Chairman Address (*original January 6, 2022*)

March 9, 2022 - Brazosport Chamber of Membership Luncheon; DOW Fernando Signorini (*original January 20, 2022*)

March 12, 2022 – Junior Achievement Celebrity Waiter

April 2022 - 100 Club of Brazoria County - Law Enforcement Appreciation Banquet (*original 9/23/21*)





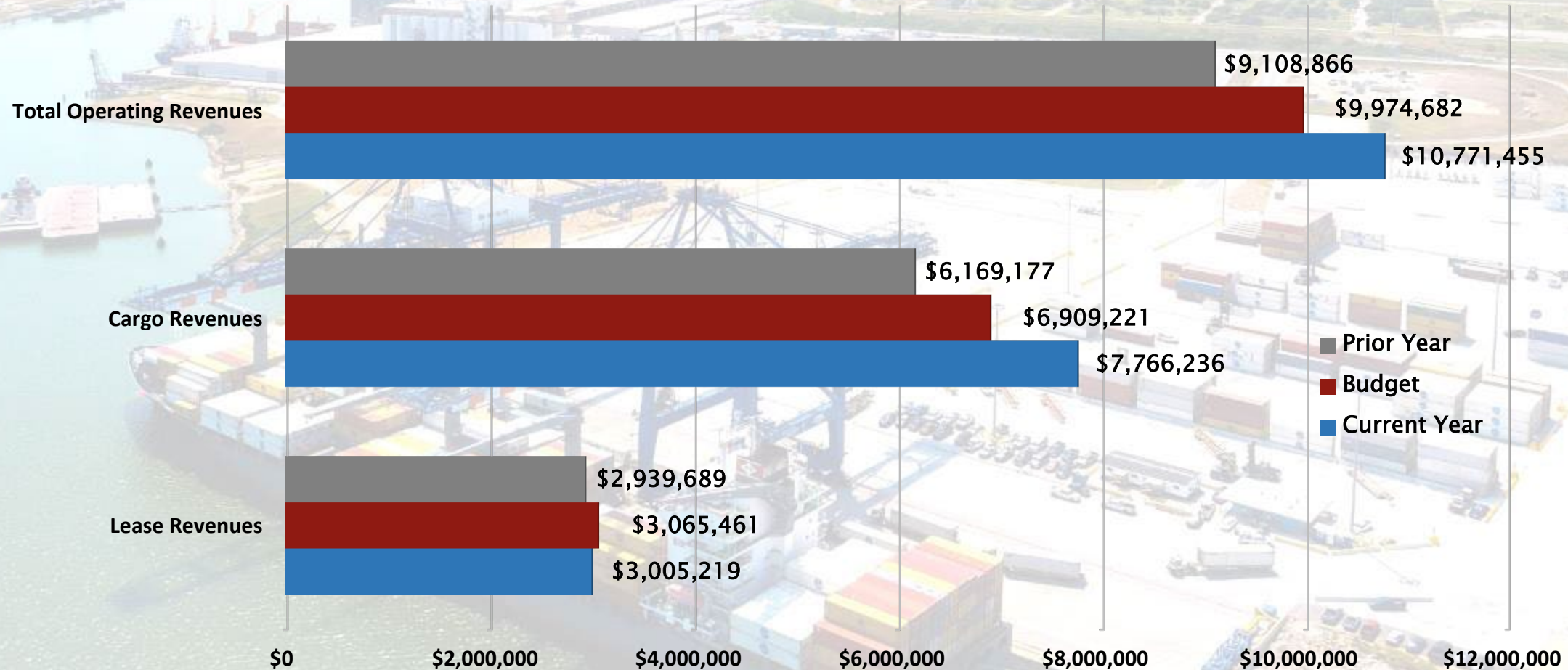
# Financial Report for December 31, 2021

January 27, 2022

Rob Lowe | Chief Financial Officer



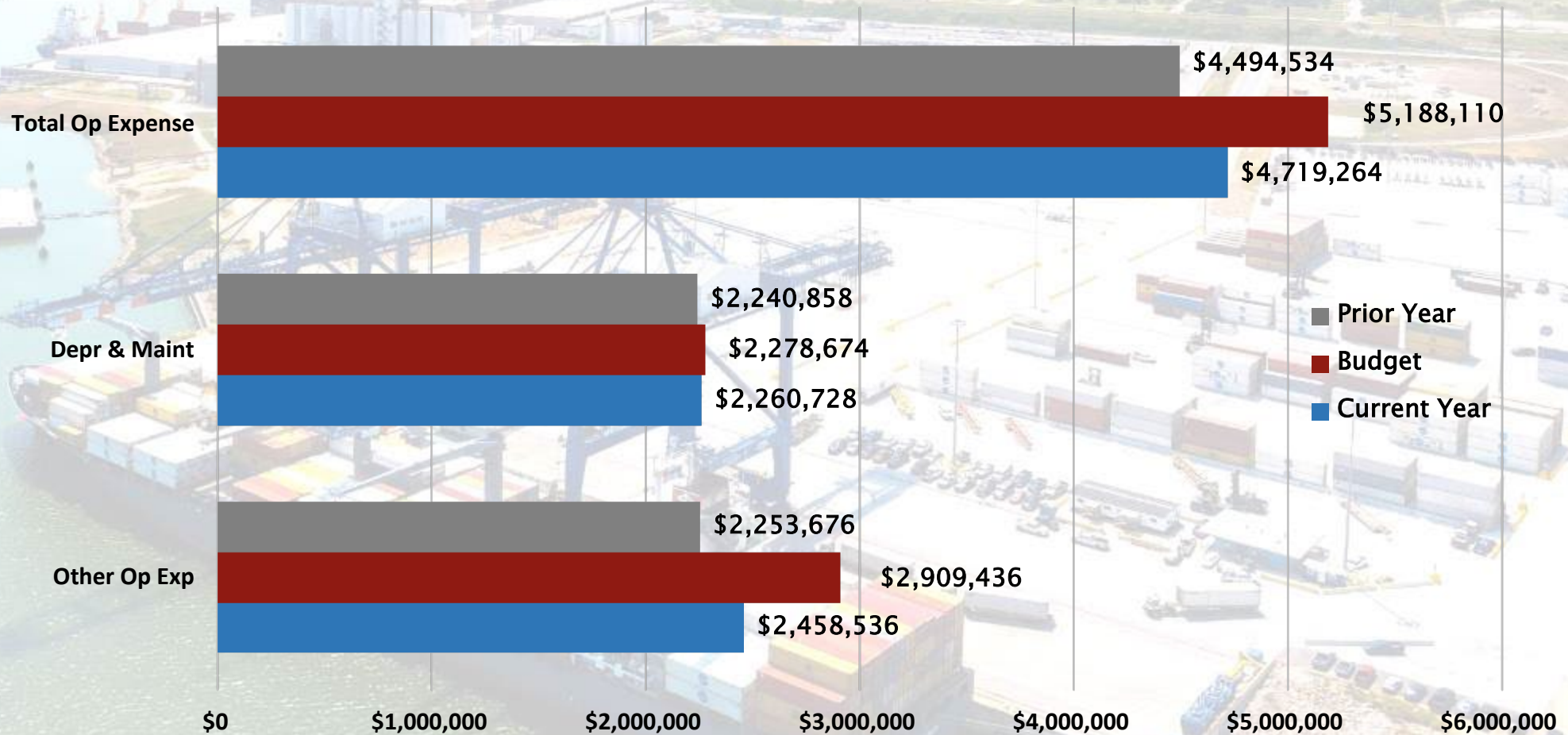
# FY 2022 YTD OPERATING REVENUES



## COMPARISON:

- Operating revenues are up over PY 18% and over budget by 8%
- Cargo revenues above PY by 26%; budget by 12%
- As compared to budget, cargo volumes are up in all categories
- Lease revenues are above PY 2% and 2% below budget

# FY 2022 YTD OPERATING EXPENSE

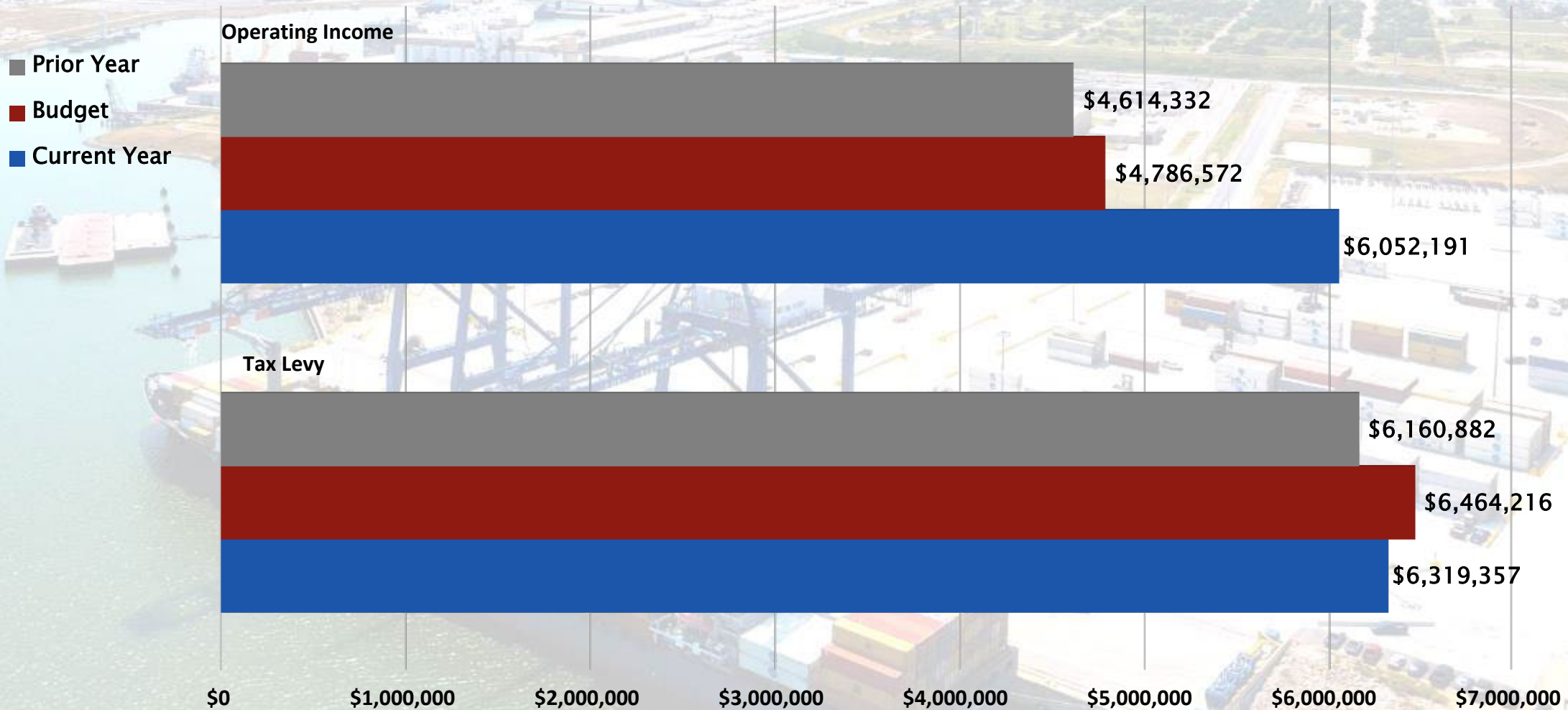


## COMPARISON:

- Total operating expenses are above prior year by 5%, below budget 9%
- Depr & maint are up over the PY by 1% and below budget 1%%
- Other expenses are 9% above PY and below budget by 15%



# FY 2022 YTD OPERATING INCOME



## COMPARISON:

- Operating income is 31% above PY and above budget by 26%



# FY 2022 YTD CHANGE IN NET POSITION

## Change in Net Position

- Non-Operating Revenue (Expense) includes Ad Valorem Taxes, Investment Income, Debt Service and Gain (Loss) on Sale of Assets
- Drivers for comparison to budget are primarily timing of capital contribution projects.

	Year To Date	YTD Budget	Total 2021 Budget
<b>Operating Income</b>	\$ 6,052,191	\$ 4,786,572	\$ 18,424,600
<b>Non-Operating Revenue (Expenses)</b>	\$ 3,972,504	\$ 4,260,940	\$ (2,942,000)
<b>Capital Contributed (To) From Others</b>			
<b>Freeport Harbor Channel Improvement Project</b>	\$ (551,547)	\$ -	\$ (31,050,000)
<b>Contributed to Port</b>	\$ -	\$ -	\$ 50,000
<b>Grants</b>	\$ -	\$ -	\$ 375,000
<b>Emergency Recovery Efforts</b>	\$ (34,294)	\$ -	\$ -
<b>Change In Net Position</b>	\$ 9,438,854	\$ 9,047,512	\$ (15,142,400)



# FY 2022 YTD CASH FLOWS

<i>Cash Flow Measure</i>	<i>Current Year</i>	<i>Prior Year</i>
<i>Cash Provided by Operations</i>	<b>\$ 4,276,382</b>	<b>\$ 5,676,852</b>
<i>Cash Provided by Non-Cap Financing</i>	<b>2,224,029</b>	<b>2,237,328</b>
<i>Cash Used by Cap Financing</i>	<b>(7,927,449)</b>	<b>( 17,095,703)</b>
<i>Cash Provided by Investing Activities</i>	<b>227,595</b>	<b>230,921</b>
<i>Net Increase (Decrease) in Cash</i>	<b>(\$ 1,199,443)</b>	<b>(\$ 8,950,602)</b>

## COMPARISON:

- Operating cash flow is positive due to increase in operating revenues
- Cash provided from non cap financing are tax levy collections
- Capital Financing funds used for capital improvements.



# FY 2022 STATISTICS

<i><b>Measure</b></i>	<i><b>Current Year</b></i>	<i><b>Prior Year</b></i>	<i><b>Budget</b></i>
<i><b>Operating Margin</b></i>	<i><b>56%</b></i>	<i><b>51%</b></i>	<i><b>48%</b></i>
<i><b>Current Ratio (unrestricted)</b></i>	<i><b>5.6 to 1</b></i>	<i><b>4.6 to 1</b></i>	<i><b>n/a</b></i>
<i><b>Debt to Net Assets Ratio</b></i>	<i><b>1.101 to 1</b></i>	<i><b>0.86 to 1</b></i>	<i><b>n/a</b></i>



# ACCOUNTS RECEIVABLE AGING


<i><b>Year</b></i>	<i><b>0-30 days</b></i>	<i><b>31-60 days</b></i>	<i><b>61-90 days</b></i>	<i><b>Over 90 days</b></i>
<i><b>December 31, 2021 FY 2022</b></i>	<b>93%</b> <b>\$5,695,716</b>	<b>3%</b> <b>\$155,298</b>	<b>0%</b> <b>\$25,289</b>	<b>4%</b> <b>\$269,532</b>
<i><b>December 31, 2020 FY 2021</b></i>	<b>93%</b> <b>\$3,636,087</b>	<b>6%</b> <b>\$226,532</b>	<b>0%</b> <b>\$10,000</b>	<b>1%</b> <b>\$39,930</b>
<i><b>December 31, 2019 FY 2020</b></i>	<b>92%</b> <b>\$2,398,584</b>	<b>6%</b> <b>\$147,652</b>	<b>1%</b> <b>\$23,788</b>	<b>1%</b> <b>\$33,101</b>



1100 CHERRY ST. • FREEPORT, TX 77541  
(979) 233-2667 • 1 (800) 362-5743 • FAX: (979) 373-0023  
WWW.PORTFREEPORT.COM

## MEMORANDUM

**TO:** Commissioners  
Directors  
Legal Counsel

**FROM:** Jason Hull, P.E.   
Director of Engineering

**DATE:** January 20, 2022

**SUBJECT:** Departmental Report

---

### PROJECTS

- 1. Velasco Terminal, Berth 8** – This project entails construction of Berth 8, which will extend the wharf another 928 feet north of Berth 7. Installation of piling continues, and all of the container wharf pile have been delivered. The channel dredging will be a separate construction project that began on April 8, 2021. Work on the concrete wharf pile caps has begun and will follow behind pile driving moving from the south toward the north.



#### PORT COMMISSION

JOHN HOSS, CHAIRMAN; RUDY SANTOS, VICE CHAIRMAN; DAN CROFT, SECRETARY; ROB GIESECKE, ASST. SECRETARY;  
RAVI K. SINGHANIA, COMMISSIONER; SHANE PIRTLE, COMMISSIONER; PHYLLIS SAATHOFF, EXECUTIVE DIRECTOR/CEO



2. **FHCIP Reach 2** - This project consists of deepening and improving the Freeport Channel. This is a Civil Works project that was authorized in WRRDA 2014. A contract with Orion Marine Group was signed on October 27<sup>th</sup>. Mobilization of dredge pipe is ongoing now. The dredge will arrive in February 2022.
3. **Levee Stabilization and Wave Barrier Relocation** – This project involves relocation of the north wave barrier to allow for a bend easing and stabilization of a levee on the Dow thumb that has a lower than satisfactory factor of safety for global stability. The final wall pile was driven on May 28<sup>th</sup> and the project is now stabilizing the levee as intended. Work to be completed includes, installing bedding stone, scour protection system, and replacing the fencing. A final Corps inspection is in the process of being scheduled.
4. **Operations and Shop Building Improvements** – This project is to make repairs to exterior walls and upgrade the operational effectiveness and efficiencies outside the buildings. This project is closing out now.
5. **Berth 2 and 3 Floodwall Modifications** –The modifications include demolition of two sections of concrete wall, approximately 100-ft long each, and replacing them with sections of a removable and deployable system. The design is moving forward using conservative wave modeling. The permit application was submitted to VDD on June 5, 2020. The VDD and the Corps are reviewing the submittal package at this time. Our engineering consultant has asked for direction on how to proceed as the Corps is telling the VDD that the wall should be a different height than what the VDD is telling us.
6. **East End Properties Demolition 2022** - This project involves removing asbestos from structures in the East End and then demolition of the structures. A PSA with Montrose Environmental for asbestos removal inspection and air quality monitoring services during the demolition was executed and returned. The bid package preparation will now begin.
7. **Docks 1, 2, 3, and 5 Sheet Pile Repair Project 2022** – This project involves repairing holes and tears in the underwater sheetpile that were noted in the last underwater inspection survey. Bid package is underway now and project will be advertised in March 2022.

**PORT FREEPORT  
OPERATIONS ACTIVITY SUMMARY  
DECEMBER 2021**

**A. MONTHLY ACTIVITY EXPLANATION**

- \* Total import/export activity for the month of December were better than expected.
- \* LNG experienced (**22**) vessels.
- \* Riviana experienced ( **1** ) vessel this month.
- \* Vulcan Material experienced ( **1** ) vessel this month.
- \* Total ( **13** ) RoRo vessels handled.
- \* Tenaris experienced ( **4** ) vessels, ( **4** ) barges and ( **66** ) railcars this month.
- \* Total of ( **11** ) Container vessel calls.
- \* CEMEX transferred product from truck to ( **17** ) rail cars.
- \* Vulcan Materials handled ( **95** ) rail cars this month.
- \* Average vessel activity in 2021 was 44 per month. This month, we handled 55 vessels (22 LNG & 33 Inner Harbor).
- \* *Enterprise/Seaway received (10 ) vessels.*
- \* *There were (110) Total Vessel arrivals Port wide.*

**B. FISCAL YEAR ACTIVITY EXPLANATION**

- \* Total Tons for this year are better than expected. This is due to the addition of vessel calls by LNG and RoRo vessels.
- \* LNG has handled ( **57** ) vessels for export.
- \* Tenaris has handled ( **7** ) vessel, ( **28** ) barges and ( **149** ) railcars.
- \* Total ( **39** ) RoRo vessels handled.
- \* YTD ( **29** ) Container vessel calls.
- \* CEMEX handled ( **52** ) railcars with **4,295** Tons of Co2.
- \* Vulcan handled ( **380** ) railcars with **36,911.1** Tons of Limestone and ( **2** ) Vessels.
- \* Total vessels handled this fiscal year is **143** compared to **126** last year (57 LNG & 86 Inner Harbor).
- \* *Enterprise Seaway Vessels Year-to-date ( 32 ).*
- \* *Total Port wide Vessels Fiscal Year-to-date ( 321 )*
  
- \* *Total Vehicles Handled Year-to-date ( 25,540 )*
- \* *Total Containers Handled ( 10,215 )*
- \* *Total Railcars Handled ( 609 )*

### **C. INSIGHT TO ACTIVITY FOR JANUARY 2022**

- \* LNG has scheduled ( **18** ) vessels.
- \* Riviana Foods has scheduled ( **1** ) vessel.
- \* Vulcan Material has scheduled ( **0** ) vessel for January.
- \* Expecting to handle ( **13** ) RoRo vessels.
- \* Tenaris has ( **2** ) vessels and ( **9** ) barges planned.
- \* Expecting ( **9** ) Container vessels.

### **D. OPERATIONAL MEETINGS AND AGENDAS**

- \* OPTS, Safety, Security – Attended TXDOT meeting to receive updates on area road and bridge projects.
- \* Safety – Mike Quilty-Performed various vessel observations and made various corrective action as needed.
- \* Security – Chris Hogan – Continued Monitoring the New developments associated with Covid-19 and the variants.
- \* OPTS Team – Continue the process of searching and interviewing potential candidates to fill various open positions.
- \* Al – Jesse – Austin – Attended pre-opts meeting to handle the latest vessel to discharge over 400 containers.





# PORT FREEPORT<sup>SM</sup>

1100 CHERRY ST., FREEPORT, TX 77541  
(979) 233-2667 1 (800) 362-5743 FAX: (979) 373-0023

## Interim Financial Report

(unaudited)

For the Period ending:

December 31, 2021

PORT COMMISSION

JOHN HOSS, CHAIRMAN; RUDY SANTOS, VICE CHAIRMAN; DAN CROFT, SECRETARY; ROB GIESECKE, ASST. SECRETARY;

RAVI K. SINGHANIA, COMMISSIONER; SHANE PIRTLE, COMMISSIONER; PHYLLIS SAATHOFF, EXECUTIVE DIRECTOR/CEO

# CONTENTS

## Page No

### **Section I – Financial Report**

Management Narrative	1
Balance Sheet	6
Statement of Revenues, Expenses and Changes in Fund Net Assets	7
Statement of Cash Flows	8
Notes to Financial Statements	9

### **Section II – Management Reports**

Operating Expenses by Department	10
Velasco Terminal Statement of Revenues and Expenses	12
Port Improvement Projects Summary	13

### **Section III – Other Reports**

Quarterly Investment Report	14
Check Register Report	18

# Management Narrative

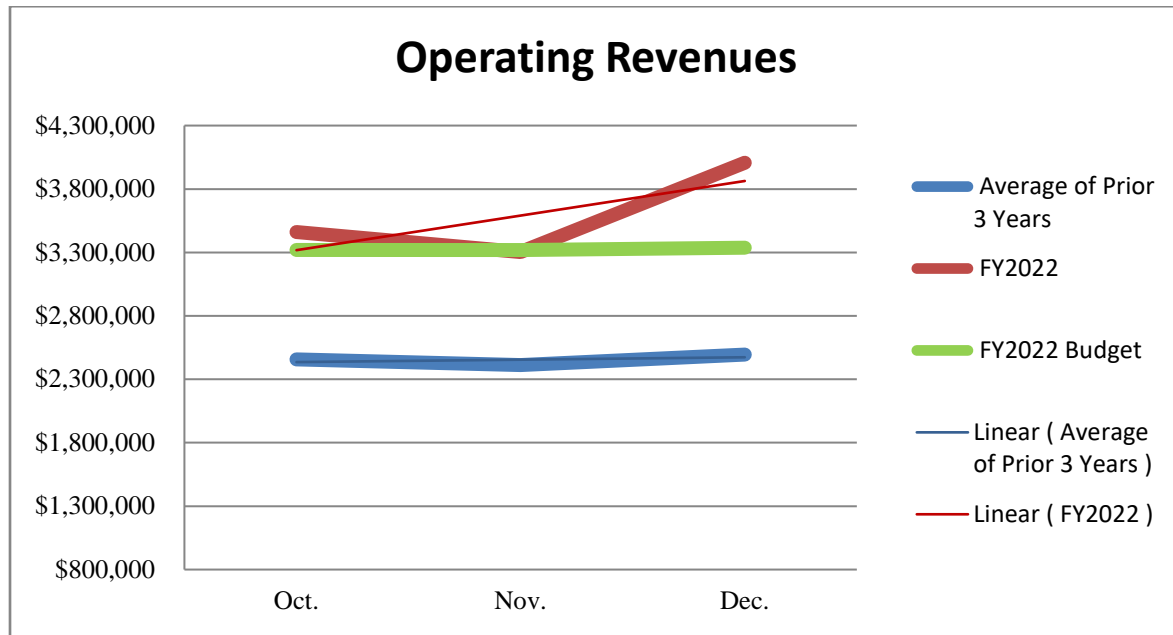
For the first quarter of Fiscal Year 2022, the Port continued to remain on a positive financial foundation with operating revenues 8% above planned levels. Further, operating expenses were under planned levels and are below budget by a factor of 9%. These factors combined have contributed to producing an operating profit of \$6,052,191 and an operating margin of 56%, which is above planned performance levels by 26% or \$1,265,619 and is \$1,437,859 or 31% above prior year's results.

The Port's overall position remains strong as evidenced in a current ratio (unrestricted) of 5.6 to 1, which reflects a strong liquidity position, and a debt ratio of 110.1% which is supported by our strong credit rating. The following table provides additional summary level information.

	Year to Date		Variance	% Var
	Actuals	Budget	Favorable (Unfavorable)	
<b>Statement of Revenues, Expenses and Changes in Net Assets</b>				
Operating revenues	\$ 10,771,455	\$ 9,974,682	\$ 796,773	8%
Operating expense	<u>4,719,264</u>	<u>5,188,110</u>	468,846	9%
Operating income (loss)	<u>6,052,191</u>	<u>4,786,572</u>	1,265,619	26%
Operating margin	56.2%	48.0%		
Net non operating revenues (expense)	3,420,957	4,260,940	(839,983)	-20%
Capital contributions	-	-	-	0%
Net extraordinary revenue (expense)	<u>(34,294)</u>	<u>-</u>	(34,294)	0%
Change in net assets	<u>\$ 9,438,854</u>	<u>\$ 9,047,512</u>	\$ 391,342	
<b>Balance Sheet</b>				
Cash and cash equivalents	\$ 154,241,266	Current ratio (unrestricted)		
Current unrestricted assets	68,186,109	5.6 to 1		
Total assets	546,759,912			
Current unrestricted liabilities	12,199,695	Debt to Net Assets Ratio		
Total liabilities	292,362,996	110.1%		
Total Net Assets	\$ 254,396,916			

The balance of this narrative provides detailed explanations and supplementary information for the variances when comparing budget to actual for the period ended December 31, 2021.

## OPERATING REVENUES



**Total operating revenues** for the period ending December 31, 2021, are \$10,771,445. This is \$796,773 or 8% above planned levels. The following provide more specific explanations for variances in revenue:

**Wharfage** revenue stands at \$3,642,572, which is over budget by \$240,500 or 7%. The following is a brief analysis of wharfage results by cargo category:

	3 Months Budget	Year To Date	Over (Under)	% Over (Under)
Agriculture Products	\$ 33,563	\$ 60,412	\$ 26,849	80%
Bulk Aggregate	54,600	73,064	18,464	34%
Containerized Cargo	350,024	383,217	33,193	9%
General Cargo	2,529,927	2,688,789	158,862	6%
Project Cargo	27,500	32,324	4,824	18%
Ro-Ro Cargo	406,458	404,766	(1,692)	0%
Total	\$ 3,402,072	\$ 3,642,572	\$ 240,500	

**Dockage** revenue stands at \$2,207,898, consistent with wharfage revenues, which is \$241,872 or 12% above budgeted levels. Year-to-date ship calls are 143 compared to a budget of 135.

**Equipment use fees**, stands at \$311,176, which is under budget \$8,272 or 3% due to decreased crane and equipment usage.

**Security fees**, consistent with wharfage and dockage, stand at \$733,957, which is over budget \$81,879 or 13%.

**Facility use fees** are \$379,772. This is over budget by \$92,269 or 32% due to facility usage outside of tenant leased areas.

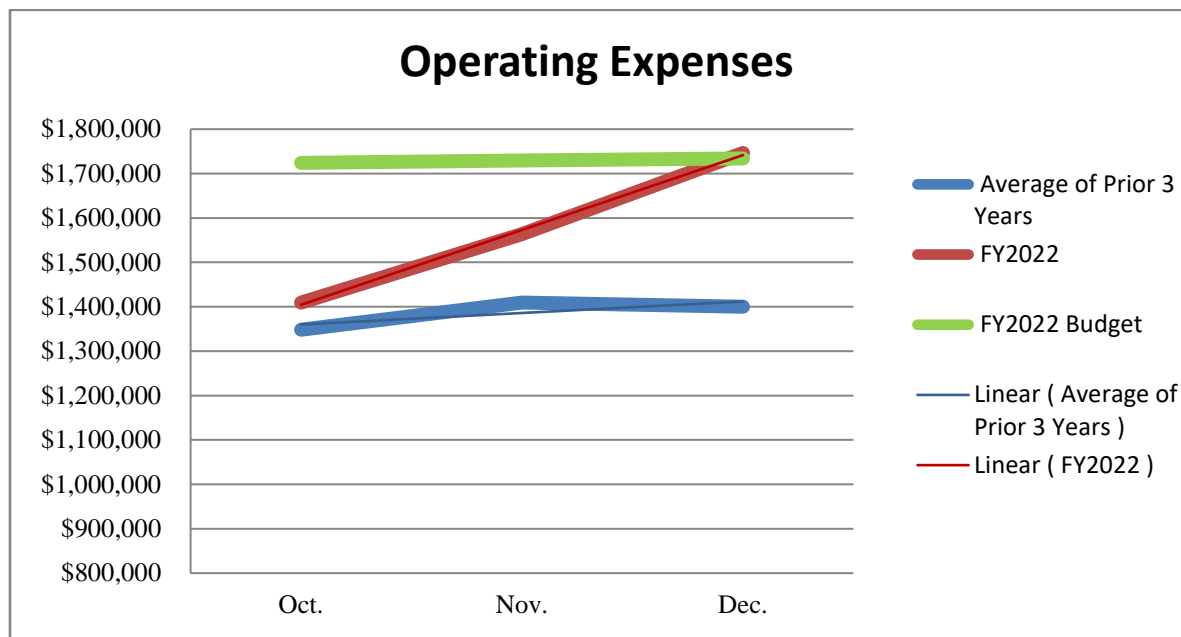
**Other customer service fees** (Port service charges, incidental services, customer re-bills, water, etc.) are \$487,947 which is \$212,103 or 77% above budgeted levels due to customer rebilling.

**Ground leases** stand at \$2,787,235, which is \$42,038 or 1% below budget levels.

**Other leases** are \$217,984, which is \$18,204 or 8% below budget levels.

**Other revenue** is \$2,914, which is \$3,336 below budgeted levels.

#### OPERATING EXPENSES



**Total operating expenses** are \$4,719,264, which is under budget \$468,846 or 9% for the period ended December 31, 2021. Following are more specific explanations for variances in operating expenses:

**Port salaries/wages and benefits** are \$1,008,499. This is \$272,105 or 21% less than budget. Currently, there are two vacancies when compared to Fiscal Year 2022 Budget.

**Professional services** are \$508,482, which is under budget \$167,169 or 25% due to timing of services. Security services, at \$411,866 is the majority of this budget item and is 6% below budgeted levels.

**Training, travel & promotional** expenses are \$117,607 which is under budget \$77,910 or 40%. Following is a brief explanation of some sub-categories within this line item:

- Commercial advertising is \$48,050, which is above budgeted levels \$10,538 or 28% due to timing of advertisements.
- Sales/promotional travel costs are \$6,647 which is under budgeted levels by \$8,230 or 55% due to timing of travel.
- Governmental relations costs are \$627 which is below budget by \$10,531 or 94% due to timing of government related travel.
- Community events are \$13,795 which is below budgeted levels \$2,314 or 14% due to timing of events.
- Technical training is \$4,778 which is \$24,839 or 84% under budget due to timing or postponement of training.

**Supplies** are \$36,944 which is \$8,081 or 18% below budget.

**Utilities** at \$157,662 are under budget \$42,479 or 21% due to the timing of the receipt of the bill and related customer rebilling.

**Business insurance** is \$361,542, which is \$819 or slightly above budgeted levels.

**Other services and charges** at \$267,800 are \$116,022 or 76% above budget due to the purchase of the managed detection response software/subscription which will be offset by the grant revenue receipt in January.

**Maintenance and repair** expenses at \$296,890 are \$45,860 or 13% below budget. It should be noted that there are some customer damaged property repairs, which is offset by other services and charges revenue for the rebilling to the customer for the damages. There has not been any out of the ordinary expenses for repairs.

**Depreciation** expense at \$1,963,838 is \$27,914 or 1% above budget levels due to timing of additions.

**Operating income** is \$6,052,191 compared to a total fiscal year budget of \$18,424,600, shows a positive result for Fiscal Year 2022.

## **NON-OPERATING REVENUES (EXPENSES)**

**Ad Valorem tax collections** are posted utilizing the certified appraised values less the related fees. Adjustments are made throughout the year from the tax office reports to reflect appraisal and tax office adjustments as well as prior year collections and penalty and interest. Year to date values are \$6,319,357 compared to an annual budget of \$6,422,200.

**Investment income** is \$22,997 or 69% below budget due to change in fair market values and low interest rates. Investment rates conditions continue to be flat.

**Debt interest and fees** are \$2,369,850, which is \$91,574 or 4% above budgeted levels due to the budget amount being evenly distributed over twelve months.

**Capital Contributions to Others** budget includes \$31,050,000 in contributions to the U.S. Army Corps of Engineers for the Freeport Harbor Channel Improvement Project and \$50,000 in contributions to the Port for cost share of improvements. There has been \$551,547 in expenses/revenue for these projects.

**Grant Revenue** budgeted for the Fiscal Year 2022 is \$375,000. There has been no in grant revenue for Fiscal Year 2022. The grant revenue is funded on a reimbursement basis, so the capital contributions are recorded when the expenditures for each project are reported quarterly.

**PORT FREEPORT  
BALANCE SHEET**

	<u>12/31/2021</u>	<u>9/30/2021</u>
<b>ASSETS</b>		
<b>CURRENT ASSETS:</b>		
CASH AND CASH EQUIVALENTS	\$ 57,384,044	\$ 57,580,744
INVESTMENTS	0	0
RECEIVABLES (net of allowance for uncollectibles):		
TRADE ACCOUNTS	6,103,120	5,042,395
PROPERTY TAXES	2,435,923	62,864
OTHER	4,828	40,032
OTHER GOVERNMENTS	641,051	652,143
ACCRUED INTEREST	0	0
PREPAIDS	619,889	928,156
INVENTORY	997,254	970,061
<b>TOTAL UNRESTRICTED CURRENT ASSETS</b>	<b>\$ 68,186,109</b>	<b>\$ 65,276,395</b>
<b>RESTRICTED ASSETS:</b>		
CASH AND CASH EQUIVALENTS	51,626,324	53,113,244
INVESTMENTS	45,230,898	44,746,721
RECEIVABLES (net of allowance for uncollectibles):		
PROPERTY TAXES	1,713,970	25,995
OTHER	-	501
ACCRUED INTEREST	28,121	232,719
BOND DISCOUNTS AND ISSUANCE COSTS	6,604	7,767
<b>TOTAL RESTRICTED ASSETS</b>	<b>98,605,917</b>	<b>98,126,947</b>
<b>TOTAL CURRENT ASSETS</b>	<b>166,792,026</b>	<b>163,403,342</b>
<b>PROPERTY, PLANT, AND EQUIPMENT:</b>		
PROPERTY, PORT, AND FACILITIES	471,934,808	468,198,940
LESS ACCUMULATED DEPRECIATION	(91,966,922)	(90,003,084)
PROPERTY, PLANT, AND EQUIPMENT NET	379,967,886	378,195,856
<b>TOTAL ASSETS</b>	<b>\$ 546,759,912</b>	<b>\$ 541,599,198</b>
<b>LIABILITIES</b>		
<b>CURRENT LIABILITIES:</b>		
ACCOUNTS PAYABLE	\$ 8,448,678	\$ 9,357,196
EQUIPMENT LEASE PAYABLE	1,489,502	1,489,502
ACCRUED COMPENSATED ABSENCES	195,296	333,519
UNEARNED LEASE INCOME	2,066,219	4,015,079
<b>TOTAL CURRENT LIABILITIES</b>	<b>\$ 12,199,695</b>	<b>\$ 15,195,296</b>
<b>LIABILITIES PAYABLE FROM RESTRICTED ASSETS:</b>		
ACCRUED BOND INTEREST PAYABLE	1,606,869	2,695,658
BONDS PAYABLE	5,630,000	5,630,000
<b>TOTAL CURRENT LIABILITIES FROM RESTRICTED ASSETS</b>	<b>7,236,869</b>	<b>8,325,658</b>
<b>NON-CURRENT LIABILITIES</b>		
EQUIPMENT LEASE PAYABLE	3,082,840	3,082,840
BONDS PAYABLE	248,035,000	248,035,000
BOND PREMIUMS	21,808,592	22,002,242
<b>TOTAL NON-CURRENT LIABILITIES</b>	<b>272,926,432</b>	<b>273,120,082</b>
<b>TOTAL LIABILITIES</b>	<b>\$ 292,362,996</b>	<b>\$ 296,641,036</b>
<b>NET ASSETS</b>		
NET INVESTMENT IN CAPITAL ASSETS	\$ 166,420,381	\$ 169,104,874
RESTRICTED-DEBT SERVICE	16,363,629	13,774,096
RESTRICTED-CAPITAL PROJECTS (Corps)	12,674	12,799
RESERVE FOR CAPITAL IMPROVEMENTS	14,124,316	10,495,791
UNRESTRICTED	57,475,916	51,570,602
<b>TOTAL NET ASSETS</b>	<b>\$ 254,396,916</b>	<b>\$ 244,958,162</b>



**PORT FREEPORT**  
**STATEMENT OF REVENUES, EXPENSES, AND CHANGES IN FUND NET ASSETS**  
December 31, 2021

	YEAR	PRIOR YEAR	% OVER	3	% OVER	TOTAL
	TO DATE	TO DATE	(UNDER)	MONTHS	(UNDER)	2021
				BUDGET		BUDGET
<b>OPERATING REVENUES:</b>						
Wharfage	\$ 3,642,572	\$ 3,181,955	14%	\$ 3,402,072	7%	\$ 13,608,300
Dockage & deep water berth	2,207,898	1,642,118	34%	1,966,026	12%	7,864,100
Equipment & pallet use fees	311,176	271,718	15%	319,448	-3%	1,277,800
Facility use fees	379,772	279,257	36%	287,503	32%	1,150,000
Security Fees	733,957	569,340	29%	652,078	13%	2,608,300
Other Customer Service Fees	487,947	223,869	118%	275,844	77%	1,072,100
Ground leases	2,787,235	2,723,498	2%	2,829,273	-1%	11,300,600
Other leases	217,984	216,191	1%	236,188	-8%	944,700
Other revenue	2,914	920	217%	6,250	-53%	25,000
<b>Total Operating Revenues</b>	<b>10,771,455</b>	<b>9,108,866</b>	<b>18%</b>	<b>9,974,682</b>	<b>8%</b>	<b>39,850,900</b>
<b>OPERATING EXPENSES:</b>						
Port salaries/wages	730,085	753,869	-3%	967,479	-25%	3,993,600
Port employee benefits	278,414	279,113	0%	313,125	-11%	1,648,300
Professional services	508,482	511,482	-1%	675,651	-25%	2,722,000
Training, travel, and promotional	117,607	48,324	143%	195,517	-40%	802,900
Supplies	36,944	28,186	31%	45,025	-18%	156,700
Utilities	157,662	159,086	-1%	200,138	-21%	800,500
Business Insurance	361,542	334,377	8%	360,723	0%	1,557,500
Other services & charges	267,800	139,239	92%	151,778	76%	723,800
Maintenance & repair	296,890	175,370	69%	342,750	-13%	927,300
Depreciation	1,963,838	2,065,488	-5%	1,935,924	1%	8,093,700
<b>Total Operating Expenses</b>	<b>4,719,264</b>	<b>4,494,534</b>	<b>5%</b>	<b>5,188,110</b>	<b>-9%</b>	<b>21,426,300</b>
<b>OPERATING INCOME (LOSS)</b>	<b>6,052,191</b>	<b>4,614,332</b>	<b>31%</b>	<b>4,786,572</b>	<b>26%</b>	<b>18,424,600</b>
<b>NON-OPERATING REVENUES (EXPENSES)</b>						
Ad Valorem tax collections	6,319,357	6,160,882	3%	6,464,216	-2%	6,422,200
Investment Income	22,997	42,188	-45%	75,000	-69%	200,000
Gain (loss) on sale of assets	-	460,196	-100%	-	0%	-
Debt interest and fees	(2,369,850)	(1,921,285)	23%	(2,278,276)	4%	(9,564,200)
<b>CAPITAL CONTRIBUTIONS (TO) FROM OTHERS:</b>						
Freeport Harbor Improvement Project	(551,547)	(2,582,463)	-79%	-	0%	(31,050,000)
Levee Stabilization - Reach 2	-	(906,491)	-100%	-	0%	-
Contributed Capital-Other	-	-	0%	-	0%	50,000
<b>Total Non-Operating Revenue (Expenses)</b>	<b>3,420,957</b>	<b>1,253,027</b>	<b>173%</b>	<b>4,260,940</b>	<b>-20%</b>	<b>(33,942,000)</b>
<b>INCOME (LOSS) BEFORE CONTRIBUTIONS AND EXTRAORDINARY EXPENSE</b>	<b>9,473,148</b>	<b>5,867,359</b>	<b>61%</b>	<b>9,047,512</b>	<b>5%</b>	<b>(15,517,400)</b>
<b>CAPITAL CONTRIBUTIONS:</b>						
<b>Grants:</b>						
Grants Port-Freeport	-	-	0%	-	0%	375,000
<b>Total Capital Contributions-Grants</b>	<b>-</b>	<b>-</b>	<b>0%</b>	<b>-</b>	<b>0%</b>	<b>375,000</b>
<b>EXTRAORDINARY ITEM</b>						
Emergency Recovery Efforts - Hurricane	(34,294)	-	0%	-	0%	-
<b>Net Extraordinary Income (Expense)</b>	<b>(34,294)</b>	<b>-</b>	<b>0%</b>	<b>-</b>	<b>0%</b>	<b>-</b>
<b>CHANGE IN NET POSITION</b>	<b>\$ 9,438,854</b>	<b>\$ 5,867,359</b>	<b>61%</b>	<b>\$ 9,047,512</b>	<b>4%</b>	<b>\$ (15,142,400)</b>

# STATEMENT OF CASH FLOWS

December 31, 2021

	YEAR TO DATE	PRIOR YEAR TO DATE
<b>Cash Flows from Operating Activities:</b>		
Operating Income (Loss)	\$ 6,052,191	\$ 4,614,332
Adjustments to Reconcile Operating Income (Loss) to Net Cash Flows from Operating Activities:		
Depreciation	1,963,838	2,065,488
Dredge Material Placement Fees	-	-
Change in Assets and Liabilities:		
Trade receivables	(1,060,825)	(757,212)
Other receivables	35,204	2,091
Inventories	(27,193)	92,036
Prepaid and Other	308,768	224,630
Accounts payable	(908,518)	1,491,564
Deferred lease income	(1,948,860)	(1,923,106)
Accrued compensated absences	(138,223)	(132,971)
<b>Total Cash Provided from (Used for) Operating Activities</b>	<b><u>4,276,382</u></b>	<b><u>5,676,852</u></b>
<b>Cash Flows from Non-capital Financing Activities:</b>		
Property tax receipts	2,267,838	2,246,481
Property tax collection expense	(9,515)	(9,153)
Emergency Recovery Efforts - Hurricane Related	(34,294)	-
<b>Total Cash Provided from (Used for) Non-capital Financing Activities</b>	<b><u>2,224,029</u></b>	<b><u>2,237,328</u></b>
<b>Cash Flows from Capital Financing Activities:</b>		
Principal payments under debt obligations	-	-
Interest and fees paid under debt obligations	(3,651,126)	(3,373,797)
Proceeds from sale of long-term debt obligations	-	-
Land and equipment purchases	(3,735,868)	(10,832,521)
Other capital acquisition (costs) or recoveries, extraordinary	-	-
Capital contributions	(551,547)	(3,488,954)
Gants received	11,092	139,373
Proceeds from sale/disposal of capital assets	-	460,196
<b>Total Cash Provided from (Used for) Capital Financing Activities</b>	<b><u>(7,927,449)</u></b>	<b><u>(17,095,703)</u></b>
<b>Cash Flows from Investing Activities:</b>		
Investment earnings	490,459	319,159
Change in FMV of marketable investment securities	(262,864)	(88,238)
<b>Total Cash Provided from (Used for) Investing Activities</b>	<b><u>227,595</u></b>	<b><u>230,921</u></b>
<b>Net Increase(Decrease) in Cash and Cash Equivalents</b>	<b>(1,199,443)</b>	<b>(8,950,602)</b>
<b>Cash and Cash Equivalents at Beginning of Period</b>	<b><u>155,440,709</u></b>	<b><u>147,510,153</u></b>
<b>Cash and Cash Equivalents at End of Period</b>	<b><u>\$ 154,241,266</u></b>	<b><u>\$ 138,559,551</u></b>

## NOTES TO FINANCIAL STATEMENTS

### **Note 1 - Accounts Receivable Aging**

0 - 30 days	\$	5,695,716	93%
31 - 60 days		155,298	3%
61 - 90 days		25,289	0%
Over 90 days		269,532	4%
Allowance for uncollectibles		(42,715)	-1%
<b>Net Trade A/R</b>	<b>\$</b>	<b>6,103,120</b>	

### **Note 2 - Accounts Payable Information**

Retainage Withheld	\$	5,365,447
Corps of Engineers*		620,518
Employee Payroll Related		148,964
Accounts Payable		2,313,749
<b>Total A/P</b>	<b>\$</b>	<b>8,448,678</b>

45' Project - \$620,518

### **Note 3 - Debt Service Information**

	Original Amount of Issue	Principal Paid	Issue Outstanding
General Obligation Bonds, Series 2019	\$ 31,795,000	\$ 440,000	\$ 31,355,000
General Obligation Bonds, Series 2021	37,135,000	-	37,135,000
Senior Lien Revenue Refunding Bonds, Series 2013A	33,065,000	15,775,000	17,290,000
Senior Lien Revenue and Refunding Bonds, Series 2015A	39,635,000	4,695,000	34,940,000
Senior Lien Revenue and Refunding Bonds, Series 2018	32,865,000	1,595,000	31,270,000
Senior Lien Revenue and Refunding Bonds, Series 2019A	45,200,000	1,745,000	43,455,000
Senior Lien Revenue and Refunding Bonds, Series 2019B	29,480,000	1,145,000	28,335,000
Senior Lien Revenue and Refunding Bonds, Series 2021	29,885,000	-	29,885,000
2014 Equipment Lease Payable	14,100,000	9,527,658	4,572,342
<b>Total Bonds</b>	<b>\$ 293,160,000</b>	<b>\$ 34,922,658</b>	<b>\$ 258,237,342</b>

Less Current Portion of Long-Term Debt Payable	\$	7,119,502
Long-term Debt Payable	\$	251,117,840

### **Note 4 - Net Asset Information**

A Special Reserve for Capital Improvements was created on Oct 22, 2015. A commitment was made to fund this reserve with an amount equal to the total maintenance and operations portion of the Port's tax rate.

Fiscal Year 2016 Amount Funded	\$	3,423,398
Fiscal Year 2017 Amount Funded	\$	3,570,000
Fiscal Year 2018 Amount Funded	\$	3,887,346
Fiscal Year 2019 Amount Funded	\$	4,269,552
Fiscal Year 2020 Amount Funded	\$	4,120,672
Fiscal Year 2021 Amount Funded	\$	3,981,963
Fiscal Year 2022 Amount Funded	\$	3,627,381

**PORT FREEPORT**  
**OPERATING EXPENSES BY DEPARTMENT**  
**December 31, 2021**

	YEAR	PRIOR YEAR	PRIOR YEAR	3	BUDGET	TOTAL
	TO-DATE	TO-DATE	% OVER (UNDER)	MONTHS BUDGET	% OVER (UNDER)	2022 BUDGET
<b>COMMISSIONERS</b>						
<b>OPERATING EXPENSES:</b>						
Port salaries/wages	\$ 14,400	\$ 14,400	0%	\$ 15,122	0%	\$ 60,500
Port employee benefits	19,605	23,038	-15%	19,872	0%	86,074
Professional services	-	\$ -	0%	-	0%	-
Training, travel & promotional	6,853	3,485	97%	20,540	-67%	72,500
Supplies	84	162	-48%	122	-31%	500
Utilities	1,778	1,778	0%	2,013	-12%	8,050
<b>Total Operating Expenses</b>	<b>\$ 42,720</b>	<b>\$ 42,863</b>	<b>0%</b>	<b>\$ 57,669</b>	<b>-26%</b>	<b>\$ 227,624</b>

**ADMINISTRATION & FOREIGN TRADE ZONE**

<b>OPERATING EXPENSES:</b>						
Port salaries/wages	\$ 234,709	\$ 248,456	-6%	\$ 342,704	-32%	\$ 1,393,300
Port employee benefits	71,366	71,529	0%	92,493	-23%	507,539
Professional services	88,718	115,650	-23%	207,838	-57%	856,750
Training, travel & promotional	28,560	19,418	47%	47,379	-40%	180,800
Supplies	6,411	6,256	2%	7,023	-9%	31,550
Utilities	11,389	10,477	9%	17,078	-33%	68,300
Business Insurance	361,542	334,377	8%	360,723	0%	1,557,500
Other services & charges	239,410	75,730	216%	119,945	100%	484,700
Maintenance & repair	27,566	26,460	4%	197,166	-86%	339,150
Depreciation	1,963,838	2,065,488	-5%	1,935,924	1%	8,093,700
<b>Total Operating Expenses</b>	<b>\$ 3,033,509</b>	<b>\$ 2,973,841</b>	<b>2%</b>	<b>\$ 3,328,273</b>	<b>-9%</b>	<b>\$ 13,513,289</b>

**ENGINEERING**

<b>OPERATING EXPENSES:</b>						
Port salaries/wages	\$ 85,670	\$ 86,774	-1%	\$ 106,997	-20%	\$ 428,000
Port employee benefits	31,043	29,079	7%	33,554	-7%	168,314
Professional services	4,032	4,900	-18%	25,002	-84%	100,000
Training, travel & promotional	2,240	2,000	12%	7,344	-69%	28,800
Supplies	591	605	-2%	1,485	-60%	5,950
Utilities	1,771	1,294	37%	1,776	0%	7,100
Other services & charges	40	40	0%	651	-94%	2,600
Maintenance & repair	-	-	0%	126	-100%	500
<b>Total Operating Expenses</b>	<b>\$ 125,387</b>	<b>\$ 124,692</b>	<b>1%</b>	<b>\$ 176,935</b>	<b>-29%</b>	<b>\$ 741,264</b>

**OPERATIONS**

<b>OPERATING EXPENSES:</b>						
Port salaries/wages	\$ 294,456	\$ 307,416	-4%	\$ 373,574	-21%	\$ 1,539,209
Port employee benefits	118,447	118,129	0%	126,774	-7%	652,675
Professional services	3,866	-	0%	2,500	55%	4,000
Training, travel & promotional	4,236	2,080	104%	9,067	-53%	31,000
Supplies	20,623	13,428	54%	19,091	8%	68,450
Utilities	134,107	137,913	-3%	163,103	-18%	652,400
Other services & charges	17,856	33,462	-47%	15,670	14%	174,450
Maintenance & repair	250,481	129,530	93%	130,320	92%	526,650
<b>Total Operating Expenses</b>	<b>\$ 844,072</b>	<b>\$ 741,958</b>	<b>14%</b>	<b>\$ 840,099</b>	<b>0%</b>	<b>\$ 3,648,834</b>

**PORT FREEPORT**  
**OPERATING EXPENSES BY DEPARTMENT**  
**December 31, 2021**

	YEAR	PRIOR YEAR	PRIOR YEAR	3	BUDGET	TOTAL
	TO-DATE	TO-DATE	% OVER (UNDER)	MONTHS BUDGET	% OVER (UNDER)	2022 BUDGET
<b><u>BUSINESS DEVELOPMENT</u></b>						
<b>OPERATING EXPENSES:</b>						
Port salaries/wages	\$ 76,876	\$ 72,949	5%	\$ 95,135	-19%	\$ 436,800
Port employee benefits	28,231	27,929	1%	30,476	-7%	183,568
Professional services	-	-	0%	-	0%	-
Training, travel & promotional	75,561	21,299	255%	107,736	-30%	476,900
Supplies	681	685	-1%	1,083	-37%	4,350
Utilities	1,569	1,326	18%	2,064	-24%	8,250
Other services & charges	4,293	21,974	-80%	5,627	-24%	22,500
Maintenance & repair	-	-	0%	-	0%	-
<b>Total Operating Expenses</b>	<b>\$ 187,211</b>	<b>\$ 146,162</b>	<b>28%</b>	<b>\$ 242,121</b>	<b>-23%</b>	<b>\$ 1,132,368</b>

**PROTECTIVE SERVICES**

<b>OPERATING EXPENSES:</b>						
Port salaries/wages	\$ 23,974	\$ 23,874	0%	\$ 33,947	-29%	\$ 135,791
Port employee benefits	9,722	9,409	3%	9,956	-2%	50,130
Professional services	411,866	390,932	5%	440,311	-6%	1,761,250
Training, travel & promotional	157	42	274%	3,451	-95%	12,900
Supplies	8,554	7,050	21%	16,221	-47%	45,900
Utilities	7,048	6,298	12%	14,104	-50%	56,400
Other services & charges	6,201	8,033	-23%	9,885	-37%	39,550
Maintenance & repair	18,843	19,380	-3%	15,138	24%	61,000
<b>Total Operating Expenses</b>	<b>\$ 486,365</b>	<b>\$ 465,018</b>	<b>5%</b>	<b>\$ 543,013</b>	<b>-10%</b>	<b>\$ 2,162,921</b>

**CONSOLIDATED - TOTAL**

<b>OPERATING EXPENSES:</b>						
Port salaries/wages	\$ 730,085	753,869	-3%	\$ 967,479	-25%	\$ 3,993,600
Port employee benefits	278,414	279,113	0%	313,125	-11%	1,648,300
Professional services	508,482	511,482	-1%	675,651	-25%	2,722,000
Training, travel & promotional	117,607	48,324	143%	195,517	-40%	802,900
Supplies	36,944	28,186	31%	45,025	-18%	156,700
Utilities	157,662	159,086	-1%	200,138	-21%	800,500
Business Insurance	361,542	334,377	8%	360,723	0%	1,557,500
Other services & charges	267,800	139,239	92%	151,778	76%	723,800
Maintenance & repair	296,890	175,370	69%	342,750	-13%	927,300
Depreciation	1,963,838	2,065,488	-5%	1,935,924	1%	8,093,700
<b>Total Operating Expenses</b>	<b>\$ 4,719,264</b>	<b>\$ 4,494,534</b>	<b>5%</b>	<b>\$ 5,188,110</b>	<b>-9%</b>	<b>\$ 21,426,300</b>

# **PORT FREEPORT - VELASCO TERMINAL ONLY**

## **STATEMENT OF REVENUES AND EXPENSES**

**December 31, 2021**

	<b>YEAR</b>	<b>PRIOR YEAR</b>	<b>% OVER</b>	<b>3</b>	<b>% OVER</b>	<b>TOTAL</b>
	<b>TO DATE</b>	<b>TO DATE</b>	<b>(UNDER)</b>	<b>MONTHS</b>	<b>(UNDER)</b>	<b>2022</b>
				<b>BUDGET</b>		<b>BUDGET</b>
<b>OPERATING REVENUES:</b>						
Wharfage	\$ 383,217	\$ 328,217	17%	\$ 419,622	-9%	\$ 1,678,494
Dockage & deep water berth	186,612	164,539	13%	221,661	-16%	886,642
Equipment & pallet use fees	268,348	247,813	8%	307,356	-13%	1,229,420
Facility use fees	51,560	32,544	58%	16,978	204%	67,900
Security Fees	54,090	48,960	10%	66,001	-18%	263,992
Other Customer Service Fees	84,744	95,032	-11%	-	0%	-
Ground leases	93,004	57,561	62%	116,841	-20%	450,874
<b>Total Operating Revenues</b>	<b>1,121,575</b>	<b>974,666</b>	<b>15%</b>	<b>1,148,459</b>	<b>-2%</b>	<b>4,577,322</b>
<b>OPERATING EXPENSES:</b>						
Port salaries/wages	54,331	65,277	-17%	70,238	-23%	280,937
Port employee benefits	16,365	21,631	-24%	23,378	-30%	122,809
Training, travel, and promotional	-	-	0%	314	-100%	1,250
Utilities	20,381	21,641	-6%	39,114	-48%	156,450
Business Insurance	79,966	82,213	-3%	79,965	0%	344,907
Maintenance & repair	176,027	68,533	157%	39,645	344%	158,550
Depreciation	713,516	717,504	-1%	892,875	-20%	3,571,500
<b>Total Operating Expenses</b>	<b>1,060,586</b>	<b>976,799</b>	<b>9%</b>	<b>1,145,529</b>	<b>-7%</b>	<b>4,636,403</b>
<b>OPERATING INCOME (LOSS)</b>	<b>60,989</b>	<b>(2,133)</b>	<b>-2959%</b>	<b>2,930</b>	<b>1982%</b>	<b>(59,081)</b>
<b>NON-OPERATING REVENUES (EXPENSES)</b>						
Debt interest and fees	(505,670)	(173,886)	191%	(829,173)	-39%	(3,317,856)
<b>Total Non-Operating Revenue (Expenses)</b>	<b>(505,670)</b>	<b>(173,886)</b>	<b>191%</b>	<b>(829,173)</b>	<b>-39%</b>	<b>(3,317,856)</b>
<b>CHANGE IN NET POSITION</b>	<b>\$ (444,681)</b>	<b>\$ (176,019)</b>	<b>153%</b>	<b>\$ (826,243)</b>	<b>0%</b>	<b>\$ (3,376,937)</b>

**PORT FREEPORT**  
Port Improvement Projects Summary  
December 31, 2021

Project	Contract Award	Change Orders	Total Contract	Current Year Budget	Incurred to Date FY 2022	CIP Prior Years	Incurred to Date Total	Balance to Finish
<b>Velasco Term Phase II - Berth 8</b>	<b>133,856,037.88</b>	<b>(13,283,496.98)</b>	<b>120,572,540.90</b>	<b>49,084,100.00</b>	<b>1,169,614.61</b>	<b>82,857,443.53</b>	<b>84,027,058.14</b>	<b>36,545,482.76</b>
EDSA	4,144,063.24	589,830.00	4,733,893.24		74,503.08	3,835,598.28	3,910,101.36	823,791.88
Construction	129,677,607.30	(13,873,326.98)	115,804,280.32		1,095,111.53	78,987,477.91	80,082,589.44	35,721,690.88
Other not in contract	34,367.34	0.00	34,367.34		0.00	34,367.34	34,367.34	0.00
<b>RORO Ramp - Berth 8</b>	<b>24,921,340.40</b>	<b>392,100.00</b>	<b>25,313,440.40</b>	<b>0.00</b>	<b>6,756.55</b>	<b>748,327.65</b>	<b>755,084.20</b>	<b>24,558,356.20</b>
EDSA	46,652.40	392,100.00	438,752.40		6,756.55	222,091.65	228,848.20	209,904.20
Construction	24,874,688.00	0.00	24,874,688.00		0.00	526,236.00	526,236.00	24,348,452.00
Other not in contract	0.00	0.00	0.00		0.00	0.00	0.00	0.00
<b>VT- North Gate Entrance</b>	<b>0.00</b>	<b>0.00</b>	<b>0.00</b>	<b>400,000.00</b>	<b>0.00</b>	<b>0.00</b>	<b>0.00</b>	<b>0.00</b>
EDSA	0.00	0.00	0.00		0.00	0.00	0.00	0.00
Construction	0.00	0.00	0.00		0.00	0.00	0.00	0.00
Other not in contract	0.00	0.00	0.00		0.00	0.00	0.00	0.00
<b>Land &amp; Improvements</b>	<b>4,442,013.60</b>	<b>0.00</b>	<b>4,442,013.60</b>	<b>750,000.00</b>	<b>204,301.98</b>	<b>4,214,570.62</b>	<b>4,418,872.60</b>	<b>23,141.00</b>
EDSA	0.00	0.00	0.00		0.00	0.00	0.00	0.00
Construction	0.00	0.00	0.00		0.00	0.00	0.00	0.00
Other not in contract	4,442,013.60	0.00	4,442,013.60		204,301.98	4,214,570.62	4,418,872.60	23,141.00
<b>Parcel 14 Rail Development Phase II</b>	<b>0.00</b>	<b>0.00</b>	<b>0.00</b>	<b>250,000.00</b>	<b>0.00</b>	<b>0.00</b>	<b>0.00</b>	<b>0.00</b>
EDSA	0.00	0.00	0.00		0.00	0.00	0.00	0.00
Construction	0.00	0.00	0.00		0.00	0.00	0.00	0.00
Other not in contract	0.00	0.00	0.00		0.00	0.00	0.00	0.00
<b>Transit Shed Modifications</b>	<b>248,216.43</b>	<b>0.00</b>	<b>248,216.43</b>	<b>1,500,000.00</b>	<b>0.00</b>	<b>213,097.98</b>	<b>213,097.98</b>	<b>35,118.45</b>
EDSA	248,000.00	0.00	248,000.00		0.00	212,881.55	212,881.55	35,118.45
Construction	0.00	0.00	0.00		0.00	0.00	0.00	0.00
Other not in contract	216.43	0.00	216.43		0.00	216.43	216.43	0.00
<b>M &amp; R - Joint Repairs</b>	<b>0.00</b>	<b>0.00</b>	<b>0.00</b>	<b>20,000.00</b>	<b>0.00</b>	<b>0.00</b>	<b>0.00</b>	<b>0.00</b>
EDSA	0.00	0.00	0.00		0.00	0.00	0.00	0.00
Construction	0.00	0.00	0.00		0.00	0.00	0.00	0.00
Other not in contract	0.00	0.00	0.00		0.00	0.00	0.00	0.00
<b>M &amp; R - Railroad Track Renovations</b>	<b>0.00</b>	<b>0.00</b>	<b>0.00</b>	<b>25,000.00</b>	<b>0.00</b>	<b>0.00</b>	<b>0.00</b>	<b>0.00</b>
EDSA	0.00	0.00	0.00		0.00	0.00	0.00	0.00
Construction	0.00	0.00	0.00		0.00	0.00	0.00	0.00
Other not in contract	0.00	0.00	0.00		0.00	0.00	0.00	0.00
<b>M &amp; R - Roads</b>	<b>0.00</b>	<b>0.00</b>	<b>0.00</b>	<b>200,000.00</b>	<b>0.00</b>	<b>0.00</b>	<b>0.00</b>	<b>0.00</b>
EDSA	0.00	0.00	0.00		0.00	0.00	0.00	0.00
Construction	0.00	0.00	0.00		0.00	0.00	0.00	0.00
Other not in contract	0.00	0.00	0.00		0.00	0.00	0.00	0.00
<b>Operations Building Upgrade</b>	<b>76,821.12</b>	<b>0.00</b>	<b>76,820.93</b>	<b>0.00</b>	<b>0.00</b>	<b>4,337.69</b>	<b>4,337.69</b>	<b>72,483.24</b>
EDSA	8,000.00	0.00	8,000.00		0.00	2,250.00	2,250.00	5,750.00
Construction	68,820.93	0.00	68,820.93		0.00	2,087.69	2,087.69	66,733.24
Other not in contract	0.19	0.00	0.00		0.00	0.00	0.00	0.00
<b>Maintenance Shop Repairs</b>	<b>74,820.93</b>	<b>0.00</b>	<b>74,820.93</b>	<b>0.00</b>	<b>2,087.69</b>	<b>3,045.00</b>	<b>5,132.69</b>	<b>69,688.24</b>
EDSA	8,087.69	0.00	8,087.69		2,087.69	3,045.00	5,132.69	2,955.00
Construction	66,733.24	0.00	66,733.24		0.00	0.00	0.00	66,733.24
Other not in contract	0.00	0.00	0.00		0.00	0.00	0.00	0.00
<b>Dole Office Bldg Repairs</b>	<b>0.00</b>	<b>0.00</b>	<b>0.00</b>	<b>100,000.00</b>	<b>0.00</b>	<b>0.00</b>	<b>0.00</b>	<b>0.00</b>
EDSA	0.00	0.00	0.00		0.00	0.00	0.00	0.00
Construction	0.00	0.00	0.00		0.00	0.00	0.00	0.00
Other not in contract	0.00	0.00	0.00		0.00	0.00	0.00	0.00
<b>Gate 8 Renovations</b>	<b>0.00</b>	<b>0.00</b>	<b>0.00</b>	<b>170,000.00</b>	<b>0.00</b>	<b>0.00</b>	<b>0.00</b>	<b>0.00</b>
EDSA	0.00	0.00	0.00		0.00	0.00	0.00	0.00
Construction	0.00	0.00	0.00		0.00	0.00	0.00	0.00
Other not in contract	0.00	0.00	0.00		0.00	0.00	0.00	0.00
<b>VT Backlands Area IV</b>	<b>528,394.21</b>	<b>0.00</b>	<b>528,394.21</b>	<b>2,000,000.00</b>	<b>597.78</b>	<b>92,961.92</b>	<b>93,559.70</b>	<b>434,834.51</b>
EDSA	528,388.18	0.00	528,388.18		597.78	92,955.89	93,553.67	434,834.51
Construction	0.00	0.00	0.00		0.00	0.00	0.00	0.00
Other not in contract	6.03	0.00	6.03		0.00	6.03	6.03	0.00
<b>Inner Harbor Berth Repairs</b>	<b>59,800.00</b>	<b>0.00</b>	<b>59,800.00</b>	<b>400,000.00</b>	<b>0.00</b>	<b>59,800.00</b>	<b>59,800.00</b>	<b>0.00</b>
EDSA	0.00	0.00	0.00		0.00	0.00	0.00	0.00
Construction	0.00	0.00	0.00		0.00	0.00	0.00	0.00
Other not in contract	59,800.00	0.00	59,800.00		0.00	59,800.00	59,800.00	0.00
<b>Levee Stabilization Reach 2</b>	<b>30,996,657.18</b>	<b>0.00</b>	<b>30,996,657.18</b>	<b>0.00</b>	<b>2,280,793.96</b>	<b>26,285,189.98</b>	<b>28,565,983.94</b>	<b>2,430,673.24</b>
EDSA	1,911,657.18	0.00	1,911,657.18		5,787.96	1,892,263.98	1,898,051.94	13,605.24
Construction	29,085,000.00	0.00	29,085,000.00		2,275,006.00	24,392,926.00	26,667,932.00	2,417,068.00
Other not in contract	0.00	0.00	0.00		0.00	0.00	0.00	0.00
<b>Total</b>				<b>\$ 54,899,100.00</b>	<b>\$ 3,664,152.57</b>	<b>\$ 114,478,774.37</b>	<b>\$ 118,142,926.94</b>	<b>\$ 64,169,777.64</b>



1100 Cherry Street, FREEPORT, TX 77541  
(979) 233-2667 1 (800) 362-5743 FAX: (979) 373-0023  
PORT FREEPORT

QUARTERLY INVESTMENT SUMMARY  
December 31, 2021

**Unrestricted Resources:** The \$49.5 million portfolio (market value) of unrestricted resources is structured to have funds available to meet anticipated capital expenditures and monthly Port operating requirements, if needed. In the current portfolio all the investments have maturities of less than six months. The portfolio composition is primarily Federal Treasury & Agency securities and money market funds. Investments have been made with the intent to hold them until maturity.

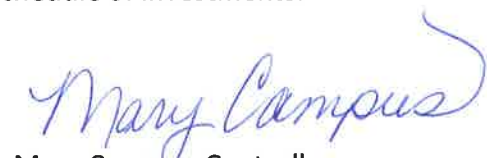
**Restricted Resources:** The \$96.8 million portfolio (market value) includes bond reserve requirements of \$16.2 million, restricted funds of \$12.7 thousand in the U.S. Army Corps of Engineers (Corps) escrow accounts, \$14.1 million of capital improvements reserve, \$12.5 million in 2019 General Obligation Bond project funds, \$39.2 million in 2021 General Obligation Bond project funds, \$4.3 million in 2019B Revenue Bond project funds and \$10.5 million in 2021 Revenue Bond project funds. The portfolio of restricted resources is structured to provide the liquidity needed to make scheduled bond payments from interest and sinking accounts, commission approved capital improvements, and to meet the requirements of the Corps projects. The current portfolio has ninety-three percent of the investments having maturities less than six months and seven percent maturing in over twelve months. The portfolio composition is primarily Federal Treasury & Agency securities, certificates of deposits, and money market funds. Investments have been made with the intent to hold them until maturity. The principal and interest payments totaling \$3,651,125.58 for the Senior Lien Revenue Refunding Bonds Series 2013A, Senior Lien Revenue and Refunding Bonds Series 2015A, Senior Lien Revenue Refunding Bonds-Series 2018, Senior Lien Revenue Bonds Series 2019A and 2019B, and Senior Lien Revenue Bonds Series 2021 were made on November 19<sup>th</sup>. Following is a summary of the total portfolio activity for the quarter ended December 31, 2021:

Investments	Face Value	Market	Ratio	Weighted Avg. Yield	Weighted Avg. Maturity (Days)	Benchmark Yield
Beginning of Period	\$145,914,128	\$146,584,849	1.00	.10%	117.83	0.04%
Purchases	6,407,438					
Maturities	6,368,299					
Sales	0					
End of Period	<u>\$145,953,267</u>	\$146,358,177	1.00	.08%	94.85	0.03%

Total accrued interest at end of period: \$28,121

The fund portfolio is in compliance with the Port's investment policy, as amended July 1, 2021, and the Public Funds Investment Act. See attached supporting schedule of investments.

  
Rob Lowe, Chief Financial Officer

  
Mary Campus, Controller

PORT COMMISSION



PORT FREEPORT  
QUARTERLY INVESTMENT REPORT  
12/31/21

Type	Broker	Purchase	Maturity	Interest		09/30/21	09/30/21	09/30/21			12/31/21	12/31/21	12/31/21
Sec.	Code	Date	Date	Rate	Yield	Face	Amortized	Fair Market	Purchases	Sales/ Maturities	Face	Amortized	Fair Market
						Value	Cost	Value			Value	Cost	Value
<i>OPERATING FUNDS:</i>													
MM	TP	-	-	0.028	0.028	48,720,687.70	48,720,687.70	48,720,687.70	377,313.91		49,098,001.61	49,098,001.61	49,098,001.61
MM	TP	-	-	0.028	0.028	4,195.80	4,195.80	4,195.80	398,745.36		402,941.16	402,941.16	402,953.29
TOTAL ENTERPRISE FUND -UNRESTRICTED						<u>48,724,883.50</u>	<u>48,724,883.50</u>	<u>48,724,883.50</u>	<u>776,059.27</u>	<u>0.00</u>	<u>49,500,942.77</u>	<u>49,500,942.77</u>	<u>49,500,954.90</u>

INVESTMENT SUMMARY:

MM	49,500,942.77	100.00%
C.D.	0.00	0.00%
TREASURY	0.00	0.00%
AGENCY	0.00	0.00%
TX MUNICIPAL	0.00	0.00%
	<u>49,500,942.77</u>	

WEIGHTED AVERAGE YIELD 0.03 %

BENCHMARK - 3 MO. TBILL 0.030 %

BROKER CODE:  
HS = HILLTOP SECURITIES  
FNB =FIRST NATIONAL BANK  
TGB = TEXAS GULF BANK  
TP = TEXPOOL

LIQUIDITY SUMMARY:

0-1 MONTH	49,500,942.77	100.00%
1-6 MONTHS	0.00	0.00%
6-12 MONTHS	0.00	0.00%
OVER 12 MONTH:	<u>0.00</u>	0.00%
	<u>49,500,942.77</u>	

Type Sec.	Broker Code	Purchase Date	Maturity Date	Interest Rate	Yield	09/30/21 Face Value	09/30/21 Amortized Cost	09/30/21 Fair Market Value	Purchases	Sales/ Maturities	12/31/21 Face Value	12/31/21 Amortized Cost	12/31/21 Fair Market Value
<b>RESTRICTED</b>													
<i>CAPITAL IMPROVEMENTS:</i>													
MM	HS		-	0.029	0.029	822.91	822.91	822.91	0.06		822.97	822.97	822.97
MM	TP	-	-	0.028	0.028	10,494,967.99	10,494,967.99	10,494,967.99	3,628,524.70		14,123,492.69	14,123,492.69	14,123,492.69
TOTAL CAPITAL IMPROVEMENTS						10,495,790.90	10,495,790.90	10,495,790.90	3,628,524.76	0.00	14,124,315.66	14,124,315.66	14,124,315.66
<i>45 FOOT PROJECT FUNDS RESTRICTED:</i>													
MM	TGB	-	-	0.010	0.010	10,658.57	10,658.57	10,658.57		124.83	10,533.74	10,533.74	10,533.74
TOTAL 45 FOOT PROJECT FUNDS -RESTRICTED						10,658.57	10,658.57	10,658.57	0.00	124.83	10,533.74	10,533.74	10,533.74
<i>FREEPORT HARBOR NAVIGATION PROJECT FEASIBILITY STUDY FUND RESTRICTED:</i>													
MM	FNB	-	-	0.010	0.010	1,098.30	1,098.30	1,098.30	0.03		1,098.33	1,098.33	1,098.33
FUND						1,098.30	1,098.30	1,098.30	0.03	0.00	1,098.33	1,098.33	1,098.33
<i>FREEPORT HARBOR ASSUMPTION OF OPERATIONS AND MAINTENANCE FUND RESTRICTED:</i>													
MM	FNB	-	-	0.010	0.010	1,041.67	1,041.67	1,041.67	0.03		1,041.70	1,041.70	1,041.70
TOTAL FREEPORT HARBOR ASSUMPTION OF OPS & MAINTENANCE FUND						1,041.67	1,041.67	1,041.67	0.03	0.00	1,041.70	1,041.70	1,041.70
<i>INTEREST &amp; SINKING:</i>													
MM	TP2013A Debt Service		-	0.028	0.028	1,976,298.55	1,976,298.55	1,976,298.55	429,578.98		2,405,877.53	2,405,877.53	2,405,877.53
MM	TP-G.O. Bond I & S		-	0.028	0.028	249,009.67	249,009.67	249,009.67	365,653.86		614,663.53	614,663.53	614,663.53
MM	TP-'15 I & S		-	0.028	0.028	2,287,900.71	2,287,900.71	2,287,900.71		203,048.85	2,084,851.86	2,084,851.86	2,084,851.86
MM	TP-'18 I & S		-	0.028	0.028	1,895,399.38	1,895,399.38	1,895,399.38		204,302.01	1,691,097.37	1,691,097.37	1,691,097.37
MM	TP-'19A Rev Bond I & S		-	0.028	0.028	1,415,701.88	1,415,701.88	1,415,701.88		304,134.99	1,111,566.89	1,111,566.89	1,111,566.89
MM	TP-'19B Rev Bond I & S		-	0.028	0.028	790,915.66	790,915.66	790,915.66		107,737.90	683,177.76	683,177.76	683,177.76
MM	TP-'21 Rev Bond I & S		-	0.028	0.028	300,000.23	300,000.23	300,000.23	65,203.52		365,203.75	365,203.75	365,203.75
TOTAL INTEREST & SINKING						8,915,226.08	8,915,226.08	8,915,226.08	860,436.36	819,223.75	8,956,438.69	8,956,438.69	8,956,438.69
<i>2013A SENIOR LIEN REFUNDING BOND RESERVE FUND - RESTRICTED:</i>													
MM	HS	-	-	0.029	0.029	11,695.16	11,695.16	11,695.16		8,792.46	2,902.70	2,902.70	2,902.70
CD	HS	10/23/15	10/22/21	1.900	1.900	245,000.00	245,000.00	245,000.00		245,000.00	0.00	0.00	0.00
CD	HS	10/23/15	10/22/21	1.900	1.900	160,000.00	160,000.00	160,000.00		160,000.00	0.00	0.00	0.00
CD	HS	03/09/20	03/07/22	1.600	1.000	245,000.00	245,422.28	245,000.00			245,000.00	245,177.97	245,000.00
CD	HS	03/09/20	03/28/22	2.750	1.000	235,000.00	236,782.95	235,000.00			235,000.00	235,871.68	235,000.00
AG	HS	10/29/20	11/02/23	0.290	0.315	420,000.00	419,781.34	419,672.40			420,000.00	419,807.72	417,160.80
TNOTE	HS	10/29/21	10/15/24	0.625	0.760	0.00	0.00	0.00	418,000.00		418,000.00	416,446.88	414,720.33
TNOTE	HS	04/01/21	02/28/26	0.500	0.877	247,000.00	242,893.17	243,439.05			247,000.00	243,127.71	240,621.44
<i>2015A SENIOR LIEN REVENUE &amp; REFUNDING BONDS - RESTRICTED:</i>													
MM	HS	-	-	0.029	0.029	5,473.06	5,473.06	5,473.06		3,463.47	2,009.59	2,009.59	2,009.59
CD	HS	10/21/15	10/21/21	2.400	2.400	245,000.00	245,000.00	245,000.00		245,000.00	0.00	0.00	0.00
CD	HS	10/23/15	10/22/21	1.900	1.900	25,000.00	25,000.00	25,000.00		25,000.00	0.00	0.00	0.00
AG	HS	10/29/20	11/02/23	0.290	0.315	855,000.00	854,554.80	854,333.10			855,000.00	854,608.48	849,220.20
TNOTE	HS	10/29/21	10/15/24	0.625	0.760	0.00	0.00	0.00	279,000.00		279,000.00	277,963.35	276,810.94
TNOTE	HS	03/31/21	12/31/25	0.375	0.874	227,000.00	222,209.12	223,004.54			227,000.00	222,493.11	220,463.70
<i>2018 SENIOR LIEN REVENUE REFUNDING BONDS - RESTRICTED:</i>													
MM	HS	-	-	0.029	0.029	13,070.06	13,070.06	13,070.06	8,539.21		21,609.27	21,609.27	21,609.27
AG	HS	10/29/20	11/02/23	0.290	0.315	35,000.00	34,981.46	34,972.70			35,000.00	34,983.57	34,763.40
TNote	HS	06/18/21	12/31/24	1.750	0.552	970,000.00	1,007,349.13	1,006,921.66			970,000.00	1,004,456.77	992,694.70
<i>2019A SENIOR LIEN REVENUE BONDS - RESTRICTED:</i>													
MM	HS	-	-	0.029	0.029	54,124.17	54,124.17	54,124.17		35,707.50	18,416.67	18,416.67	18,416.67
TNOTE	HS	10/29/21	10/15/24	0.625	0.760	0.00	0.00	0.00	53,000.00		53,000.00	52,803.08	52,584.16
TNOTE	HS	01/08/20	12/31/25	2.625	1.671	1,312,000.00	1,362,469.45	1,412,017.92			1,312,000.00	1,359,481.56	1,389,398.95

Type	Broker	Purchase	Maturity	Interest		09/30/21	09/30/21	09/30/21	Purchases	Sales/	12/31/21	12/31/21	12/31/21
Sec.	Code	Date	Date	Rate	Yield	Face	Amortized	Fair Market		Maturities	Face	Amortized	Fair Market
						Value	Cost	Value			Value	Cost	Value
<i>2019B SENIOR LIEN REVENUE BONDS - RESTRICTED:</i>													
MM	HS	-	-	0.029	0.029	25,665.61	25,665.61	25,665.61	8,495.61		34,161.22	34,161.22	34,161.22
TNOTE	HS	1/8/2020	12/31/23	2.250	1.592	755,000.00	765,807.98	787,397.34			755,000.00	764,599.79	777,683.10
<i>2021 SENIOR LIEN REVENUE BONDS - RESTRICTED:</i>													
MM	HS	-	-	0.029	0.029	1,640.00	1,640.00	1,640.00	0.05		1,640.05	1,640.05	1,640.05
AG	HS	8/26/2021	06/26/25	0.670	0.677	1,060,000.00	1,059,741.63	1,046,886.59			1,060,000.00	1,059,759.05	1,045,107.00
TOTAL BOND RESERVE FUNDS						7,147,668.06	7,238,661.37	7,295,313.36	767,034.87	722,963.43	7,191,739.50	7,272,320.22	7,271,968.22
<i>BOND PROJECT FUNDS- RESTRICTED FOR CAPITAL IMPROVEMENTS:</i>													
MM	TP-2019 G.O.BOND FUNDS		-	0.028	0.028	13,486,843.30	13,486,843.30	13,486,843.30		980,769.91	12,506,073.39	12,506,073.39	12,506,073.39
MM	TP-2021 G.O.BOND FUNDS			0.028	0.028	438.87	438.87	438.87		0.00	438.87	438.87	438.87
MM	TP-2019B BOND FUNDS		-	0.028	0.028	5,940,541.16	5,940,541.16	5,940,541.16		1,626,971.91	4,313,569.25	4,313,569.25	4,313,569.25
MM	TP-2021 REV BOND FUNDS		-	0.029	0.029	12,708,199.59	12,708,199.59	12,708,199.59		2,218,245.03	10,489,954.56	10,489,954.56	10,489,954.56
MM	HS-2021 G.O. BOND FUNDS			0.029	0.029	286,737.55	286,737.55	286,737.55	375,382.89		662,120.44	662,120.44	662,120.44
TNOTE	HS-2021GO	05/03/21	05/31/22	1.875	0.071	9,730,000.00	9,846,800.10	9,847,688.73			9,730,000.00	9,802,579.49	9,800,659.45
TNOTE	HS-2021GO	05/03/21	06/15/22	1.750	0.079	9,755,000.00	9,870,179.39	9,871,443.09			9,755,000.00	9,829,107.68	9,826,275.10
TNOTE	HS-2021GO	06/16/21	06/30/22	2.125	0.082	18,710,000.00	18,995,862.44	18,998,943.96			18,710,000.00	18,899,527.85	18,892,734.77
TOTAL BOND PROJECT FUNDS						70,617,760.47	71,135,602.40	71,140,836.25	375,382.89	4,825,986.85	66,167,156.51	66,503,371.53	66,491,825.83
TOTAL ENTERPRISE FUND RESTRICTED						97,189,244.05	97,798,079.29	97,859,965.13	5,631,378.94	6,368,298.86	96,452,324.13	96,869,119.87	96,857,222.17

INVESTMENT SUMMARY:

M MARKET	51,146,324.13	53.02%
C.D.	480,000.00	0.50%
TREASURY	42,456,000.00	44.02%
AGENCY	2,370,000.00	2.46%
TX MUNICIPAL	0.00	0.00%
	<u>96,452,324.13</u>	

WEIGHTED AVERAGE YIELD 0.11 %

BENCHMARK - 3 MO. TBILL 0.030 %

LIQUIDITY SUMMARY:

0-1 MONTH	51,146,324.13	53.03%
1-6 MONTHS	38,675,000.00	40.10%
6-12 MONTHS	0.00	0.00%
OVER 12 MONTH:	<u>6,631,000.00</u>	6.87%
	<u>96,452,324.13</u>	

Period: 12/01/21..12/31/21  
Port Freeport

Page 1

FREEPORT\MARY

Check Ledger Entry:

Unaudited  
Page 18 of 39

## Vendor Expenditure

Period: 12/01/21..12/31/21

Port Freeport

Tuesday, January 4, 2022

Page 2

FREEPORTMARY

Check No.	Check Date	Vendor No.	Vendor Name	Check Amount	
Invoice No.	PO No.	GL Account Name	Line Description	Line Amount	
122056	117977		M&R Bldgs-Operations Bldg	125.84	
122056	117977		M&R Bldgs-Buildings VT Berth 7		
122056	117977		M&R Transit Shed-T.S. 1		
122056	117977		For Services 8/01/2021 - 7/31/2022		
122057	119773		M&R Transit Shed-T.S. 1	155.33	
122057	119773		M&R Bldgs-Operations Bldg	155.33	
122057	119773		M&R Bldgs-Buildings VT Berth 7	155.34	
			Line Amount Total	717.68	
<b>89346</b>	<b>12/02/21</b>	<b>V00040</b>	<b>The Brazosport Facts</b>	<b>210.00</b>	
122013	119695		Subscriptions	210.00	
			Line Amount Total	210.00	
<b>89347</b>	<b>12/02/21</b>	<b>V00041</b>	<b>Evco Industrial Hardware</b>	<b>108.90</b>	
122061	119764		Maint & Repair - Pallets	108.90	
			Line Amount Total	108.90	
<b>89348</b>	<b>12/02/21</b>	<b>V00044</b>	<b>Ready Refresh</b>	<b>731.41</b>	
121999	119743		Office Supplies	101.65	
121999	119743		Office Supplies	50.83	
121999	119743		Office Supplies	12.71	
121999	119743		Office Supplies	50.83	
121999	119743		Office Supplies	464.56	
121999	119743		Office Supplies	50.83	
			Line Amount Total	731.41	
<b>89349</b>	<b>12/02/21</b>	<b>V00045</b>	<b>Leo Martin Chevrolet</b>	<b>84.36</b>	
122073	119779		M&R Vehicles-Chevy Truck	84.36	
			Line Amount Total	84.36	
<b>89350</b>	<b>12/02/21</b>	<b>V00046</b>	<b>Sprint Waste Services</b>	<b>430.10</b>	
122078	119766		Contract Services	430.10	
			Line Amount Total	430.10	
<b>89351</b>	<b>12/02/21</b>	<b>V00050</b>	<b>Northern Tool &amp; Equipment</b>	<b>869.99</b>	
122075	119769		M&R Transit Shed-T.S. Sprinkler System	869.99	
			Line Amount Total	869.99	
<b>89352</b>	<b>12/02/21</b>	<b>V00062</b>	<b>AT&amp;T Mobility</b>	<b>828.96</b>	
121963	119688		Telephone	102.73	
121963	119688		Telephone	198.35	
121963	119688		Telephone	92.74	
121963	119688		Telephone	92.74	
121964	119762		Telephone	85.60	
121964	119762		Telephone	214.00	
121964	119762		Telephone	42.80	
			Line Amount Total	828.96	
<b>89353</b>	<b>12/02/21</b>	<b>V00067</b>	<b>Quill Corporation</b>	<b>805.39</b>	
121998	119687		Office Supplies	184.10	
121998	119687		Office Supplies	261.30	
121998	119687		Office Supplies	23.25	
122076	119776		Office Supplies	4.03	
122076	119776		Office Supplies	2.02	
122076	119776		Office Supplies	0.50	
122076	119776		Office Supplies	2.02	
122076	119776		Office Supplies	2.02	
122076	119776		Office Supplies	234.15	

## Vendor Expenditure

Period: 12/01/21..12/31/21

Port Freeport

Tuesday, January 4, 2022

Page 3

FREEPORTMARY

Check No.	Check Date	Vendor No.	Vendor Name	Check Amount	
Invoice No.	PO No.	GL Account Name	Line Description	Line Amount	
122077	119777		Office Supplies	92.00	
			Line Amount Total	805.39	
<b>89354</b>	<b>12/02/21</b>	<b>V00071</b>	<b>Verizon Wireless</b>	<b>170.36</b>	
122083	119783		Telephone	62.99	
122083	119783		Telephone	69.38	
122083	119783		Telephone	37.99	
			Line Amount Total	170.36	
<b>89355</b>	<b>12/02/21</b>	<b>V00083</b>	<b>Jason Hull</b>	<b>136.75</b>	
122071	119784		Telephone	136.75	
			Line Amount Total	136.75	
<b>89356</b>	<b>12/02/21</b>	<b>V00088</b>	<b>Blue Cross Blue Shield of Texas</b>	<b>63,576.60</b>	
121967	119744		Group Medical Insurance	10,284.45	
121967	119744		Group Medical Insurance	7,479.60	
121967	119744		Group Medical Insurance	22,438.80	
121967	119744		Group Medical Insurance	6,544.65	
121967	119744		Group Medical Insurance	1,869.90	
121967	119744		Group Medical Insurance	1,869.90	
121967	119744		Group Medical Insurance	6,544.65	
121967	119744		Group Medical Insurance	2,804.85	
121967	119744		Group Medical Insurance	2,804.85	
121967	119744		Group Medical Insurance	-934.95	
121968	119745		Other Receivables	1,869.90	
			Line Amount Total	63,576.60	
<b>89357</b>	<b>12/02/21</b>	<b>V00095</b>	<b>Swisher &amp; Swisher</b>	<b>1,000.00</b>	
122008	118205		M&R Other-Mowing, Weed Control Etc	1,000.00	
122008	118205		Annual Herbicide Application for Designated Areas		
122008	118205		7/01/21 - 6/30/23		
122008	118205		Two Year Service		
			Line Amount Total	1,000.00	
<b>89358</b>	<b>12/02/21</b>	<b>V00101</b>	<b>Sunstates Security, LLC</b>	<b>32,934.07</b>	
122004	119747		Security Service Fees	512.33	
122005	119748		Security Service Fees	993.60	
122006	119749		Security Service Fees	30,600.14	
122007	119750		Security Service Fees	828.00	
			Line Amount Total	32,934.07	
<b>89359</b>	<b>12/02/21</b>	<b>V00110</b>	<b>Jason Miura</b>	<b>199.00</b>	
121987	119737		Flexible Spending Emp Reimbursement	199.00	
			Line Amount Total	199.00	
<b>89360</b>	<b>12/02/21</b>	<b>V00112</b>	<b>Tricia Vela</b>	<b>105.68</b>	
122014	119702		Telephone	75.00	
122014	119702		Community Events	16.40	
122014	119702		Automobile Expense	14.28	
			Line Amount Total	105.68	
<b>89361</b>	<b>12/02/21</b>	<b>V00132</b>	<b>American Journal of Transportation</b>	<b>2,315.00</b>	
121965	116677		Industry Advertising		
121965	116677		1/2 page Gulf Ports & Trade March 2021		
121965	116677		Industry Advertising		
121965	116677		1/2 Page Ro/Ro Shipping September 2021		
121965	116677		Industry Advertising	1,700.00	

## Vendor Expenditure

Period: 12/01/21..12/31/21

Port Freeport

Tuesday, January 4, 2022

Page 4

FREEPORTMARY

Check No.	Check Date	Vendor No.	Vendor Name	Check Amount	
Invoice No.	PO No.	GL Account Name	Line Description		Line Amount
121965	116677		1/2 Page North American Auto Logistics		
121965	116677		Industry Advertising		
121965	116677		Feb-Sept Daily Newswire banner (180X150)		
121965	116677		Industry Advertising		615.00
121965	116677		Oct-Dec Daily Newswire banner -Apply to FY22		
			Line Amount Total		2,315.00
<b>89362</b>	<b>12/02/21</b>	<b>V00147</b>	<b>Greater Angleton Chamber of Commerce</b>	<b>460.00</b>	
121984	119742		Dues & Memberships & Licenses		460.00
			Line Amount Total		460.00
<b>89363</b>	<b>12/02/21</b>	<b>V00166</b>	<b>Van Scoyoc Associates</b>	<b>22,024.82</b>	
122016	115717		Consultant Fees - Other		11,000.00
122016	115717		Govt. Liaison Service Agreement Oct.2020-Sept 2023		
122016	115717		Consultant Fees - Other		24.82
122016	115717		Expenses Incurred-Not to exceed \$8K over course of		
122016	115717		3yrs contract-CA 10/8/2020		
122082	115717		Consultant Fees - Other		11,000.00
122082	115717		Govt. Liaison Service Agreement Oct.2020-Sept 2023		
122082	115717		Consultant Fees - Other		
122082	115717		Expenses Incurred-Not to exceed \$8K over course of		
122082	115717		3yrs contract-CA 10/8/2020		
			Line Amount Total		22,024.82
<b>89364</b>	<b>12/02/21</b>	<b>V00174</b>	<b>Johannes Hubner Giessen</b>	<b>4,518.00</b>	
122065	119758		M&R TOE-Gantry Crane		753.00
122066	119759		M&R TOE-Gantry Crane		753.00
122067	119785		M&R TOE-Gantry Crane		753.00
122068	119786		M&R TOE-Gantry Crane		753.00
122069	119787		M&R TOE-Gantry Crane		753.00
122070	119788		M&R TOE-Gantry Crane		753.00
			Line Amount Total		4,518.00
<b>89365</b>	<b>12/02/21</b>	<b>V00184</b>	<b>Dianna Kile</b>	<b>2,200.00</b>	
121978	119741		Contract Labor Expense		1,320.00
122085	119790		Contract Labor Expense		440.00
122086	119789		Contract Labor Expense		440.00
			Line Amount Total		2,200.00
<b>89366</b>	<b>12/02/21</b>	<b>V00192</b>	<b>Glomar International, Inc.</b>	<b>197.81</b>	
122064	119772		M&R TOE-Gantry Crane		98.90
122064	119772		M&R TOE-Gantry Crane		98.91
			Line Amount Total		197.81
<b>89367</b>	<b>12/02/21</b>	<b>V00193</b>	<b>Grainger</b>	<b>321.51</b>	
121981	119754		M&R TOE-Gantry Crane		42.45
121981	119754		M&R TOE-Gantry Crane		42.45
121982	119755		M&R TOE-Gantry Crane		86.52
121982	119755		M&R TOE-Gantry Crane		86.53
121983	119756		M&R TOE-Gantry Crane		31.78
121983	119756		M&R TOE-Gantry Crane		31.78
			Line Amount Total		321.51
<b>89368</b>	<b>12/02/21</b>	<b>V00203</b>	<b>ZPMC USA Inc.</b>	<b>135,720.00</b>	
122019	118676		M&R TOE-Gantry Crane		135,720.00
122019	118676		Furnish labor, materials, equipment & Insurance		
122019	118676		for repairs to Crane #1		

**Vendor Expenditure**

Period: 12/01/21..12/31/21

Port Freeport

Tuesday, January 4, 2022

Page 5

FREEPORT/MARY

Check No.	Check Date	Vendor No.	Vendor Name	Check Amount	
Invoice No.	PO No.	GL Account Name	Line Description		Line Amount
122019	118676		Commission Approved 8/12/2021		
			Line Amount Total		135,720.00
<b>89369</b>	<b>12/02/21</b>	<b>V00217</b>	<b>Rick's Outdoor Power Equipment</b>	<b>59.49</b>	
122000	119677		M&R Groundskeeping Equipment-X-Mark Zero Turn 60"		59.49
			Line Amount Total		59.49
<b>89370</b>	<b>12/02/21</b>	<b>V00228</b>	<b>Department of Information Resources</b>	<b>247.25</b>	
121977	119694		Telephone		48.24
121977	119694		Telephone		24.13
121977	119694		Telephone		96.43
121977	119694		Telephone		6.03
121977	119694		Telephone		24.16
121977	119694		Telephone		6.03
121977	119694		Telephone		6.03
121977	119694		Telephone		12.07
121977	119694		Telephone		24.13
			Line Amount Total		247.25
<b>89371</b>	<b>12/02/21</b>	<b>V00246</b>	<b>Brian's Bar-B-Q</b>	<b>3,420.00</b>	
122087	119791		Community Events		3,420.00
			Line Amount Total		3,420.00
<b>89372</b>	<b>12/02/21</b>	<b>V00249</b>	<b>JOC Group Inc.</b>	<b>4,000.00</b>	
122089	116570		Industry Advertising		
122089	116570		Joc Group Media package for FY2021		
122089	116570		FTZ Advertising		4,000.00
122089	116570		Full page FTZ August		
			Line Amount Total		4,000.00
<b>89373</b>	<b>12/02/21</b>	<b>V00267</b>	<b>IWS Gas and Supply of Texas</b>	<b>40.83</b>	
121986	119678		Maint and Operations Supplies		40.83
			Line Amount Total		40.83
<b>89374</b>	<b>12/02/21</b>	<b>V00291</b>	<b>Moore Supply</b>	<b>244.17</b>	
121992	119680		M&R Transit Shed-T.S. 3		244.17
			Line Amount Total		244.17
<b>89375</b>	<b>12/02/21</b>	<b>V00307</b>	<b>Joyce Hudman, County Clerk</b>	<b>13,770.00</b>	
121990	119751		Construction in Progress		13,770.00
			Line Amount Total		13,770.00
<b>89376</b>	<b>12/02/21</b>	<b>V00342</b>	<b>Rico Elevators, Inc.</b>	<b>595.00</b>	
122001	119676		M&R Bldgs-Admin Bldg 1100 Cherry St		595.00
			Line Amount Total		595.00
<b>89377</b>	<b>12/02/21</b>	<b>V00403</b>	<b>Jennifer Barrera</b>	<b>409.20</b>	
121988	119703		Community Events		34.00
121988	119703		Commercial Events		86.80
121988	119703		Community Events		64.96
121988	119703		Community Event-Port Golf Tournament		8.96
121988	119703		Automobile Expense		6.72
121989	119704		Community Events		53.76
121989	119704		Commercial Events		154.00
			Line Amount Total		409.20



## Vendor Expenditure

Period: 12/01/21..12/31/21

Port Freeport

Tuesday, January 4, 2022

Page 6

FREEPORTMARY

Check No.	Check Date	Vendor No.	Vendor Name	Check Amount	
	Invoice No.	PO No.	GL Account Name	Line Description	Line Amount
89378	12/02/21	V00418	Greater Fort Bend Economic Development Council	6,000.00	
	121979	119738		Economic Development - EDA	6,000.00
				Line Amount Total	6,000.00
89379	12/02/21	V00445	BP Equipment	1,002.50	
	121966	119757		M&R Bldgs-Gate 8-Guard Bldg	501.25
	121966	119757		M&R Bldgs-Gate 14	501.25
				Line Amount Total	1,002.50
89380	12/02/21	V00531	Rob Lowe	273.50	
	122002	119739		Telephone	136.75
	122003	119740		Telephone	136.75
				Line Amount Total	273.50
89381	12/02/21	V00553	Business Facilities	4,750.00	
	121969	118632		FY 22 Full page ad, advertorial & enewsletter in	
	121969	118632		October & November issues	
	121969	118632		Industry Advertising-October FY 2022	
	121969	118632		Industry Advertising-November FY 2022	4,750.00
				Line Amount Total	4,750.00
89382	12/02/21	V00627	Zeno Imaging	52.33	
	122018	119690		Maint & Repair - Office Equipment	52.33
				Line Amount Total	52.33
89383	12/02/21	V00632	City Secretary City of Angleton	20.00	
	121976	119691		Community Events	20.00
				Line Amount Total	20.00
89384	12/02/21	V00653	Paul Bridges & Associates, LLC	6,210.10	
	121997	118045		M&R TOE-Gantry Crane	
	121997	118045		Professional Services for Container Crane Repair	
	121997	118045		Board Approved 6/10/2021	
	121997	118045		M&R TOE-Gantry Crane	6,210.10
				Line Amount Total	6,210.10
89385	12/02/21	V00667	ECR-EI Campo Refrigeration	556.50	
	122060	119778		M&R Transit Shed-T.S. 1	556.50
				Line Amount Total	556.50
89386	12/02/21	V00668	DARE Capital Partners, LLC	4,041.77	
	122058	119765		Maint & Repair - Pallets	1,181.44
	122059	119770		Maint & Repair - Pallets	1,476.80
	122059	119770		M&R Other-Mowing, Weed Control Etc	1,383.53
				Line Amount Total	4,041.77
89387	12/02/21	V00697	Northern Safety Co., Inc.	190.52	
	122074	119780		Safety Supplies	190.52
				Line Amount Total	190.52
89388	12/02/21	V00770	UniFirst Holdings Inc.	191.16	
	121930	117829		Annual Contract - Ops Employees uniforms, mats	
	121930	117829		towels, soap etc.	
	121930	117829		Maint and Operations Supplies	49.54
	121930	117829		Other Receivables	14.18
	121930	117829		M&R Bldgs-Operations Bldg	
	121930	117829		Annual Contract - EOC mats, soap etc.	

**Vendor Expenditure**

Period: 12/01/21..12/31/21

Port Freeport

Tuesday, January 4, 2022

Page 7

FREEPORTMARY

Check No.	Check Date	Vendor No.	Vendor Name	Check Amount	
Invoice No.	PO No.	GL Account Name	Line Description		Line Amount
121930	117829		M&R Bldgs-Security Bldg		
121930	117829		Annual Contract - Admin mats, soap etc.		
121930	117829		M&R Bldgs-Admin Bldg 1100 Cherry St		
121930	117829		3Year Agreement Effective June 2021 - May 2023		
121930	117829		2% Annual Increase based on BuyBoard - No auto		
121930	117829		renewal after the end of Year 3		
121930	117829		Year 1 of 3 Year Agreement June 2021 - May 2022		
122015	117829		Annual Contract - Ops Employees uniforms, mats		
122015	117829		towels, soap etc.		
122015	117829		Maint and Operations Supplies		99.08
122015	117829		Other Receivables		28.36
122015	117829		M&R Bldgs-Operations Bldg		
122015	117829		Annual Contract - EOC mats, soap etc.		
122015	117829		M&R Bldgs-Security Bldg		
122015	117829		Annual Contract - Admin mats, soap etc.		
122015	117829		M&R Bldgs-Admin Bldg 1100 Cherry St		
122015	117829		3Year Agreement Effective June 2021 - May 2023		
122015	117829		2% Annual Increase based on BuyBoard - No auto		
122015	117829		renewal after the end of Year 3		
122015	117829		Year 1 of 3 Year Agreement June 2021 - May 2022		
			Line Amount Total		191.16
<b>89389</b>	<b>12/02/21</b>	<b>V00777</b>	<b>McGuireWoods Consulting, LLC</b>	<b>5,000.00</b>	
121924	118078		Consultant Fees - Other		5,000.00
121924	118078		Strategic Communications & Social Media Consulting		
121924	118078		& Developmen for monthly flat fee plus additional		
121924	118078		fees for advertising to be included in separate		
121924	118078		budget item-30 day writted notice to terminate		
121924	118078		Community Advertising -Boost Ad		
			Line Amount Total		5,000.00
<b>89390</b>	<b>12/02/21</b>	<b>V00808</b>	<b>Whitener Enterprises Inc.</b>	<b>120.00</b>	
122017	119577		Fuel/Oil		120.00
			Line Amount Total		120.00
<b>89391</b>	<b>12/02/21</b>	<b>V00834</b>	<b>Feniex Industries Inc.</b>	<b>24.59</b>	
121980	119746		Furniture and Equipment Purchases <\$5,000		24.59
			Line Amount Total		24.59
<b>89392</b>	<b>12/02/21</b>	<b>V00846</b>	<b>Law Office of Victor A. Sturm, PC</b>	<b>1,670.50</b>	
121991	119753		Construction in Progress		1,670.50
			Line Amount Total		1,670.50
<b>89393</b>	<b>12/09/21</b>	<b>V00007</b>	<b>Office Universe, Inc.</b>	<b>27.93</b>	
122162	119836		Office Supplies		27.93
			Line Amount Total		27.93
<b>89394</b>	<b>12/09/21</b>	<b>V00009</b>	<b>Williams Diesel, Inc</b>	<b>23.19</b>	
122176	119841		M&R TOE-Hyster Forklift 440		7.73
122177	119842		M&R TOE-Hyster Forklift 440		15.46
			Line Amount Total		23.19
<b>89395</b>	<b>12/09/21</b>	<b>V00010</b>	<b>Specialties Company</b>	<b>95.73</b>	
122122	119804		M&R Transit Shed-T.S. Sprinkler System		95.73
			Line Amount Total		95.73

**Vendor Expenditure**

Period: 12/01/21..12/31/21

Port Freeport

Tuesday, January 4, 2022

Page 8

FREEPORTMARY

Check No.	Check Date	Vendor No.	Vendor Name	Check Amount	
Invoice No.	PO No.	GL Account Name	Line Description		Line Amount
<b>89396</b>	<b>12/09/21</b>	<b>V00021</b>	<b>Gulf Coast Paper Company</b>	<b>440.90</b>	
122104	119800		Office Supplies		440.90
			Line Amount Total		440.90
<b>89397</b>	<b>12/09/21</b>	<b>V00024</b>	<b>Waste Management</b>	<b>963.23</b>	
122116	119805		Contract Services		411.00
122117	119806		Contract Services		125.00
122118	119807		Contract Services		427.23
			Line Amount Total		963.23
<b>89398</b>	<b>12/09/21</b>	<b>V00039</b>	<b>Brazosport Tire</b>	<b>1,414.69</b>	
122143	119843		M&R Vehicles-Chevy Tahoe		20.00
122144	119844		M&R Vehicles-2020 Chev PU		767.24
122145	119845		M&R TOE-Toyota Forklift		317.70
122146	119846		M&R TOE-Toyota Forklift		309.75
			Line Amount Total		1,414.69
<b>89399</b>	<b>12/09/21</b>	<b>V00040</b>	<b>The Brazosport Facts</b>	<b>585.00</b>	
122172	119873		Community Advertising		585.00
			Line Amount Total		585.00
<b>89400</b>	<b>12/09/21</b>	<b>V00045</b>	<b>Leo Martin Chevrolet</b>	<b>133.05</b>	
122108	119803		M&R Vehicles-Chevy Tahoe		133.05
			Line Amount Total		133.05
<b>89401</b>	<b>12/09/21</b>	<b>V00047</b>	<b>Art's Sign Service</b>	<b>306.00</b>	
122126	119798		M&R Terminal Facilities-FTZ Other		306.00
			Line Amount Total		306.00
<b>89402</b>	<b>12/09/21</b>	<b>V00049</b>	<b>Brazos Fasteners</b>	<b>420.10</b>	
122136	119851		M&R Groundskeeping Equipment-5510 John Deere		35.66
122137	119852		M&R Transit Shed-T.S. 1		11.10
122138	119853		M&R TOE-Street Sweeper		37.58
122139	119854		M&R TOE-Street Sweeper		5.01
122140	119855		M&R TOE-John Deere Gator		5.70
122141	119856		M&R Terminal Facilities-Other		318.00
122142	119857		M&R TOE-Street Sweeper		7.05
			Line Amount Total		420.10
<b>89403</b>	<b>12/09/21</b>	<b>V00054</b>	<b>Summit Electric Supply</b>	<b>2,847.31</b>	
122079	119767		M&R Transit Shed-T.S. 3		997.78
122080	119768		M&R Transit Shed-T.S. 3		852.14
122081	119771		M&R TOE-General Terminal Ops Equip & Tools		9.93
122110	119811		2022 Cyber Security Upgrade		241.41
122111	119812		2022 Cyber Security Upgrade		468.47
122112	119826		2022 Cyber Security Upgrade		10.65
122113	119827		2022 Cyber Security Upgrade		9.41
122165	119839		M&R Leased Facilities-Dole		31.26
122166	119848		M&R TOE-General Terminal Ops Equip & Tools		217.70
122178	119878		2022 Cyber Security Upgrade		8.56
			Line Amount Total		2,847.31
<b>89404</b>	<b>12/09/21</b>	<b>V00070</b>	<b>Darlene Winkler</b>	<b>44.24</b>	
122101	119815		Community Events		29.68
122102	119816		Community Events		14.56
			Line Amount Total		44.24

## Vendor Expenditure

Period: 12/01/21..12/31/21

Port Freeport

Tuesday, January 4, 2022

Page 9

FREEPORTMAYRY

Check No.	Check Date	Vendor No.	Vendor Name	Check Amount	
Invoice No.	PO No.	GL Account Name	Line Description		Line Amount
89405	12/09/21	V00071	Verizon Wireless	151.96	
	122115	119818	Telephone		75.98
	122115	119818	Telephone		37.99
	122115	119818	Telephone		37.99
			Line Amount Total		151.96
89406	12/09/21	V00077	Brookside Equipment	9.00	
	122054	119782	M&R Groundskeeping Equipment-Misc		9.00
			Line Amount Total		9.00
89407	12/09/21	V00087	Payment vendor ledger entry is not found check# 89407.	0.00	
			Line Amount Total		
89408	12/09/21	V00087	Payment vendor ledger entry is not found check# 89408.	0.00	
			Line Amount Total		
89409	12/09/21	V00087	Payment vendor ledger entry is not found check# 89409.	0.00	
			Line Amount Total		
89410	12/09/21	V00087	Reliant	69,643.09	
	122020	119705	Electricity		29,753.18
	122021	119706	Electricity		140.21
	122022	119707	Electricity		196.33
	122023	119708	Electricity		179.77
	122024	119709	Electricity		3,134.55
	122025	119710	Electricity		765.82
	122026	119711	Electricity		26.38
	122027	119712	Electricity		26.55
	122028	119713	Electricity		49.24
	122029	119714	Electricity		3,607.21
	122030	119715	Electricity		14.79
	122031	119716	Electricity		800.33
	122032	119717	Electricity		58.30
	122033	119718	Electricity		1,348.51
	122034	119719	Electricity		36.51
	122036	119721	Electricity		5,796.92
	122037	119722	Electricity		5.75
	122038	119723	Electricity		26.11
	122039	119724	Electricity		139.47
	122040	119725	Electricity		15.37
	122041	119726	Electricity		2,284.36
	122042	119727	Electricity		5,912.23
	122043	119728	Electricity		490.40
	122044	119729	Electricity		309.54
	122045	119730	Electricity		444.77
	122046	119731	Electricity		2,769.53
	122047	119732	Electricity		51.49
	122048	119733	Electricity		21.11
	122049	119734	Electricity		9,527.16
	122050	119735	Electricity		1,146.96
	122051	119736	Electricity		447.62
	122052	119752	Electricity		29.59

**Vendor Expenditure**

Period: 12/01/21..12/31/21

Port Freeport

Tuesday, January 4, 2022

Page 10

FREEPORTMARY

Check No.	Check Date	Vendor No.	Vendor Name	Check Amount	Line Amount
Invoice No.	PO No.	GL Account Name	Line Description		
122180	119876		Electricity		87.03
			Line Amount Total		69,643.09
<b>89411</b>	<b>12/09/21</b>	<b>V00096</b>	<b>Centerpoint Energy</b>	<b>23.19</b>	
122100	119828		Water & Gas		23.19
			Line Amount Total		23.19
<b>89412</b>	<b>12/09/21</b>	<b>V00101</b>	<b>Sunstates Security, LLC</b>	<b>32,095.31</b>	
122167	119869		Security Service Fees		807.30
122168	119870		Security Service Fees		186.30
122169	119871		Security Service Fees		30,454.83
122170	119872		Security Service Fees		646.88
			Line Amount Total		32,095.31
<b>89413</b>	<b>12/09/21</b>	<b>V00102</b>	<b>ABB, Inc Marine &amp; Ports</b>	<b>20,958.00</b>	
122131	119692		Crane 1 & 2 System Upgrade		
122131	119692		ZPMC Crane ABB Computer Systems Upgrade		20,958.00
122131	119692		Automation Builder & CMS Upgrade		
122131	119692		Included: Upgrade Hardware, software, spares,		
122131	119692		installation & testing		
122131	119692		Reference #: KR20050701-D1		
122131	119692		Proprietary Vendor		
122131	119692		Commission Approved 11/17/2021		
			Line Amount Total		20,958.00
<b>89414</b>	<b>12/09/21</b>	<b>V00110</b>	<b>Jason Miura</b>	<b>623.67</b>	
122157	119864		Telephone		136.75
122157	119864		Sales/Promotion Travel		125.66
122158	119865		Telephone		136.75
122158	119865		Sales/Promotion Travel		224.51
			Line Amount Total		623.67
<b>89415</b>	<b>12/09/21</b>	<b>V00114</b>	<b>AT&amp;T:171-799-3737 001</b>	<b>727.60</b>	
122092	119819		Telephone		141.97
122092	119819		Telephone		71.01
122092	119819		Telephone		283.76
122092	119819		Telephone		17.75
122092	119819		Telephone		71.09
122092	119819		Telephone		17.75
122092	119819		Telephone		17.75
122092	119819		Telephone		35.51
122092	119819		Telephone		71.01
			Line Amount Total		727.60
<b>89416</b>	<b>12/09/21</b>	<b>V00115</b>	<b>AT&amp;T:979-373-0020 6635</b>	<b>1,106.77</b>	
122133	119863		Telephone		420.56
122133	119863		Telephone		210.29
122133	119863		Telephone		55.34
122133	119863		Telephone		210.29
122133	119863		Telephone		210.29
			Line Amount Total		1,106.77
<b>89417</b>	<b>12/09/21</b>	<b>V00142</b>	<b>Vulcan Materials Company</b>	<b>398.40</b>	
122084	119781		M&R Parcel 14 Rail		398.40
			Line Amount Total		398.40

## Vendor Expenditure

Period: 12/01/21..12/31/21

Port Freeport

Tuesday, January 4, 2022

Page 11

FREEPORTMARY

Check No.	Check Date	Vendor No.	Vendor Name	Check Amount	
Invoice No.	PO No.	GL Account Name	Line Description		Line Amount
<b>89418</b>	<b>12/09/21</b>	<b>V00170</b>	<b>Government Finance Officers Association</b>	<b>65.00</b>	
122155	119862		Subscriptions		65.00
			Line Amount Total		65.00
<b>89419</b>	<b>12/09/21</b>	<b>V00174</b>	<b>Johannes Hubner Giessen</b>	<b>1,506.00</b>	
122105	119801		M&R TOE-Gantry Crane		753.00
122106	119802		M&R TOE-Gantry Crane		753.00
			Line Amount Total		1,506.00
<b>89420</b>	<b>12/09/21</b>	<b>V00177</b>	<b>Arthur J. Gallagher Risk Management Services, Inc.</b>	<b>29,500.00</b>	
122091	119795		Prepaid Insurance		29,500.00
			Line Amount Total		29,500.00
<b>89421</b>	<b>12/09/21</b>	<b>V00184</b>	<b>Dianna Kile</b>	<b>1,320.00</b>	
122149	119874		Contract Labor Expense		1,320.00
			Line Amount Total		1,320.00
<b>89422</b>	<b>12/09/21</b>	<b>V00185</b>	<b>Newbart Products, Inc.</b>	<b>587.96</b>	
122160	119868		Badge Supplies		587.96
			Line Amount Total		587.96
<b>89423</b>	<b>12/09/21</b>	<b>V00187</b>	<b>Brazoria County Septic Service</b>	<b>3,165.00</b>	
122134	119840		Contract Services		1,688.00
122135	119847		Contract Services		1,477.00
			Line Amount Total		3,165.00
<b>89424</b>	<b>12/09/21</b>	<b>V00192</b>	<b>Glomar International, Inc.</b>	<b>722.81</b>	
122154	119849		M&R TOE-Gantry Crane		361.40
122154	119849		M&R TOE-Gantry Crane		361.41
			Line Amount Total		722.81
<b>89425</b>	<b>12/09/21</b>	<b>V00210</b>	<b>Mimecast North America, Inc.</b>	<b>525.82</b>	
122109	119810		Contract Services		525.82
			Line Amount Total		525.82
<b>89426</b>	<b>12/09/21</b>	<b>V00219</b>	<b>Toyotalift of Houston</b>	<b>169.76</b>	
122114	119799		M&R TOE-Toyota Forklift		56.59
122114	119799		M&R TOE-Toyota Forklift		56.59
122114	119799		M&R TOE-Toyota Forklift		56.58
			Line Amount Total		169.76
<b>89427</b>	<b>12/09/21</b>	<b>V00242</b>	<b>Detail Products Inc.</b>	<b>84.17</b>	
122125	119796		Office Supplies		84.17
			Line Amount Total		84.17
<b>89428</b>	<b>12/09/21</b>	<b>V00249</b>	<b>JOC Group Inc.</b>	<b>3,100.00</b>	
122072	116570		Industry Advertising		3,100.00
122072	116570		Joc Group Media package for FY2021		
122072	116570		FTZ Advertising		
122072	116570		Full page FTZ August		
			Line Amount Total		3,100.00
<b>89429</b>	<b>12/09/21</b>	<b>V00256</b>	<b>Blueline Shop &amp; Copy Center</b>	<b>87.74</b>	
122095	119817		Community Event-Port Golf Tournament		87.74
			Line Amount Total		87.74

## Vendor Expenditure

Period: 12/01/21..12/31/21

Port Freeport

Tuesday, January 4, 2022

Page 12

FREEPORTMARY

Check No.	Check Date	Vendor No.	Vendor Name	Check Amount	
Invoice No.	PO No.	GL Account Name	Line Description	Line Amount	
<b>89430</b>	<b>12/09/21</b>	<b>V00270</b>	<b>The Bulletin</b>	<b>75.00</b>	
122121	119825		Community Advertising		75.00
			Line Amount Total		75.00
<b>89431</b>	<b>12/09/21</b>	<b>V00301</b>	<b>Texas Port Ministry</b>	<b>45,274.02</b>	
122171	119861		Community Event-Port Golf Tournament		45,274.02
			Line Amount Total		45,274.02
<b>89432</b>	<b>12/09/21</b>	<b>V00385</b>	<b>Hose &amp; Accessory Sales, Inc.</b>	<b>419.62</b>	
122179	119832		2022 Cyber Security Upgrade		419.62
			Line Amount Total		419.62
<b>89433</b>	<b>12/09/21</b>	<b>V00389</b>	<b>Austin Seth</b>	<b>200.89</b>	
122093	119814		Sales/Promotion Travel		139.51
122093	119814		Commercial Events		61.38
			Line Amount Total		200.89
<b>89434</b>	<b>12/09/21</b>	<b>V00511</b>	<b>Mark Quilty</b>	<b>553.00</b>	
122181	119879		Flexible Spending Emp Reimbursement		553.00
			Line Amount Total		553.00
<b>89435</b>	<b>12/09/21</b>	<b>V00517</b>	<b>Covenant K9 Detection Services</b>	<b>3,150.00</b>	
122147	119365		Security Service Fees		3,150.00
122147	119365		Day Rate for K9 Detection Services ( 6 hours / Day		
122147	119365		October 2021 - September 2022		
122147	119365		Board Approved 9/23/2021		
			Line Amount Total		3,150.00
<b>89436</b>	<b>12/09/21</b>	<b>V00608</b>	<b>Economic Development Alliance for Brazoria Countv</b>	<b>64.00</b>	
122150	119835		Community Events		64.00
			Line Amount Total		64.00
<b>89437</b>	<b>12/09/21</b>	<b>V00668</b>	<b>DARE Capital Partners, LLC</b>	<b>1,512.68</b>	
122148	119838		Maint & Repair - Pallets		886.08
122148	119838		M&R Other-Mowing, Weed Control Etc		626.60
			Line Amount Total		1,512.68
<b>89438</b>	<b>12/09/21</b>	<b>V00835</b>	<b>Cathodic Control Systems</b>	<b>995.00</b>	
121970	119761		M&R Transit Shed-T.S. Sprinkler System		995.00
			Line Amount Total		995.00
<b>89439</b>	<b>12/09/21</b>	<b>V00837</b>	<b>All Traffic Solutions Inc.</b>	<b>19,500.00</b>	
122132	119328		SpeedAlert 24 Radar Message Sign		19,500.00
122132	119328		24month Traffic Suite Remote Monitoring		
122132	119328		Trailer w/ 90w solar power paner & Strobes		
122132	119328		Shipping & Handling		
122132	119328		Promotional discount (\$1,250.00)		
122132	119328		Quote; Q-63018		
			Line Amount Total		19,500.00
<b>89440</b>	<b>12/09/21</b>	<b>V00847</b>	<b>Barbara Schoppe</b>	<b>125.25</b>	
122094	119829		Employment Related		125.25
			Line Amount Total		125.25
<b>89441</b>	<b>12/09/21</b>	<b>V00848</b>	<b>Lawrence H. Packard, III</b>	<b>1,400.00</b>	
122128	119831		Construction in Progress		1,400.00
			Line Amount Total		1,400.00

## Vendor Expenditure

Period: 12/01/21..12/31/21

Port Freeport

Tuesday, January 4, 2022

Page 13

FREEPORTMARY

Check No.	Check Date	Vendor No.	Vendor Name	Check Amount	
	Invoice No.	PO No.	GL Account Name	Line Description	Line Amount
<b>89442</b>	<b>12/09/21</b>	<b>V00041</b>	<b>Evco Industrial Hardware</b>	<b>58.59</b>	
	122151	119850		M&R TOE-Gantry Crane	29.29
	122151	119850		M&R TOE-Gantry Crane	29.30
				Line Amount Total	58.59
<b>89443</b>	<b>12/09/21</b>	<b>V00218</b>	<b>Johnson Technical Services, Inc.</b>	<b>16.57</b>	
	121938	119632		2022 Cyber Security Upgrade	16.57
				Line Amount Total	16.57
<b>89444</b>	<b>12/09/21</b>	<b>V00090</b>	<b>Cordoba Law Firm, P.L.L.C.</b>	<b>782.50</b>	
	122183	119898		Legal Fees	100.00
	122184	119897		Construction in Progress	682.50
				Line Amount Total	782.50
<b>89445</b>	<b>12/09/21</b>	<b>V00214</b>	<b>McFarland PLLC</b>	<b>71,482.45</b>	
	122185	119896		Legal Fees	150.00
	122186	119895		Construction in Progress	33,125.00
	122186	119895		Construction in Progress	1,730.17
	122187	119894		Construction in Progress	35,406.25
	122187	119894		Construction in Progress	1,071.03
				Line Amount Total	71,482.45
<b>89446</b>	<b>12/09/21</b>	<b>V00528</b>	<b>Kane Russell Coleman Logan</b>	<b>339.50</b>	
	122182	119693		Legal Fees	339.50
				Line Amount Total	339.50
<b>89447</b>	<b>12/15/21</b>	<b>V00085</b>	<b>Moffatt &amp; Nichol</b>	<b>42,665.37</b>	
	122129	117346		Construction in Progress	5,367.75
	122129	117346		Velasco Terminal Ro/Ro Ramp @ Berth8	
	122129	117346		Board Approved 3/25/2021	
	122130	109484		Professional Services for the Velasco Terminal	
	122130	109484		Berths 8 & 9	
	122130	109484		Construction in Progress	
	122130	109484		Board Approved 1/24/19	
	122130	109484		Change Order #1	
	122130	109484		Construction in Progress	37,297.62
	122130	109484		Board Approved 1/28/2021	
				Line Amount Total	42,665.37
<b>89448</b>	<b>12/15/21</b>	<b>V00006</b>	<b>Michaela Bevers</b>	<b>102.44</b>	
	122218	119917		Telephone	75.00
	122218	119917		Community Events	21.28
	122220	119918		Community Events	6.16
				Line Amount Total	102.44
<b>89449</b>	<b>12/15/21</b>	<b>V00007</b>	<b>Office Universe, Inc.</b>	<b>95.43</b>	
	122163	119837		Office Supplies	95.43
				Line Amount Total	95.43
<b>89450</b>	<b>12/15/21</b>	<b>V00012</b>	<b>FedEx</b>	<b>35.86</b>	
	122062	119774		Postage and Freight	29.25
	122063	119775		Postage and Freight	6.61
				Line Amount Total	35.86
<b>89451</b>	<b>12/15/21</b>	<b>V00014</b>	<b>Al Durel</b>	<b>76.16</b>	
	122205	119901		Technical Training	76.16
				Line Amount Total	76.16



**Vendor Expenditure**

Period: 12/01/21..12/31/21

Port Freeport

Tuesday, January 4, 2022

Page 14

FREEPORTMARY

Check No.	Check Date	Vendor No.	Vendor Name	Check Amount	
Invoice No.	PO No.	GL Account Name	Line Description		Line Amount
<b>89452 12/15/21</b>	<b>V00021</b>	<b>Gulf Coast Paper Company</b>		<b>473.32</b>	
122103	119797		Office Supplies		62.90
122103	119797		Office Supplies		31.45
122103	119797		Office Supplies		7.86
122103	119797		Office Supplies		31.45
122103	119797		Office Supplies		31.45
122156	119867		Office Supplies		308.21
			Line Amount Total		473.32
<b>89453 12/15/21</b>	<b>V00023</b>	<b>Patrick's Enterprises, Inc.</b>		<b>450.00</b>	
122209	119904		Furniture and Equipment Purchases <\$5,000		450.00
			Line Amount Total		450.00
<b>89454 12/15/21</b>	<b>V00026</b>	<b>Lowe's</b>		<b>686.76</b>	
122107	119809		Maint & Repair - Pallets		137.75
122107	119809		M&R Vehicles-Chevy Colorado		312.55
122107	119809		M&R TOE-General Terminal Ops Equip & Tools		141.55
122107	119809		Maint & Repair - Pallets		94.91
			Line Amount Total		686.76
<b>89455 12/15/21</b>	<b>V00030</b>	<b>Girouard's Ace Hardware</b>		<b>666.73</b>	
122153	119834		M&R Transit Shed-T.S. 1		33.71
122153	119834		M&R TOE-John Deere Gator		2.27
122153	119834		M&R TOE-John Deere Gator		7.19
122153	119834		M&R Parcel 14 Rail		14.37
122153	119834		M&R Terminal Facilities-Other		16.78
122153	119834		M&R Transit Shed-T.S. 3		22.14
122153	119834		M&R TOE-Gantry Crane		10.99
122153	119834		M&R TOE-Gantry Crane		11.00
122153	119834		M&R Transit Shed-T.S. Sprinkler System		65.77
122153	119834		M&R Transit Shed-T.S. Sprinkler System		59.06
122153	119834		M&R Transit Shed-T.S. Sprinkler System		18.94
122153	119834		M&R TOE-Gantry Crane		13.38
122153	119834		M&R TOE-Gantry Crane		13.38
122153	119834		M&R Roads-Parcel 14 Road		64.94
122153	119834		M&R Roads-Parcel 14 Road		73.29
122153	119834		M&R Roads-Parcel 14 Road		10.24
122153	119834		M&R Transit Shed-T.S. Sprinkler System		4.84
122153	119834		M&R TOE-John Deere Gator		2.36
122153	119834		M&R Transit Shed-T.S. Sprinkler System		78.43
122153	119834		M&R TOE-General Terminal Ops Equip & Tools		44.99
122153	119834		M&R Transit Shed-T.S. Sprinkler System		19.57
122153	119834		M&R TOE-2630 ES JLG Manlift		61.30
122153	119834		M&R TOE-Gantry Crane		8.89
122153	119834		M&R TOE-Gantry Crane		8.90
			Line Amount Total		666.73
<b>89456 12/15/21</b>	<b>V00032</b>	<b>Matheson Tri Gas</b>		<b>235.80</b>	
122159	119858		Maint and Operations Supplies		235.80
			Line Amount Total		235.80
<b>89457 12/15/21</b>	<b>V00048</b>	<b>Superior Fabrication</b>		<b>340.00</b>	
122203	119891		M&R Transit Shed-T.S. Sprinkler System		340.00
			Line Amount Total		340.00

## Vendor Expenditure

Period: 12/01/21..12/31/21

Port Freeport

Tuesday, January 4, 2022

Page 15

FREEPORTMARY

Check No.	Check Date	Vendor No.	Vendor Name	Check Amount	
	Invoice No.	PO No.	GL Account Name	Line Description	Line Amount
89458	12/15/21	V00050	Northern Tool & Equipment	2,209.99	
	121996	119326		Furniture and Equipment Purchases <\$5,000	1,279.00
	121996	119326		Drill Press for Shop	
	122161	119859		M&R Warehouse-WH51 Sprinkler System	930.99
				Line Amount Total	2,209.99
89459	12/15/21	V00054	Summit Electric Supply	3,443.37	
	122196	119889		M&R Transit Shed-T.S. 3	946.16
	122197	119890		M&R TOE-General Terminal Ops Equip & Tools	32.21
	122199	119479		M&R Transit Shed-T.S. Sprinkler System	2,085.00
	122199	119479		VS4 Fire Alarm Panel	
	122199	119479		M&R Transit Shed-T.S. Sprinkler System	380.00
	122199	119479		Tech Labor	
	122199	119479		Quote# 1989118	
				Line Amount Total	3,443.37
89460	12/15/21	V00060	Sun Coast Resources	1,097.13	
	122202	119899		Fuel/Oil	1,097.13
				Line Amount Total	1,097.13
89461	12/15/21	V00080	On Hold Marketing Works	39.00	
	122164	119860		Lease Expense	39.00
				Line Amount Total	39.00
89462	12/15/21	V00084	Crain, Caton & James	104.00	
	122213	119913		Legal Fees	104.00
				Line Amount Total	104.00
89463	12/15/21	V00091	Wells Fargo	10,615.44	
	122212	119911		Other Accounts Payable (JE)	10,615.44
				Line Amount Total	10,615.44
89464	12/15/21	V00097	Comcast Business	2,597.68	
	122221	119919		Contract Services	2,597.68
				Line Amount Total	2,597.68
89465	12/15/21	V00110	Jason Miura	195.00	
	122222	119920		Flexible Spending Emp Reimbursement	195.00
				Line Amount Total	195.00
89466	12/15/21	V00112	Tricia Vela	93.37	
	122210	119902		Telephone	75.00
	122210	119902		Community Events	18.37
				Line Amount Total	93.37
89467	12/15/21	V00124	Carriage House Partners	4,250.00	
	122055	116349		Government Liaison Agreement	4,250.00
	122055	116349		January 2021 - December 2023	
	122055	116349		Board Approved 12/10/2020	
				Line Amount Total	4,250.00
89468	12/15/21	V00178	Waypoint	1,000.00	
	122120	119813		Contract Services	1,000.00
				Line Amount Total	1,000.00
89469	12/15/21	V00181	Canon Solutions America, Inc.	2,082.79	
	122190	119882		Maint & Repair - Office Equipment	195.95
	122191	119883		Maint & Repair - Office Equipment	147.98
	122192	119884		Maint & Repair - Office Equipment	238.60

## Vendor Expenditure

Period: 12/01/21..12/31/21

Port Freeport

Tuesday, January 4, 2022

Page 16

FREEPORTMARY

Check No.	Check Date	Vendor No.	Vendor Name	Check Amount	
Invoice No.	PO No.	GL Account Name	Line Description	Line Amount	
122193	119885		Maint & Repair - Office Equipment	1,500.26	
			Line Amount Total	2,082.79	
<b>89470</b>	<b>12/15/21</b>	<b>V00184</b>	<b>Dianna Kile</b>	<b>1,320.00</b>	
122223	119921		Contract Labor Expense	1,320.00	
			Line Amount Total	1,320.00	
<b>89471</b>	<b>12/15/21</b>	<b>V00224</b>	<b>Big G Auto Glass</b>	<b>316.00</b>	
122188	119888		M & R Vehicles - 2017 Chev PU	316.00	
			Line Amount Total	316.00	
<b>89472</b>	<b>12/15/21</b>	<b>V00249</b>	<b>JOC Group Inc.</b>	<b>2,330.00</b>	
122124	119808		Subscriptions	2,330.00	
			Line Amount Total	2,330.00	
<b>89473</b>	<b>12/15/21</b>	<b>V00250</b>	<b>Lincoln National Life Insurance Company</b>	<b>3,429.49</b>	
122206	119905		Group STD Insurance	265.12	
122206	119905		Group STD Insurance	146.80	
122206	119905		Group STD Insurance	427.15	
122206	119905		Group STD Insurance	14.86	
122206	119905		Group STD Insurance	112.36	
122206	119905		Group STD Insurance	43.00	
122206	119905		Group STD Insurance	39.78	
122206	119905		Group STD Insurance	85.05	
122206	119905		Group STD Insurance	45.10	
122206	119905		Group STD Insurance	77.57	
122206	119905		Group LTD Insurance	220.84	
122206	119905		Group LTD Insurance	120.97	
122206	119905		Group LTD Insurance	287.80	
122206	119905		Group LTD Insurance	8.98	
122206	119905		Group LTD Insurance	111.78	
122206	119905		Group LTD Insurance	40.54	
122206	119905		Group LTD Insurance	24.05	
122206	119905		Group LTD Insurance	61.64	
122206	119905		Group LTD Insurance	27.25	
122206	119905		Group LTD Insurance	63.36	
122207	119906		Retirement Expense	267.86	
122207	119906		Retirement Expense	145.44	
122207	119906		Retirement Expense	471.03	
122207	119906		Retirement Expense	105.36	
122207	119906		Retirement Expense	37.10	
122207	119906		Retirement Expense	19.53	
122207	119906		Retirement Expense	68.64	
122207	119906		Retirement Expense	53.43	
122207	119906		Retirement Expense	37.10	
			Line Amount Total	3,429.49	
<b>89474</b>	<b>12/15/21</b>	<b>V00266</b>	<b>Pitney Bowes, Inc. Purchase Power</b>	<b>55.71</b>	
122123	119820		Postage and Freight	10.86	
122123	119820		Postage and Freight	5.44	
122123	119820		Postage and Freight	21.73	
122123	119820		Postage and Freight	1.36	
122123	119820		Postage and Freight	5.44	
122123	119820		Postage and Freight	1.36	
122123	119820		Postage and Freight	1.36	

## Vendor Expenditure

Period: 12/01/21..12/31/21

Port Freeport

Tuesday, January 4, 2022

Page 17

FREEPORTMARY

Check No.	Check Date	Vendor No.	Vendor Name	Check Amount	
Invoice No.	PO No.	GL Account Name	Line Description		Line Amount
122123		119820	Postage and Freight		2.72
122123		119820	Postage and Freight		5.44
			Line Amount Total		55.71
<b>89475</b>	<b>12/15/21</b>	<b>V00272</b>	<b>Highway 36A Coalition</b>	<b>100.00</b>	
122215		119909	Community Events		100.00
			Line Amount Total		100.00
<b>89476</b>	<b>12/15/21</b>	<b>V00332</b>	<b>United Rentals</b>	<b>4,229.35</b>	
122211		119594	2022 Cyber Security Upgrade		4,229.35
122211		119594	80' Boom Lift Rental (4 Weeks)		
122211		119594	Rental Quote# 197825500		
			Line Amount Total		4,229.35
<b>89477</b>	<b>12/15/21</b>	<b>V00445</b>	<b>BP Equipment</b>	<b>1,934.50</b>	
122189		119893	M&R Bldgs-Gate 8-Guard Bldg		1,934.50
			Line Amount Total		1,934.50
<b>89478</b>	<b>12/15/21</b>	<b>V00458</b>	<b>Texas Social Security Program</b>	<b>35.00</b>	
122219		119916	Subscriptions		35.00
			Line Amount Total		35.00
<b>89479</b>	<b>12/15/21</b>	<b>V00499</b>	<b>Occupational Health Centers of the Southwest, PA</b>	<b>400.00</b>	
122195		119881	Employment Related		200.00
122217		119915	Employment Related		200.00
			Line Amount Total		400.00
<b>89480</b>	<b>12/15/21</b>	<b>V00663</b>	<b>B&amp;K Motor Parts, Inc</b>	<b>2,609.14</b>	
122127		119830	M&R Vehicles-Chevy Tahoe		219.10
122127		119830	Maint and Operations Supplies		29.94
122127		119830	Maint and Operations Supplies		148.80
122127		119830	M&R TOE-Toyota Forklift		102.01
122127		119830	M&R Vehicles-Nissan Rogue		148.89
122127		119830	M&R TOE-Hyster 1050 Container Handler		265.47
122127		119830	M&R Vehicles-Chevy Tahoe		-18.00
122127		119830	M&R TOE-Hyster Forklift 440		32.49
122127		119830	M&R TOE-Yard Truck-PF30		139.16
122127		119830	Maint and Operations Supplies		57.98
122127		119830	M&R TOE-Yard Truck-PF01		162.74
122127		119830	M&R TOE-Yard Truck-PF30		137.98
122127		119830	M&R Vehicles-Ford Pick Up		122.98
122127		119830	M&R Vehicles-Ford Pick Up		143.29
122127		119830	Maint and Operations Supplies		99.80
122127		119830	M&R TOE-2630 ES JLG Manlift		637.00
122127		119830	M&R TOE-General Terminal Ops Equip & Tools		11.53
122127		119830	M&R TOE-Yale Forklift		167.98
			Line Amount Total		2,609.14
<b>89481</b>	<b>12/15/21</b>	<b>V00770</b>	<b>UniFirst Holdings Inc.</b>	<b>124.45</b>	
122174		117829	Annual Contract - Ops Employees uniforms, mats		
122174		117829	towels, soap etc.		
122174		117829	Maint and Operations Supplies		76.09
122174		117829	Other Receivables		15.48
122174		117829	M&R Bldgs-Operations Bldg		
122174		117829	Annual Contract - EOC mats, soap etc.		
122174		117829	M&R Bldgs-Security Bldg		10.00
122174		117829	Annual Contract - Admin mats, soap etc.		

## Vendor Expenditure

Period: 12/01/21..12/31/21

Port Freeport

Tuesday, January 4, 2022

Page 18

FREEPORTMARY

Check No.	Check Date	Vendor No.	Vendor Name	Check Amount	
Invoice No.	PO No.	GL Account Name	Line Description	Line Amount	
122174	117829		M&R Bldgs-Admin Bldg 1100 Cherry St	22.88	
122174	117829		3Year Agreement Effective June 2021 - May 2023		
122174	117829		2% Annual Increase based on BuyBoard - No auto		
122174	117829		renewal after the end of Year 3		
122174	117829		Year 1 of 3 Year Agreement June 2021 - May 2022		
			Line Amount Total	124.45	
<b>89482</b>	<b>12/15/21</b>	<b>V00777</b>	<b>McGuireWoods Consulting, LLC</b>	<b>5,000.00</b>	
122216	119910		Consultant Fees - Other	5,000.00	
			Line Amount Total	5,000.00	
<b>89483</b>	<b>12/15/21</b>	<b>V00808</b>	<b>Whitener Enterprises Inc.</b>	<b>2,477.91</b>	
122175	119763		Gallons of Unleaded Gasoline	1,238.95	
122175	119763		Gallons Off-Road Diesel	1,238.96	
			Line Amount Total	2,477.91	
<b>89484</b>	<b>12/15/21</b>	<b>V00809</b>	<b>Thomas Reuters Holdings Inc.</b>	<b>187.00</b>	
122173	118864		Subscriptions	187.00	
122173	118864		Monthly Feature Fee for CLEAR Investigation/		
122173	118864		Background Services for 1 Year		
122173	118864		October 2021 - September 2022		
			Line Amount Total	187.00	
<b>89485</b>	<b>12/15/21</b>	<b>V00821</b>	<b>Summit Fire &amp; Security</b>	<b>1,450.50</b>	
122200	119886		M&R TOE-Street Sweeper	55.16	
122200	119886		M&R TOE-JLG 80 HX Manlift	130.67	
122200	119886		M&R Vehicles-International Fuel Truck	307.67	
122201	119887		M&R Vehicles-Chevy S-10	47.85	
122201	119887		M&R Vehicles-Ford Pick Up	47.85	
122201	119887		M&R Vehicles-Chevy Truck	47.85	
122201	119887		M&R Vehicles-Chevy Van	47.85	
122201	119887		M&R TOE-255 Sweeper	47.85	
122201	119887		M&R TOE-355 Sweeper	47.85	
122201	119887		M&R TOE-Yard Truck-PF29	47.85	
122201	119887		M&R TOE-John Deere Gator	47.85	
122201	119887		M&R TOE-John Deere Gator	47.85	
122201	119887		M&R TOE-John Deere Gator	47.85	
122201	119887		M&R TOE-Golf Cart EZGO	47.85	
122201	119887		M&R TOE-Club Car 500 Carry All	47.85	
122201	119887		M&R TOE - 2020 John Deere HPX615E	47.85	
122201	119887		M&R TOE-2021 John Deere Gator HPX615E	47.85	
122201	119887		M&R TOE-Toyota Forklift	47.85	
122201	119887		M&R TOE-Toyota Forklift	47.85	
122201	119887		M&R TOE-Toyota Forklift	47.85	
122201	119887		M&R TOE-Toyota Forklift	47.85	
122201	119887		M&R TOE-Toyota Forklift	47.85	
122201	119887		M&R TOE-Yale Forklift	47.85	
			Line Amount Total	1,450.50	
<b>89486</b>	<b>12/15/21</b>	<b>V00833</b>	<b>M &amp; J Environmental Services LLC</b>	<b>419.00</b>	
122208	119313		Disinfectant Treatment for Admin-5,000 sq ft (77%)	322.63	
122208	119313		Disinfectant Reatment for EOC - 1,500 sq ft (23%)	96.37	
			Line Amount Total	419.00	
<b>89487</b>	<b>12/15/21</b>	<b>V00054</b>	<b>Summit Electric Supply</b>	<b>978.37</b>	
122196	119889		M&R Transit Shed-T.S. 3	946.16	

## Vendor Expenditure

Period: 12/01/21..12/31/21

Port Freeport

Tuesday, January 4, 2022

Page 19

FREEPORTMARY

Check No.	Check Date	Vendor No.	Vendor Name	Check Amount	
Invoice No.	PO No.	GL Account Name	Line Description	Line Amount	
122197	119890		M&R TOE-General Terminal Ops Equip & Tools	32.21	
			Line Amount Total	978.37	
<b>89488</b>	<b>12/15/21</b>	<b>V00821</b>	<b>Summit Fire &amp; Security</b>	<b>2,465.00</b>	
122224	119922		M&R Transit Shed-T.S. Sprinkler System	2,465.00	
			Line Amount Total	2,465.00	
<b>89489</b>	<b>12/16/21</b>	<b>V00307</b>	<b>Joyce Hudman, County Clerk</b>	<b>1,750.00</b>	
122225	119953		Construction in Progress	1,750.00	
			Line Amount Total	1,750.00	
<b>89490</b>	<b>12/30/21</b>	<b>V00001</b>	<b>Time Management</b>	<b>1,300.00</b>	
122204	119523		Renewal of Storage Building Lease	1,300.00	
122204	119523		January 1, 2022 to December 31, 2022		
			Line Amount Total	1,300.00	
<b>89491</b>	<b>12/30/21</b>	<b>V00007</b>	<b>Office Universe, Inc.</b>	<b>106.32</b>	
122237	119924		Office Supplies	40.51	
122237	119924		Office Supplies	20.25	
122237	119924		Office Supplies	5.06	
122237	119924		Office Supplies	20.25	
122237	119924		Office Supplies	20.25	
			Line Amount Total	106.32	
<b>89492</b>	<b>12/30/21</b>	<b>V00010</b>	<b>Specialties Company</b>	<b>119.94</b>	
122273	119962		M&R Groundskeeping Equipment-5510 John Deere	119.94	
			Line Amount Total	119.94	
<b>89493</b>	<b>12/30/21</b>	<b>V00013</b>	<b>Mary Campus</b>	<b>10.19</b>	
122236	119925		Automobile Expense	10.19	
			Line Amount Total	10.19	
<b>89494</b>	<b>12/30/21</b>	<b>V00021</b>	<b>Gulf Coast Paper Company</b>	<b>355.52</b>	
122194	119880		Office Supplies	119.98	
122194	119880		Office Supplies	59.98	
122194	119880		Office Supplies	15.00	
122194	119880		Office Supplies	59.98	
122194	119880		Office Supplies	59.98	
122214	119914		Office Supplies	7.72	
122214	119914		Office Supplies	3.87	
122214	119914		Office Supplies	0.97	
122214	119914		Office Supplies	3.87	
122214	119914		Office Supplies	3.87	
122234	119938		Office Supplies	20.30	
			Line Amount Total	355.52	
<b>89495</b>	<b>12/30/21</b>	<b>V00037</b>	<b>Briggs Equipment</b>	<b>852.61</b>	
122278	119957		M&R TOE-2630 ES JLG Manlift	852.61	
			Line Amount Total	852.61	
<b>89496</b>	<b>12/30/21</b>	<b>V00046</b>	<b>Sprint Waste Services</b>	<b>430.10</b>	
122247	119948		Contract Services	430.10	
			Line Amount Total	430.10	
<b>89497</b>	<b>12/30/21</b>	<b>V00049</b>	<b>Brazos Fasteners</b>	<b>39.28</b>	
122227	119934		M&R TOE-Hyster Forklift 440	34.06	
122228	119936		M&R TOE-Gantry Crane	2.61	



## Vendor Expenditure

Period: 12/01/21..12/31/21

Port Freeport

Tuesday, January 4, 2022

Page 20

FREEPORTMARY

Check No.	Check Date	Vendor No.	Vendor Name	Check Amount	
Invoice No.	PO No.	GL Account Name	Line Description		Line Amount
122228		119936	M&R TOE-Gantry Crane		2.61
			Line Amount Total		39.28
<b>89498</b>	<b>12/30/21</b>	<b>V00054</b>	<b>Summit Electric Supply</b>	<b>403.18</b>	
122241		119941	M&R TOE-General Terminal Ops Equip & Tools		37.75
122241		119941	M&R Transit Shed-T.S. 3		48.95
122283		119964	M&R TOE-General Terminal Ops Equip & Tools		28.09
122239		119923	2022 Cyber Security Upgrade		13.43
122261		119975	2022 Cyber Security Upgrade		20.01
122262		119974	2022 Cyber Security Upgrade		254.95
			Line Amount Total		403.18
<b>89499</b>	<b>12/30/21</b>	<b>V00067</b>	<b>Quill Corporation</b>	<b>97.44</b>	
122238		119926	Office Supplies		47.20
122238		119926	Office Supplies		10.75
122238		119926	Office Supplies		7.60
122238		119926	Office Supplies		2.69
122238		119926	Office Supplies		10.75
122238		119926	Office Supplies		18.45
			Line Amount Total		97.44
<b>89500</b>	<b>12/30/21</b>	<b>V00098</b>	<b>Suburban Propane</b>	<b>1,293.18</b>	
122257		119979	Fuel/Oil		814.94
122279		119956	Fuel/Oil		478.24
			Line Amount Total		1,293.18
<b>89501</b>	<b>12/30/21</b>	<b>V00101</b>	<b>Sunstates Security, LLC</b>	<b>62,238.23</b>	
122249		119949	Security Service Fees		201.83
122250		119950	Security Service Fees		31.05
122251		119951	Security Service Fees		30,421.54
122252		119952	Security Service Fees		822.83
122264		119972	Security Service Fees		170.78
122265		119971	Security Service Fees		828.00
122266		119970	Security Service Fees		29,436.17
122267		119969	Security Service Fees		326.03
			Line Amount Total		62,238.23
<b>89502</b>	<b>12/30/21</b>	<b>V00110</b>	<b>Jason Miura</b>	<b>67.43</b>	
122263		119973	Commercial Events		28.62
122263		119973	Sales/Promotion Travel		38.81
			Line Amount Total		67.43
<b>89503</b>	<b>12/30/21</b>	<b>V00119</b>	<b>JH Sanchez Holding Company</b>	<b>6,235.00</b>	
122235		116906	Janitorial Services February 2021-January 2022		
122235		116906	M&R Bldgs-Admin Bldg 1100 Cherry St		2,723.00
122235		116906	M&R Bldgs-Security Bldg		454.45
122235		116906	M&R Bldgs-Operations Bldg		629.45
122235		116906	M&R Bldgs-Buildings VT Berth 7-Restrooms		948.60
122235		116906	M&R Bldgs-Buildings VT Berth 7-Breakroom		202.00
122235		116906	M&R Transit Shed-T.S. 3		91.50
122235		116906	M&R Bldgs-Maintenance Bldg		110.00
122235		116906	M&R Bldgs-Security Bldg-Customs Office Bldg		1,076.00
122235		116906	2nd Year of 3 Year Contract Feb 2021-Jan 2022		
122235		116906	Board Approved 1/23/2020		
			Line Amount Total		6,235.00

## Vendor Expenditure

Period: 12/01/21..12/31/21

Port Freeport

Tuesday, January 4, 2022

Page 21

FREEPORTMARY

Check No.	Check Date	Vendor No.	Vendor Name	Check Amount	
Invoice No.	PO No.	GL Account Name	Line Description		Line Amount
<b>89504</b>	<b>12/30/21</b>	<b>V00132</b>	<b>American Journal of Transportation</b>	<b>615.00</b>	
122226	116677		Industry Advertising		
122226	116677		1/2 page Gulf Ports & Trade March 2021		
122226	116677		Industry Advertising		
122226	116677		1/2 Page Ro/Ro Shipping September 2021		
122226	116677		Industry Advertising		
122226	116677		1/2 Page North American Auto Logistics		
122226	116677		Industry Advertising		
122226	116677		Feb-Sept Daily Newswire banner (180X150)		
122226	116677		Industry Advertising		615.00
122226	116677		Oct-Dec Daily Newswire banner -Apply to FY22		
			Line Amount Total		615.00
<b>89505</b>	<b>12/30/21</b>	<b>V00178</b>	<b>Waypoint</b>	<b>1,350.00</b>	
122260	119976		Consultant Fees - Other		1,350.00
			Line Amount Total		1,350.00
<b>89506</b>	<b>12/30/21</b>	<b>V00184</b>	<b>Dianna Kile</b>	<b>2,640.00</b>	
122254	119986		Contract Labor Expense		1,320.00
122255	119983		Contract Labor Expense		1,320.00
			Line Amount Total		2,640.00
<b>89507</b>	<b>12/30/21</b>	<b>V00192</b>	<b>Glomar International, Inc.</b>	<b>1,181.81</b>	
122232	119935		M&R TOE-Gantry Crane		286.50
122232	119935		M&R TOE-Gantry Crane		286.50
122233	119939		M&R TOE-Gantry Crane		304.40
122233	119939		M&R TOE-Gantry Crane		304.41
			Line Amount Total		1,181.81
<b>89508</b>	<b>12/30/21</b>	<b>V00285</b>	<b>Shoppa's Farm Supply</b>	<b>122.71</b>	
122248	119947		M&R TOE-John Deere Gator		122.71
			Line Amount Total		122.71
<b>89509</b>	<b>12/30/21</b>	<b>V00304</b>	<b>Star Asset Security</b>	<b>2,843.64</b>	
122246	119927		M&R IT Equipment		2,843.64
			Line Amount Total		2,843.64
<b>89510</b>	<b>12/30/21</b>	<b>V00332</b>	<b>United Rentals</b>	<b>79.20</b>	
122258	119978		2022 Cyber Security Upgrade		79.20
			Line Amount Total		79.20
<b>89511</b>	<b>12/30/21</b>	<b>V00403</b>	<b>Jennifer Barrera</b>	<b>352.73</b>	
122256	119982		Sales/Promotion Travel		352.73
			Line Amount Total		352.73
<b>89512</b>	<b>12/30/21</b>	<b>V00479</b>	<b>Greater Houston Port Bureau</b>	<b>750.00</b>	
122280	119954		Dues & Memberships & Licenses		750.00
			Line Amount Total		750.00
<b>89513</b>	<b>12/30/21</b>	<b>V00539</b>	<b>Cintas</b>	<b>383.71</b>	
122229	119933		Office Supplies		59.16
122230	119937		Office Supplies		96.17
122230	119937		Office Supplies		88.21
122230	119937		Office Supplies		61.58
122230	119937		Office Supplies		78.59
			Line Amount Total		383.71

## Vendor Expenditure

Period: 12/01/21..12/31/21

Port Freeport

Tuesday, January 4, 2022

Page 22

FREEPORTMARY


Check No.	Check Date	Vendor No.	Vendor Name	Check Amount	
	Invoice No.	PO No.	GL Account Name	Line Description	Line Amount
89514	12/30/21	V00627	Zeno Imaging	36.30	
	122259	119977		Maint & Repair - Office Equipment	36.30
				Line Amount Total	36.30
89515	12/30/21	V00668	DARE Capital Partners, LLC	1,444.50	
	122231	119946		Maint & Repair - Pallets	1,444.50
				Line Amount Total	1,444.50
89516	12/30/21	V00697	Northern Safety Co., Inc.	1,530.35	
	122269	119967		Safety Supplies	958.00
	122272	119965		Safety Supplies	572.35
				Line Amount Total	1,530.35
89517	12/30/21	V00711	Larry Allen Mize	1,000.00	
	122282	119984		Construction in Progress	1,000.00
				Line Amount Total	1,000.00
89518	12/30/21	V00722	Deborah J. Savage	1,000.00	
	122271	119985		Construction in Progress	1,000.00
				Line Amount Total	1,000.00
89519	12/30/21	V00770	UniFirst Holdings Inc.	66.32	
	122253	117829		Annual Contract - Ops Employees uniforms, mats	
	122253	117829		towels, soap etc.	
	122253	117829		Maint and Operations Supplies	50.84
	122253	117829		Other Receivables	15.48
	122253	117829		M&R Bldgs-Operations Bldg	
	122253	117829		Annual Contract - EOC mats, soap etc.	
	122253	117829		M&R Bldgs-Security Bldg	
	122253	117829		Annual Contract - Admin mats, soap etc.	
	122253	117829		M&R Bldgs-Admin Bldg 1100 Cherry St	
	122253	117829		3Year Agreement Effective June 2021 - May 2023	
	122253	117829		2% Annual Increase based on BuyBoard - No auto	
	122253	117829		renewal after the end of Year 3	
	122253	117829		Year 1 of 3 Year Agreement June 2021 - May 2022	
				Line Amount Total	66.32
89520	12/30/21	V00821	Summit Fire & Security	1,980.00	
	122242	119942		M&R Bldgs-Admin Bldg 1100 Cherry St	660.00
	122243	119943		M&R Warehouse-Warehouse 51	660.00
	122244	119944		M&R Transit Shed-T.S. 1	660.00
				Line Amount Total	1,980.00
			Texas Gulf Bank Accounts Payable	1,702,918.20	



1100 CHERRY ST. • FREEPORT, TX 77541  
(979) 233-2667 • 1 (800) 362-5743 • FAX: (979) 373-0023  
WWW.PORTFREEPORT.COM

## MEMORANDUM

**TO:** Commissioners  
Directors  
Legal Counsel

**FROM:** Jason Hull, P.E.   
Director of Engineering

**DATE:** January 18, 2022

**SUBJECT:** Freeport Harbor Channel Improvement Project  
Reach 2 Bend Easing Easement

---

The Project Partnership Agreement for the Freeport Harbor Channel Improvement Project requires that the Port provide all Real Estate interest to the Federal Government that are necessary to complete the project. Attached is a Perpetual Easement which gives the Federal Government the right to excavate and dredge away the land in the “Bend Easing” area of Reach 2.

I recommend approval of the easement.

### PORT COMMISSION

JOHN HOSS, CHAIRMAN; RUDY SANTOS, VICE CHAIRMAN; DAN CROFT, SECRETARY; ROB GIESECKE, ASST. SECRETARY;  
RAVI K. SINGHANIA, COMMISSIONER; SHANE PIRTLE, COMMISSIONER; PHYLLIS SAATHOFF, EXECUTIVE DIRECTOR/CEO



1100 CHERRY ST. • FREEPORT, TX 77541  
(979) 233-2667 • 1 (800) 362-5743 • FAX: (979) 373-0023  
WWW.PORTFREEPORT.COM

## MEMORANDUM

**TO:** Commissioners  
Directors  
Legal Counsel

**FROM:** Jason Hull, P.E. *JH*  
Director of Engineering

**DATE:** January 18, 2022

**SUBJECT:** Kirby Inland Marine 408 Letter of No Objection

---

Based on my review of Kirby Inland Marine's 408 application, they have provided the necessary clearance from the Federal Channel to any immovable structure. I recommend approval of the attached Letter of No Objection.

/attachment

PORT COMMISSION

JOHN HOSS, CHAIRMAN; RUDY SANTOS, VICE CHAIRMAN; DAN CROFT, SECRETARY; ROB GIESECKE, ASST. SECRETARY;  
RAVI K. SINGHANIA, COMMISSIONER; SHANE PIRTLE, COMMISSIONER; PHYLLIS SAATHOFF, EXECUTIVE DIRECTOR/CEO



1100 CHERRY ST. • FREEPORT, TX 77541  
(979) 233-2667 • 1 (800) 362-5743 • FAX: (979) 373-0023  
[WWW.PORTFREEPORT.COM](http://WWW.PORTFREEPORT.COM)

January 18, 2022

Department of the Army  
Galveston District, Corps of Engineers  
Attn: Aron Edwards  
PO Box 1229  
Galveston, Texas 77553-1229

Re: Letter of No Objection for Construction of Kirby Inland Marine barge fleeting in Freeport, Texas

Dear Mr. Edwards:

Port Freeport is aware of the 408 Permit application submitted by Kirby Inland Marine, LP for barge fleeting in the Upper Stauffer Channel and has No Objection to the project.

Sincerely,

Phyllis Saathoff  
Executive Director/CEO  
Port Freeport

PORT COMMISSION

JOHN HOSS, CHAIRMAN; RUDY SANTOS, VICE CHAIRMAN; DAN CROFT, SECRETARY; ROB GIESECKE, ASST. SECRETARY;  
RAVI K. SINGHANIA, COMMISSIONER; SHANE PIRTLE, COMMISSIONER; PHYLLIS SAATHOFF, EXECUTIVE DIRECTOR/CEO





January 17, 2022

Jason Hull, P.E  
Director of Engineering  
Port Freeport  
1100 Cherry St.  
Freeport, TX 77541

**Re: Proposal for USACE Flood Wall Alignment Review**

WSP is excited about the opportunity to provide technical review services regarding the review of proposed alignment options of a future flood protection wall through Port Freeport properties. To accomplish this effort, the following tasks will be performed:

**APPROACH**

1. **Review/Interview:** To begin our effort we will review the Freeport FPV04 Further Analysis Evaluation report and drawings prepared by AECOM/HDR for the USACE dated 29 October 2021. While performing our review, we will engage and interview Port Freeport Executive management (Executive Director, Director of Engineering and Director of Operations) to gather initial perspectives and concerns regarding the wall alignment.
2. **Matrix Development & Alignment Options:** Upon completion of the report review and interviews, we will develop an evaluation matrix to include the key concerns of the port as the evaluation criteria. Up to 10 criteria will be identified, defined and weighed. Guided by the information received during the review/interview period, up to three additional alignments will be developed.
3. **Options Evaluation & Reporting:** Using the evaluation matrix, we will score the performance of the seven alignments. Four in the USACE report and three developed by WSP. Once the alignments are evaluated, a brief MS PowerPoint presentation will be presented to Port Freeport senior staff to collect final comments. Once the final comments are received, a final MS PowerPoint File will be delivered to Port Freeport.

**SCHEDULE**

We estimate this effort to take 1 month from date of receiving a Notice to Proceed (NTP). However, we remain flexible to perform this effort in less or more time depending the review time required.



## BUDGET

This effort is expected to require up to \$25,000 and will be billed monthly on a time and materials basis. Billing rates for staff performing this effort include:

Blair Garcia	\$294
Tom Ward	\$284
Hardik Gajjar	\$166
Shannon McLeod	\$193

Should you have any questions regarding this proposal, please do not hesitate to contact me at [blair.garcia@wsp.com](mailto:blair.garcia@wsp.com), or +1 (757) 466-9671.

Best Regards,  
WSP

A handwritten signature in black ink, appearing to read 'Blair Garcia'.


Blair Garcia  
Vice President  
Director – US Maritime Planning



1100 CHERRY ST. • FREEPORT, TX 77541  
(979) 233-2667 • 1 (800) 362-5743 • FAX: (979) 373-0023  
WWW.PORTFREEPORT.COM

## MEMORANDUM

**TO:** Commissioners  
Directors  
Legal Counsel

**FROM:** Jason Hull, P.E.   
Director of Engineering

**DATE:** January 20, 2022

**SUBJECT:** ZPMC NA East Coast Inc. – Crane Repair Agreement

---

The contract for the repair of the Port's crane was awarded to ZPMC NA East Coast Inc. based on a proposal submitted by ZPMC, which included a "lump sum turn-key price" for the work and a separate "stand-by cost (labor and indirects)." The Port's crane consultant (Paul Bridges & Associates, Inc.) then prepared the Crane Repair Agreement, which was signed by the Port and ZPMC. For some reason, the Crane Repair Agreement did not include the separate "stand-by cost (labor and indirects)" that was part of the proposal submitted by ZPMC.

ZPMC is requesting \$9,500 stand-by time due to an occurrence when workers showed up to work on a date and time approved by the Port and were told they could not proceed on that day due to a surprise ship being scheduled.

Staff recommends that the Crane Repair Agreement with ZPMC be amended to allow for the stand-by costs as provided in the proposal that was submitted by ZPMC.

### PORT COMMISSION

JOHN HOSS, CHAIRMAN; RUDY SANTOS, VICE CHAIRMAN; DAN CROFT, SECRETARY; ROB GIESECKE, ASST. SECRETARY;  
RAVI K. SINGHANIA, COMMISSIONER; SHANE PIRTLE, COMMISSIONER; PHYLLIS SAATHOFF, EXECUTIVE DIRECTOR/CEO