

AGENDA

**Port Freeport
Port Commission
Regular Meeting
Thursday, January 13, 2022, 1:00 pm - 5:00 pm
In Person & Videoconference - Administration Building - 1100 Cherry Street - Freeport**

This meeting may be attended virtually or in person.

The meeting will be conducted pursuant to Section 551.127 of the Texas Government Code titled "Videoconference Call." The quorum of the Port Commission will be located at the Commissioner Meeting Room located at 1100 Cherry Street, Freeport, Texas ("Meeting Location"). The Port Commission intends to have a quorum at the Meeting Location. The presiding Commissioner of this meeting will be physically present at the Meeting Location. The public will be permitted to physically attend the meeting at the Meeting Location.

Public comment will be available at the beginning of the meeting during the agenda item devoted to public comment. Public comment may be communicated virtually and in person, but in either event public comment will be limited to 5 minutes per participant and must be communicated verbally. Following public comment, the public will not be permitted to communicate with the Port Commission.

This meeting agenda and agenda packet is posted online at www.portfreeport.com

The videoconference is available online as follows:

Join Zoom Meeting

<https://us02web.zoom.us/j/85271673038?pwd=Q2QvQktGcHlwd21zazNuWXhkaFBuZz09>

Meeting ID: 852 7167 3038

Passcode: 465597

Dial by your location

1 346 248 7799 US (Houston)

1 253 215 8782 US (Tacoma)

1 669 900 9128 US (San Jose)

1 312 626 6799 US (Chicago)

1 646 558 8656 US (New York)

1 301 715 8592 US (Washington DC)

Meeting ID: 852 7167 3038

Find your local number: <https://us02web.zoom.us/j/85271673038>

1. CONVENE OPEN SESSION in accordance with Texas Government Code Section 551.001, et. seq., to review and consider the following:
2. Invocation.
3. Pledge of Allegiance: U.S. Flag & Texas Flag
4. Roll Call.
5. Call to identify and discuss any conflicts of interest that may lead to a Commissioner abstaining from voting on any posted agenda item.
6. Public Comment. (Public comment will be limited to 5 minutes per participant and can be completed in person or virtually)
7. Approval of minutes from the Regular Meeting held December 16, 2021.

8. Adoption of a Resolution approving the application for tax abatement between Port Freeport and Freeport LNG Development, LP and FLNG Liquefaction 4, LLC regarding construction of a \$2.403 billion expansion of their natural gas liquefaction and LNG export facility for property located in Brazoria County Reinvestment Zone 21-01, approving Tax Abatement Agreement on the same terms and conditions as granted to Freeport LNG Development, LP and FLNG Liquefaction 4, LLC by Brazoria County and authorizing Chairman and Secretary to execute said agreement.
9. Receive report from Executive Director/CEO and/or Port staff on activities and matters related to COVID-19 health safety matters, administrative affairs, financial results, facility engineering matters, operations and vessel activity, port safety matters, port security matters, Port tenant updates, USCOE, and other related port affairs.
10. Approval of financial reports presented for the period ending November 30, 2021.
11. Presentation of the Government Finance Officers Association Award of Financial Reporting Achievement for the FY 2020 Annual Comprehensive Financial Report.
12. Approval of a Professional Services Agreement with Montrose Environmental Solutions, Inc. for Asbestos Abatement Air Quality Monitoring for East End Properties 2021, for an amount not to exceed \$52,617.75.
13. Approval of an Agreement between the U.S. Department of Commerce, National Oceanic and Atmospheric Administration (NOAA), National Ocean Services (NOS), Center for Operational Oceanographic Products and Services and Port Freeport for the Quality Control and Dissemination of Data for NOAA's Freeport Physical Oceanographic Real-Time System (PORTS).
14. Approval of a Letter Agreement between Port Freeport and Freeport LNG Development, L.P. for Payment of Costs for Current Metering Systems Meeting Standards Established by National Oceanic and Atmospheric Administration's (NOAA) Center for Operational and Oceanographic Products and Services.
15. Conduct Workshop to receive Transportation Workers Identification Credential (TWIC) Escort Training.
16. EXECUTIVE SESSION in accordance with Subchapter D of the Open Meetings Act, Texas Government Code Section 551.001, et. seq., to review and consider the following:
 - A. Under authority of Section 551.071 (Consultation with Attorney):
 1. Consultation with attorney to discuss pending litigation.
 2. Consultation with attorney to discuss contemplated litigation and settlement offer.
 3. Consultation and discussion with attorney for legal advice regarding legal matters related to Industrial District Agreement between Port Freeport and Town of Quintana.
 - B. Under authority of Section 551.072 (Deliberation of Real Property Matters) for discussion regarding:
 1. The potential exchange, lease, or value of real property located in Freeport, Texas, including but not limited to the area known as the East End of Freeport and bordered by or adjacent to the following streets: FM 1495; East 2nd Street; Terminal Street and East 8th Street in Freeport, Texas.
 2. The potential purchase, exchange, lease or value of real property located at Port Freeport, including but not limited to the real property located at and contiguous to Berths 1, 2, 5 and 7.
 3. The potential exchange, lease, or value of real property located at Port Freeport, including but not limited to Parcel 14 and Quintana Island.
 - C. Under authority of Section 551.074 (Deliberation of Personnel Matters) for discussion regarding:
 1. Deliberation regarding the appointment, employment, evaluation, reassignment, duties of a public officer or employee, including but not limited to: Executive Director/CEO.
17. RECONVENE OPEN SESSION to review and consider the following:
18. Approval of Second Amendment to the Second Lease Agreement between Port Freeport and Vulcan Construction Materials, LLC.
19. Approval and ratification of extension to the Industrial District Contract between Port Freeport and the Town of Quintana.
20. Adjourn.

The Port Commission does not anticipate going into a closed session under Chapter 551 of the Texas Government Code at this meeting for any other items on the agenda, however, if necessary, the Port Commission may go into a closed session as permitted by law regarding any item on the agenda.

With this posted notice, Port Commissioners have been provided certain background information on the above listed agenda items. Copies of this information can be obtained by the public at the Port Administrative offices at 1100 Cherry Street, Freeport, TX.

A handwritten signature in black ink, reading "Phyllis Saathoff". The signature is written in a cursive style with a large, stylized "P" and "S".

Phyllis Saathoff, Executive Director/CEO

PORT FREEPORT

In compliance with the Americans with Disabilities Act, the District will provide for reasonable accommodations for persons attending its functions. Requests should be received at least 24 hours in advance.

Minutes of Port Commission Regular Meeting

December 16, 2021

In Person & Videoconference

A Regular Meeting of the Port Commission of Port Freeport was held December 16, 2021, beginning at 1:11 PM at the Administration Building, 1100 Cherry Street, Freeport, Texas.

Commissioner Hoss noted the following information that was included on the posted agenda.

This meeting may be attended virtually or in person.

The meeting will be conducted pursuant to Section 551.127 of the Texas Government Code titled "Videoconference Call." This statute provides public officials, employees and members of the public may participate remotely in a public meeting by videoconference call. The Port Commission is utilizing this existing statute to ensure the greatest amount of access to the public and ensure the ability of all Commissioners to participate in meetings during the COVID-19 pandemic.

The quorum of the Port Commission will be located at the Commissioner Meeting Room located at 1100 Cherry Street, Freeport, Texas ("Meeting Location"). The Port Commission intends to have a quorum at the Meeting Location. The presiding Commissioner of this meeting will be physically present at the Meeting Location. The public will be permitted to physically attend the meeting at the Meeting Location.

Public comment will be available at the beginning of the meeting during the agenda item devoted to public comment. Public comment may be communicated virtually and in person, but in either will be limited to 5 minutes per participant and must be communicated verbally. Following public comment, the public will not be permitted to communicate with the Port Commission.

This meeting agenda and agenda packet is posted online at www.portfreeport.com

The videoconference is available online as follows:

Join Zoom Meeting

<https://us02web.zoom.us/j/85197688118?pwd=WHBTZGM5VzBVOHZQazBINDkrZVdCQT09>

Meeting ID: 851 9768 8118

Passcode: 088192

Dial by your location

- +1 346 248 7799 US (Houston)
- +1 253 215 8782 US (Tacoma)
- +1 669 900 9128 US (San Jose)
- +1 312 626 6799 US (Chicago)
- +1 646 558 8656 US (New York)
- +1 301 715 8592 US (Washington DC)

Meeting ID: 851 9768 8118

Find your local number: <https://us02web.zoom.us/j/85197688118?pwd=WHBTZGM5VzBVOHZQazBINDkrZVdCQT09>

Commissioners present in person:

- Mr. John Hoss, Chairman
- Mr. Rudy Santos, Vice Chairman
- Mr. Dan Croft, Secretary
- Mr. Rob Giesecke, Asst. Secretary
- Mr. Ravi Singhanian, Commissioner
- Mr. Shane Pirtle, Commissioner

Staff Members Present:

Mr. Jason Cordoba, Legal Counsel
Ms. Phyllis Saathoff, Executive Director/CEO
Mr. Rob Lowe, Director of Administration/CFO
Mr. Al Durel, Director of Operations
Mr. Mike Wilson, Director of Economic Development & Freight Mobility
Mr. Jason Hull, Director of Engineering
Mr. Chris Hogan, Director of Protective Services
Mr. Jason Miura, Director of Business & Economic Development
Mr. Brandon Robertson, Network Systems Manager
Ms. Missy Bevers, Executive Assistant
Ms. Mary Campus, Controller
Ms. Tricia Vela, Public Affairs Assistant

Also, present:

Mr. Bobby Fuller, Texas Port Ministry
Ms. Jackie Fuller, Texas Port Ministry
Mr. Chris Moore, Texas Port Ministry
Ms. Dara Grogue, Texas Port Ministry
Mr. Jeff McDonald, Texas Port Ministry
Ms. Barbara Fratila
Mr. Henry Chambless
Mr. Charles Montgomery, ILA

1. CONVENE OPEN SESSION in accordance with Texas Government Code Section 551.001, et. seq., to review and consider the following:
2. Invocation – Mr. Bobby Fuller, Texas Port Ministry
3. Pledge of Allegiance – U.S. Flag and Texas Flag
4. Roll Call – Commissioner Hoss noted that all Commissioners were present in the Board Room, with the exception of Commissioner Pirtle who would be arriving late.
5. Public Comment – Mr. Bobby Fuller addressed the Port Commission and staff thanking them for 10 years of support through the proceeds of the annual golf tournament.
6. Approval of minutes from the Regular Meeting held November 17.

A motion was made by Commissioner Croft to approve the minutes as presented. The motion was seconded by Commissioner Santos with all Commissioners present voting in favor of the motion.

7. Presentation of check to Texas Port Ministry from proceeds of Port Freeport Golf Tournament.

Ms. Saathoff stated that on October 18, Port Freeport hosted its 10th annual golf tournament benefiting Texas Port Ministry at The Wilderness in Lake Jackson. A total of 135 players,

over 75 sponsors and more than 20 volunteers helped make the tournament a success. Ms. Saathoff thanked the Port Freeport staff and Texas Port Ministry staff for their efforts in volunteering and coordinating the tournament as well as Darlene Winkler, who organizes the event and the sponsorships. Ms. Saathoff also recognized the student volunteers from Texas A&M Galveston Maritime Organization who volunteer every year. The net total for the 2021 Port Freeport Golf Tournament was \$66,000. A check was presented to Mr. Bobby Fuller and staff of Texas Port Ministry. Mr. Fuller addressed members of the Board, Port employees and sponsors to thank them for their efforts and success of this tournament. He also introduced Chris Moore who will join the ministry in January 2022. Mr. Moore will be the next director for Texas Port Ministry after Mr. Fuller retires June 30.

At this time, Commissioner Hoss took care of a housekeeping item and asked if any Commissioners had a conflict with any item on the agenda. There were no conflicts noted.

Commissioner Pirtle also joined the meeting at this time.

8. Recognition, including but not limited to: Cordoba Law Firm and Port Employees.

Ms. Saathoff recognized Port Employees who recently received service awards. Randy Thompson and Jennifer Barrera both received their five-year award while Jason Hull celebrated ten years, Jesse Hibbetts fifteen years and Rodney Blackstock marking twenty years. Ms. Saathoff also recognized Al Durel and his operations team for their recent coordination and efforts with the arrival of the largest container vessel to call Port Freeport. This vessel was met with challenges, but the team worked together to fix the issue so work could continue, and the vessel could sail on schedule.

Ms. Saathoff also recognized Jason Cordoba and his staff who have always been extremely professional and done an outstanding job for the Port through the years. His team has always stepped up and been available to assist the Port when needed and will be missed as general counsel for the Port. Mr. Cordoba thanked the Port for the opportunity to be a part of Port Freeport team. Commissioners echoed Ms. Saathoff's sentiments in thanking Mr. Cordoba for his service.

9. Receive reports from Executive Staff on activities and matters related to COVID-19 health safety matters, administrative affairs, financial results, facility engineering matters, operations and vessel activity, port safety matters, port security matters, Port tenant updates, USCOE, and other related port affairs.

A. Executive Director/CEO

Ms. Saathoff reported the Port received the Corps' 2020 Fact Card which presents the foreign waterborne statistics for the nation, noting that Port Freeport moved from 15th in the nation to 11th in the nation in foreign waterborne, and moved up to 16th in the nation overall for total waterborne foreign and domestic tonnage. Ms. Saathoff reported on the Corps Quarterly Executive Committee meeting held December 7 and announced Sharon Tirpak will be retiring at the end of the year. She also reminded the Commission that Col. Vail will also be retiring in June 2022. The work for the widening of Reach 2 will begin in February and plans for the dry excavation work to be done in the bend is nearly complete and work is scheduled to begin in the Spring. Ms. Saathoff also reported the EPA has given approval for all remaining material to go to offshore placement, which

sets the Port up for awarding a single contract for the remaining work in the channel. Additionally, the Port is also in good position to compete for funds from the Infrastructure Investment Jobs Act. Ms. Saathoff shared a photo of the 900-foot container vessel that called Port Freeport December 10. This was the vessel's first call to the U.S. from China and discharged approximately 618 boxes. Ms. Saathoff reported on a meeting held between the Velasco Drainage District, Brazoria County, the Port, Representative Vasut and Senator Huffman's office regarding the Sabine to Galveston project. She also reported on a meeting held with the Traffic Coordination & Safety Group to receive update on the TxDOT projects slated in and around the area. Ms. Saathoff noted there are still vacant positions for the Port posted on the website and staff is actively pursuing candidates to fill positions. Staff expects to have a signed NOAA Ports System Agreement on the agenda in January for approval.

B. Chief Financial Officer

Mr. Lowe gave a presentation regarding the financial results for the month of October.

C. Director of Engineering

In Mr. Hull's absence, Mr. Nick Malambri was available for questions regarding his submitted written report.

D. Director of Operations

Mr. Durel introduced Ms. Holly Soria who joined Operations earlier in the year. Additionally, he reported on vessel and cargo activity for the month of November and a portion of December. He noted the Port saw a vessel for Riviana in December and is scheduling more vessels for January / February. The Port is also seeing a lot of steel by way of ship, barge and rail as well as a significant increase in railcars. Total vehicles handled year to date is 17,136 with 6,323 containers and 545 railcars handled.

E. Director of Business & Economic Development

Mr. Miura stated that his department continues to execute on the strategic objectives and has seen a heightened number of inquiries about the Port. Additionally, the recent press releases related the Harbor Channel Improvement Project and dock construction has gain the attention of the market. Staff is working diligently to convert interest into actual business.

10. Receive report from Commissioners on matters related to:

A. December 6 OSS Advisory Committee – Commissioner Pirtle reported the committee reviewed stevedore license renewals which are on the agenda for approval, as well as discussed security related items in executive session.

B. Meetings and conferences attended, Port presentations and other related Port Commission matters.

Commissioner Pirtle reported attending the 36A Breakfast, State of the Community, Sweeny FFA Fundraiser, Lower Brazos River Coalition, meeting with Col. Vail, Sabine to Galveston conference call, Vulcan's Lockwood facility visit, 36A Executive Committee meeting, TxDOT traffic coordination meeting as well as a 100 Club meeting.

Commissioner Croft reported attending the Sweeny FFA Fundraiser, visit with folks from Riviana, Alliance meeting, Gary Basinger Retirement and the AAPA Commissioners Seminar held in San Diego.

Commissioner Santos reported attending the Vulcan Lockwood visit, Groundbreaking Ceremony at the Brazoria County Courthouse as well as Gary Basinger Retirement.

Commissioner Singhania reported attending the Basinger Retirement, AAPA Commissioners Seminar, Congressman Nehls' staff visit, Dow Christmas event, Vulcan Lockwood visit, Port Freeport CAP meeting and the G&H Towing Dock Christening event.

Commissioner Giesecke reported attending the 36A Breakfast, State of the Community and the Lockwood visit.

Commissioner Hoss reported attending the Lower Brazos River Coalition meeting, Velasco Drainage District meeting regarding coastal spine funding as well as the CAP meeting.

11. Approval of financial reports presented for the period ending October 31, 2021

A motion was made by Commissioner Pirtle to approve the financial reports as presented. The motion was seconded by Commissioner Croft with all Commissioners present voting in favor of the motion.

12. Approval of Stevedore License renewals submitted by the following:

Ceres Gulf, Inc.
Cooper/Ports America LLC
Gulf Stevedoring Services, LLC
Gulf Stream Marine, Inc.
James J. Flanagan Shipping
Mammoet USA South, Inc.
Ports America Texas, Inc.
Red Hook ConRo Terminals LLC
Richardson Stevedoring & Logistic Services, Inc.
Suderman Contracting Stevedores, Inc.

Mr. Durel presented the applications for stevedore license renewals and shared the spreadsheet and checklist used to ensure the stevedores have submitted all necessary information to meet requirements. Commissioner Singhania expressed his concern for the higher TIRR ratings asking what plans or proposals have been made to reduce incidents. Mr. Durel stated that staff has been meeting with them regularly to always improve safety. Mr. Charles Montgomery with ILA spoke to the Commission regarding safety training and strides made to improve safety and reduce incidents within the Port. Commissioner Pirtle noted that the OSS Advisory Committee discussed TIRR ratings as well, noting that should anyone have a five or higher rating, staff would review the reasons for the rating.

A motion was made by Commissioner Pirtle to approve the renewals as presented by staff. The motion was seconded by Commissioner Santos with all Commissioners present voting in favor of the motion.

13. Discuss and consider setting the 2022 Port Commission meeting dates and Strategic Workshop date(s).

Ms. Saathoff stated the proposed dates follow suit in past years with meetings scheduled for the second and fourth Thursday of the month with July, November and December holding only one meeting per month. Ms. Saathoff noted one change in the month of February suggesting the Commission not have a meeting February 10, rather hold a strategic workshop February 17. Commissioner Singhania inquired about the second meeting in June proposed for the 30th, requesting it be moved back to the 23rd. All Commissioners agreed to the changes.

14. EXECUTIVE SESSION in accordance with Subchapter D of the Open Meetings Act, Texas Government Code Section 551.001, et. seq., to review and consider the following:

A. Under authority of Section 551.071 (Consultation with Attorney) for discussion regarding:

1. Consultation with attorney to discuss pending litigation.
2. Consultation with attorney to discuss potential litigation.

B. Under authority of Section 551.072 (Deliberation Concerning Real Property Matters) for discussion regarding:

1. Discussion regarding the potential exchange, lease, or value of real property located in Freeport, Texas, including but not limited to the are known as the East End of Freeport and bordered by or adjacent to the following streets: FM1495; East 2nd Street; Terminal Street and East 8th Street in Freeport, Texas.
2. The potential purchase, exchange, lease, or value of real property located at Port Freeport, including but not limited to the real property located at and contiguous to Berths 1, 2, 5 and 7.
3. The potential exchange, lease, or value of real property located at Port Freeport, including but not limited to Parcel 14 and property on Quintana Island.

C. Under authority of Section 551.074 (Deliberation of Personnel Matters) for discussion regarding:

1. Deliberation regarding the appointment, employment, evaluation, reassignment, duties of a public officer or employee, including but not limited to: Executive Director/CEO.

15. RECONVENE OPEN SESSION:

16. Adjourn.

With no further business before the Commission, the meeting adjourned at 4:17 PM.

John Hoss, Chairman

Rudy Santos, Vice Chairman

Dan Croft, Secretary

Rob Giesecke, Asst. Secretary

Ravi K. Singhanian, Commissioner

Shane Pirtle, Commissioner

**RESOLUTION APPROVING THE APPLICATION AND TAX ABATEMENT
AGREEMENT FOR FREEPORT LNG DEVELOPMENT, LP AND FLNG
LIQUEFACTION 4, LLC FOR PROPERTY LOCATED IN BRAZORIA COUNTY
REINVESTMENT ZONE NO. 21-01**

At a regular meeting of the Port Commission of Port Freeport of Brazoria County, Texas (the "Port") held at the office of the Port at 1100 Cherry Street, Freeport, Texas, on the 13th day of January, 2022, among other business, on motion duly made and seconded, the following resolution was passed and adopted:

FINDINGS

1. Due and proper notice of the date, time, place and purpose of this meeting has been duly given in accordance with the provisions of the Texas Open Meetings Act, and such meeting has been conducted in accordance with said Open Meetings Act.

2. Port Freeport ("Port") has heretofore adopted guidelines and criteria for granting tax abatement in a reinvestment zone in Brazoria County, Texas.

3. A Tax Abatement Agreement for property located in the Brazoria County Reinvestment Zone No. 21-01 was entered into by and between Brazoria County and Freeport LNG Development, LP and FLNG Liquefaction 4, LLC on March 23, 2021.

4. Section 312.206(a) of Subchapter B of the Texas Property Redevelopment and Tax Abatement Act, V.A.T.S. Tax Code, Chapter 312 and other applicable sections of said statute, provide that if property taxes are abated within the taxing jurisdiction of a municipality, the governing body of any other taxing unit in which the property is located may execute a written agreement with such owner of the property.

5. The Port Commission herenow finds and determines that the property subject to the following proposed agreement meets the applicable guidelines and criteria adopted by the governing body of the Port: TAX ABATEMENT AGREEMENT FOR PROPERTY LOCATED IN BRAZORIA COUNTY REINVESTMENT ZONE NO. 21-01.

6. The Port Commission finds and determines that the granting of this tax abatement to Freeport LNG Development, LP and FLNG Liquefaction 4, LLC will promote the development of industry within the Port boundaries, provides additional employment and strengthen the economy of the area, and is therefore in the best interest of the Port:

RESOLUTION

NOW THEREFORE, BE IT RESOLVED by the Port Commission of Port Freeport, that the Port enter into the following agreement, and that the Chairman and Secretary of the Commission be, and they are hereby authorized to execute said agreement on behalf of the Port: TAX ABATEMENT AGREEMENT FOR PROPERTY LOCATED IN BRAZORIA COUNTY REINVESTMENT ZONE NO. 21-01.



1100 CHERRY ST. • FREEPORT, TX 77541
(979) 233-2667 • 1 (800) 362-5743 • FAX: (979) 373-0023
WWW.PORTFREEPORT.COM

TO: Port Commissioners
Executive Director/CEO

FROM: Rob Lowe

DATE: December 13, 2021

SUBJECT: Application for Tax Abatement in Port Freeport by Freeport LNG Development, LP and FLNG Liquefaction 4, LLC for a proposed Train 4 Liquefaction addition.

Freeport LNG Development, LP and FLNG Liquefaction 4, LLC is evaluating the construction of Train 4 at their Quintana Liquefaction facility.

Tax abatement considerations:

- \$2,403,472,500 investment
- Ten year term of tax abatement (2023 through 2032)
- Estimated value of \$1,872,969,000 after abatement expires
- Permanent jobs created - 45
- Construction jobs created – 150 at start, 1200 at peak, 400 at finish

Brazoria County Commissioners' Court approved the application and agreement on March 23, 2021.

Staff recommends approval of a ten year term after conducting its assessment and confirming the following:

- The application is complete and the fee has been paid
- The application satisfies the criteria and the abatement is permitted under the Port's *Guidelines and Criteria For Granting Tax Abatements*
- FLNG has complied fully with its obligations to date
- FLNG is not liable to the Port for outstanding taxes or other obligations
- The agreement conforms to and is consistent with the agreement approved by the County

PORT COMMISSION

JOHN HOSS, CHAIRMAN; RUDY SANTOS, VICE CHAIRMAN; DAN CROFT, SECRETARY; ROB GIESECKE, ASST. SECRETARY;
RAVI K. SINGHANIA, COMMISSIONER; SHANE PIRTLE, COMMISSIONER; PHYLLIS SAATHOFF, EXECUTIVE DIRECTOR/CEO

THE STATE OF TEXAS §
 §
COUNTY OF BRAZORIA §

**TAX ABATEMENT AGREEMENT WITH FREEPORT LNG DEVELOPMENT, LP AND
FLNG LIQUEFACTION 4, LLC FOR PROPERTY LOCATED IN
BRAZORIA COUNTY REINVESTMENT ZONE NO. 21-01**

This Tax Abatement Agreement (hereinafter referred to as the "Agreement") is made and entered into by and between **PORT FREEPORT** ("Port") and **FREEPORT LNG DEVELOPMENT, LP**, a Limited Partnership authorized to do business in Texas, and **FLNG LIQUEFACTION 4, LLC**, ("Owner"), the owner of taxable real property in Brazoria County, Texas, located in the **BRAZORIA COUNTY REINVESTMENT ZONE NO. 21-01** ("Reinvestment Zone").

I. AUTHORIZATION

1.01 This Agreement is authorized by the Texas Property Redevelopment and Tax Abatement Act, V.A.T.S. Tax Code, Chapter 312, as amended, and by resolution of the Port Commission of Port Freeport approving this Abatement.

II. DEFINITIONS

- 2.01** As used in this Agreement, the following terms shall have the meanings set forth below:
- a. "Certified Appraised Value" means the January 1st appraised value of the property within the Reinvestment Zone as certified by the Brazoria County Appraisal District as of the January 1st valuation date.
 - b. "Abatement" means the full or partial exemption from ad valorem taxes of certain property in a reinvestment zone designated for economic development purposes.
 - c. "Eligible Property" means the buildings, structures, tangible personal property as defined in the Texas Tax Code including fixed machinery and equipment, process units, site improvements, and related fixed improvements necessary to the operation and administration of the facility.
 - d. "New Eligible Property" means Eligible Property construction of which commences subsequent to the date of the Port approving the Tax Abatement. During the construction phase of the New Eligible Property, Owner may make such change orders to the New Eligible Property as are reasonably necessary to accomplish its intended use.
 - e. "Ineligible Property" means land, existing improvements, tangible personal property that the Brazoria County Appraisal District classifies as inventory and supplies, tools, furnishings and other forms of movable personal property, vehicles, watercraft, aircraft, housing, convalescent homes, assisted living homes/centers, hotel accommodations,

retail facilities, deferred maintenance investments, property to be rented or leased except as provided in Section 2(f), tangible personal property located in the reinvestment zone prior to the effective date of this Agreement, property that is already subject to real or personal property tax moved from one location in Brazoria County to the reinvestment zone, real property with a productive life of less than 10 years, property owned or used by the State of Texas or its political subdivisions or by any organization owned, operated or directed by a political subdivision of the State of Texas, or any other property for which abatement is not allowed by State law.

- f. “Actual Productive Life” means the actual period of time the improvements were in active service and operation as part of a facility operating in a producing capacity, and this definition supersedes any other definition stated elsewhere.

2.02 The *Guidelines And Criteria For Granting Tax Abatement In A Reinvestment Zone Created In Port Freeport In Brazoria County, Texas* (“Port Guidelines And Criteria”), adopted by the Port Commission of Port Freeport, are attached hereto as Exhibit “B” and made a part hereof. All definitions set forth therein are applicable to this Agreement.

III. SUBJECT PROPERTY

3.01 The Reinvestment Zone is an area generally described as approximately 1,800 acres of land in Brazoria County, Texas. The legal description of the Reinvestment Zone is attached hereto as Exhibit C.

3.02 The Brazoria County Appraisal District has established the value for land, personal property and improvements of Owner in the subject property or of certain tracts of land from which the subject tract of land is derived as of January 1, 2020. The total appraised value is \$6,861,628,580.00 as indicated on the Brazoria County Appraisal District Certification attached hereto as Exhibit D.

IV. VALUE AND TERM OF ABATEMENT

4.01 This Tax Abatement shall be effective January 1, 2023 and shall continue for a period of ten (10) years, or one-half (½) the productive life of the improvements, whichever is less. One hundred percent (100%) of the value of New Eligible Properties shall be abated subject to Section 4.03 herein below.

4.02 Pursuant to the above-provisions and subject to Section 4.03 herein below, the term of abatement under this Agreement shall commence January 1, 2023 and continue through December 31, 2032. The benefits of abatement shall continue throughout the last year in which abatement is applied as long as the property and property owner continue to qualify for abatement throughout the last year.

4.03 If pursuant to the above Section 4.01, it is determined upon completion of improvements, or at any time thereafter (including after the term of abatement otherwise granted under this Agreement) that one-half ($\frac{1}{2}$) the productive life of improvements is less than the term of years of abatement under this Agreement, the term of abatement shall be reduced to one-half ($\frac{1}{2}$) the productive life of the improvements and Owner shall pay to the Port the full amount of taxes otherwise abated in each year in which the term of abatement exceeded one-half ($\frac{1}{2}$) of the actual productive life of the improvements. The amount of taxes for part of a year, if applicable, shall be determined by proration (by multiplying the amount of abated taxes for the entire year by a fraction, the denominator of which is 365 and the numerator of which is the number of days in excess of the term of abatement represented by one-half ($\frac{1}{2}$) of the actual productive life of the improvements). Any recapture hereunder shall be payable within sixty (60) days of written notice. Owner shall certify by statement to the Port and the Brazoria County Appraisal District the estimated productive life of improvements upon completion of the construction; provided, however Owner's estimate of productive life shall not control the operation of this subsection.

4.04 The payment obligation under Section 4.03 is a continuing obligation. Owner understands and agrees that this Agreement mandates that Owner's abated improvements be in active service and operation as part of a facility operating in a producing capacity for a period of twenty (20) years from the effective commencement date of this agreement (to December 31, 2042) in order for Owner to receive ten (10) full years of abatement that are not subject to the term reduction and recapture/payment obligation provisions of Section 4.03 of this Agreement.

V. TAXABILITY

5.01 During the period that this Tax Abatement is effective, taxes shall be payable as follows:

- (a) The value of Ineligible Property shall be fully taxable;
- (b) the Certified Appraised Value of existing Eligible Property as determined each year shall be fully taxable; and
- (c) the value of New Eligible Property shall be abated as set forth in Section IV herein.

VI. PLANNED IMPROVEMENTS AND EMPLOYMENT

6.01 As set forth in the Application attached as Exhibit A, Owner represents that it will construct a liquefied natural gas import and regasification terminal. The estimated value of eligible improvements to be owned by Owner at the end of this Agreement indicated in the application is \$1,872,969,000.00.

6.02 The Owner represents and warrants that this project will create 45 full-time jobs for employees to be employed at Owner. In addition, Owner represents and warrants that the level of employment stated in the abatement application (including the projected creation or retention of employment) will be maintained for the duration of the abatement period. It is further represented that this project will provide an estimated 150 construction jobs at the beginning of construction, with a peak load of 1200 construction jobs during the course of construction and 400 such jobs upon completion.

6.03 All improvements shall be completed in accordance with all applicable law.

6.04 The Owner shall not make any use of the property that is inconsistent with the general purpose of encouraging development or redevelopment of the reinvestment zone during the period that the property tax exemptions are in effect.

6.05 The Owner estimated in its application that construction of the improvements will begin in March of 2022 with completion estimated in the first quarter of 2026.

VII. EVENT OF DEFAULT

7.01 During the abatement period covered by this Agreement, the Port may declare a default hereunder by the Owner if:

- (a) the Owner fails to commence construction of the new facility described in Section VI above, and the Application attached hereto as Exhibit A within two (2) years from the date this Agreement is executed;
- (b) the Owner fails to construct the new facility described in Section VI above;
- (c) the Owner refuses or neglects to comply with any of the terms of this Agreement;
- (d) any representation made by the Owner in this Agreement is false or misleading in any material respect; or
- (e) the constructed facility fails to meet the economic qualifications of Section 2(h) of the Port Guidelines and Criteria. The economic qualifications of Section 2(h) therein expressly include the requirement that the level of employment stated in the Application for the property that is the subject of the Tax Abatement Agreement be maintained for the duration of the abatement period.

7.02 Should the Port determine the Owner to be in default of this Agreement, the Port shall notify the Owner in writing prior to the end of the abatement period, and if such default is not cured within sixty (60) days from the date of such notice ("Cure Period"), then this Agreement may be terminated; provided, however, that in the case of a default for causes beyond Owner's reasonable control cannot with due diligence be cured within such sixty-day period, the Cure Period shall be deemed extended if Owner (i) shall immediately, upon the receipt of such notice, advise the Port of Owner's intention to institute all steps necessary to cure such default and (ii) shall institute and thereafter prosecute to completion with reasonable dispatch all steps necessary to cure same.

7.03 In the event the Owner allows its ad valorem taxes owed the Port to become delinquent and fails to timely and properly follow the legal procedures for their protest and/or contest, or if the Owner defaults and/or violates any of the terms and conditions of this Agreement and fails to cure during the Cure Period, this Agreement may then be terminated and all taxes previously abated by virtue of this Agreement will be recaptured and paid within sixty (60) days of termination.

7.04 In the event the facility contemplated herein is completed and begins producing product or service, but the Owner fails to maintain the level of employment (including the projected creation or retention of employment) set forth in Section 6.02, the Port may elect to: (a) Declare a default and terminate this Agreement without recapturing prior years' abated taxes; (b) Declare a default, terminate this Agreement and order a recapture of all or part of the previous years' abated taxes; (c) Set specific terms and conditions for the continuation of the abatement exemption for the duration of the term of this Agreement under its present terms or alter the amount of the abatement for the remaining term of this Agreement; or (d) Order recapture pursuant to the provisions of Section 4.03 of this Agreement, if applicable.

VIII. ADMINISTRATION

8.01 This Agreement shall be administered on behalf of the Port by its Chief Financial Officer. The Owner shall allow authorized employees and/or representatives of the Port who have been designated and approved by the Port to have access to this Reinvestment Zone during the term of this Agreement to inspect the facility to determine compliance with the terms and conditions of this Agreement. All inspections will be made at a mutually agreeable time after the giving of forty-eight (48) hours prior notice and will only be conducted in such manner as to not unreasonably interfere with the construction and/or operation of the facility. All inspections will be made with one or more representatives of the Owner and in accordance with the Owner's safety standards.

8.02 Upon completion of the contemplated construction, the Chief Financial Officer and/or other persons appointed by the Port shall annually evaluate the facility to ensure compliance with the terms and provisions of this Agreement and shall report possible defaults to the Port Commission of Port Freeport.

8.03 The Chief Appraiser of the Brazoria County Appraisal District annually shall determine (a) the taxable value pursuant to the terms of this abatement of the real and personal property comprising this Reinvestment Zone and (b) the full taxable value without abatement of the real and personal property comprising this Reinvestment Zone. The Chief Appraiser shall record both the abated taxable value and the full taxable value in the appraisal records. The full taxable value figure listed in the appraisal records shall be used to compute the amount of abated taxes that are required to be captured and paid in the event this Agreement is terminated in a manner that results in recapture. Each year Owner shall furnish the Chief Appraiser with such information outlined in Chapter 22, V.A.T.S. Tax Code, as may be necessary for the administration of the abatement specified herein.

8.04 If the Port terminates this Agreement, it shall provide Owner written notice of such termination. If Owner believes that such termination was improper, Owner may file suit in the Brazoria County District Courts appealing such termination within ninety (90) days after receipt from the Port of written notice of the termination. If an appeal suit is filed, Owner shall remit to the Port, within sixty (60) days after receipt of the notice of termination, any additional and/or recaptured taxes as may be payable during the pendency of the litigation pursuant to the payment provisions of Section 42.08 V.A.T.S. Tax Code. If the final determination of the appeal increases Owner's tax liability above the amount of tax paid, Owner shall remit the additional tax to the Port pursuant to Section 42.42 V.A.T.S. Tax Code. If the final determination of the appeal decreases the Owner's tax liability, the Port shall refund to the Owner the difference between the amount of tax paid and the amount of tax for which the Owner is liable pursuant to Section 42.43, V.A.T.S. Tax Code.

IX. INFORMATION PROVIDED BY OWNER

9.01 Pursuant to Section 5(a)(7) of the Port Guidelines And Criteria, Owner shall annually furnish information necessary for Port's evaluation of Owner's compliance with the terms and conditions of this Agreement and the Port Guidelines And Criteria (in the form of an annual report/statement of compliance to be mailed to the Chief Financial Officer of the Port on or before January 31st of each year of the tax abatement contract term).

9.02 Additionally, Owner shall furnish the following information or written statements to the Port upon request during the term of this Agreement:

- (a) Statement by Owner certifying the commencement and/or completion date of the contemplated improvements described in Section VI herein and in the abatement application;
- (b) Statement by Owner of the number of permanent employees, contract employees and construction employees actually employed at the facility location;
- (c) Statement by Owner describing the status of construction of the contemplated improvements, percentage of construction completed, construction schedule, and an estimate of taxable value of constructed improvements on the date of the statement; or
- (d) In lieu of the above statements, Owner may furnish documents and records verifying the above requested information.
- (e) Any information, documents or records of any kind reasonably necessary for the Port's evaluation of Owner's compliance with the terms and conditions of this agreement and the Port Guidelines and Criteria, provided that Owner shall not be required to furnish any information, documents or records which a reasonably prudent Owner or company under

the same or similar circumstances would consider to be harmful to its business operations.

9.03 Owner's statements described above shall be verified by the project manager or other appropriate official. Failure to provide any requested statement or information without just cause within sixty (60) days of the request or presentation of any false or misleading statement may at the Port's option, be construed as a default by Owner under this Agreement and cause for immediate termination of this Agreement and recapture of all previously abated taxes, if after written notice of default, Owner has not cured such default prior to the expiration of thirty (30) days from such written notice. The Cure Period provisions of Section VII are not applicable to a default and termination under this paragraph.

9.04 Owner has a continuing obligation for a period of twenty (20) years from the effective commencement date of this Agreement (to December 31, 2042) to report to the Port any plant closure or permanent cessation of production at the abated facility and to furnish to the Port upon request a written confirmation as to whether or not the abated improvements are in service as part of a producing facility or, if applicable, a statement of the beginning and ending dates of production from and/or the beginning and ending dates of operation of the abated facility improvements; or to provide other similar information necessary to determine the actual or estimated productive life of the abated improvements.

9.05 Pursuant to Section 5(a)(8) and Section 7(e) of the Port Guidelines and Criteria, Owner shall, upon expiration of this Agreement, begin annually reporting the status of the abated improvements regarding active service and operation as part of a facility operating in a producing capacity. Reporting will be for the same amount of years as the tax abatement period and in the form of a "Productive Life Report" to be mailed to the Chief Financial Officer of the Port on or before January 31st of each year for ten (10) years following the expiration of the tax abatement contract.

X. INDEMNIFICATION

10.01 Owner agrees to indemnify and hold harmless the Port, its Port Commission, officers and employees from and against all obligations, claims, demands and causes of action of every kind and character (including the amounts of judgments, penalties, interest, court costs and legal fees incurred in defense of same) arising in favor of other governmental entities and agencies or third parties (including employees of Owner) as a result of or arising out of, the covenants to be performed by Owner under this Agreement, or any rights and provisions granted in this Agreement.

XI. ASSIGNMENT

11.01 Owner may assign this Agreement to a new owner or lessee of the same facility upon the approval by resolution of the Port Commission of Port Freeport subject to the financial capacity of the assignee and provided that all conditions and obligations in this Agreement are guaranteed by the execution of a new contractual agreement with the Port. No assignment or transfer shall be approved if

the parties to the existing agreement or the new owner or new lessees are liable to the Port or any affected jurisdiction for outstanding taxes or other obligations. Approval shall not be unreasonably withheld.

XII. ANNUAL PAYMENT TO ECONOMIC DEVELOPMENT FUND

12.01 Intentionally left blank.

XIII. MODIFICATION OR TERMINATION

13.01 At any time before the expiration of this Agreement the parties may, upon mutual consent, modify or terminate the original agreement. Such modification or termination shall be done in accordance with Property Redevelopment and Tax Abatement Act, V.A.T.S., Chapter 312, Section 312.208 of Subchapter B.

XIV. AUTHORITY OF AGENT

14.01 By acceptance of this Agreement and/or any benefits conferred hereunder, Owner represents that its undersigned agents have complete and unrestricted authority to enter into this Agreement and to obligate and bind Owner to all of the terms, covenants and conditions contained in this Agreement.

XV. NOTICE

15.01 Any notice required to be given under the provisions of this Agreement shall be in writing and shall be duly served when it shall have been deposited, enclosed in a wrapper with the proper postage prepaid thereon, and duly registered or certified, return receipt requested, in a United States Post Office, addressed to the Port or Owner at the following addresses. If mailed, any notice or communications shall be deemed to be received three days after the date of deposit in the United States Mail. Unless otherwise provided in this Agreement, all notices shall be delivered to the following addresses:

To the Owner:

Freeport LNG Development, LP
333 Clay St., Suite 5050
Houston, Texas 77002
Attn: Head of Tax

FLNG LIQUEFACTION 4, LLC
333 Clay St., Suite 5050
Houston, Texas 77002

To the Port:

PORT FREEPORT
Attn: Chief Financial Officer
1100 Cherry Street
Freeport, Texas 77541

Either party may designate a different address by giving the other party ten days written notice.

XVI. DATE

16.01 The Port executes this Agreement by and through the Chairman of the Port Commission acting pursuant to a resolution approved by the Port Commission of Port Freeport, so authorizing, and the effective execution date of this Agreement is the date of the countersignature of the Chairman of the Port Commission.

This Agreement has been executed by the parties in multiple originals, each having full force and effect.

PORT FREEPORT

By: _____
JOHN HOSS
CHAIRMAN
PORT FREEPORT

Date signed: _____

ATTEST:

DAN CROFT, SECRETARY

Date signed: _____

FREEPORT LNG DEVELOPMENT, LP
By: FREEPORT LNG-GP, LLC, its sole general partner

By: _____
NAME: _____
TITLE: _____

Date signed: _____

FLNG LIQUEFACTION 4, LLC

By: _____
NAME: _____
TITLE: _____

Date signed: _____

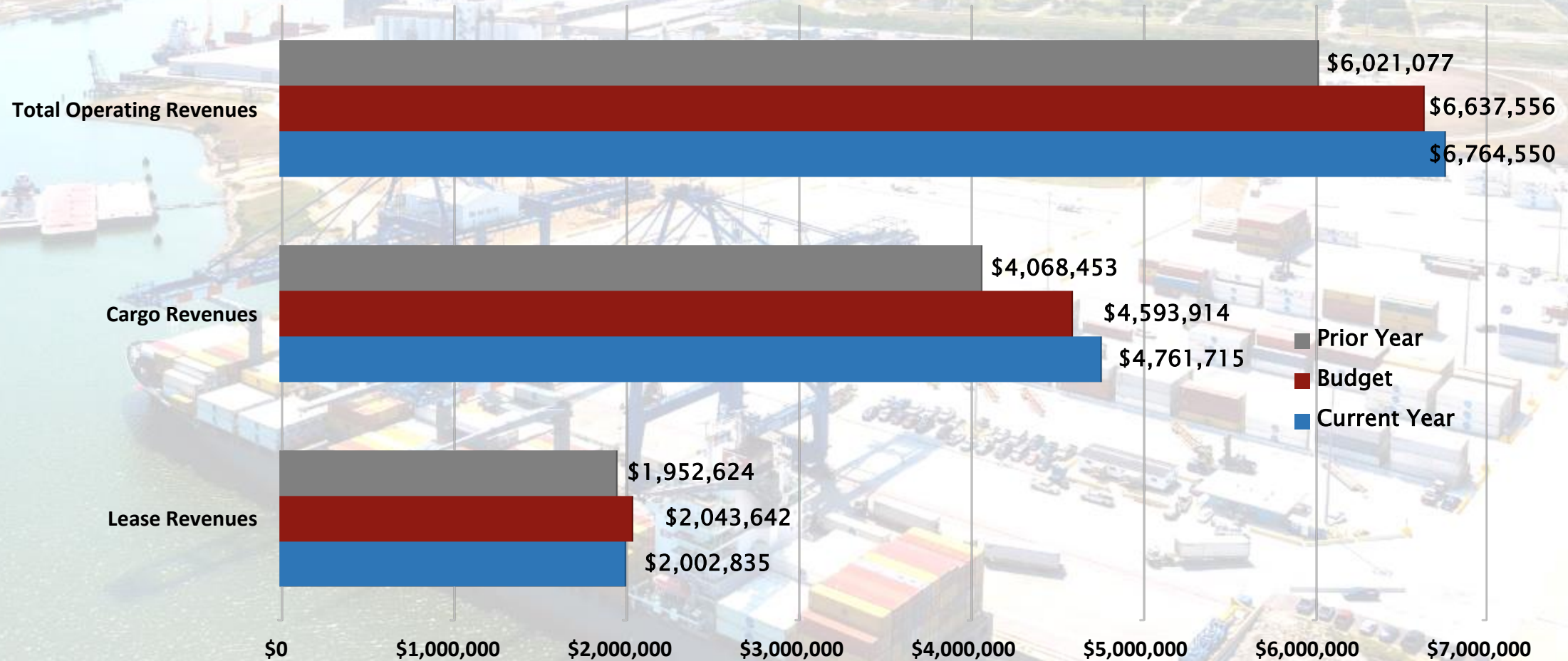


Financial Report for November 30, 2021

January 27, 2021

Rob Lowe | Chief Financial Officer

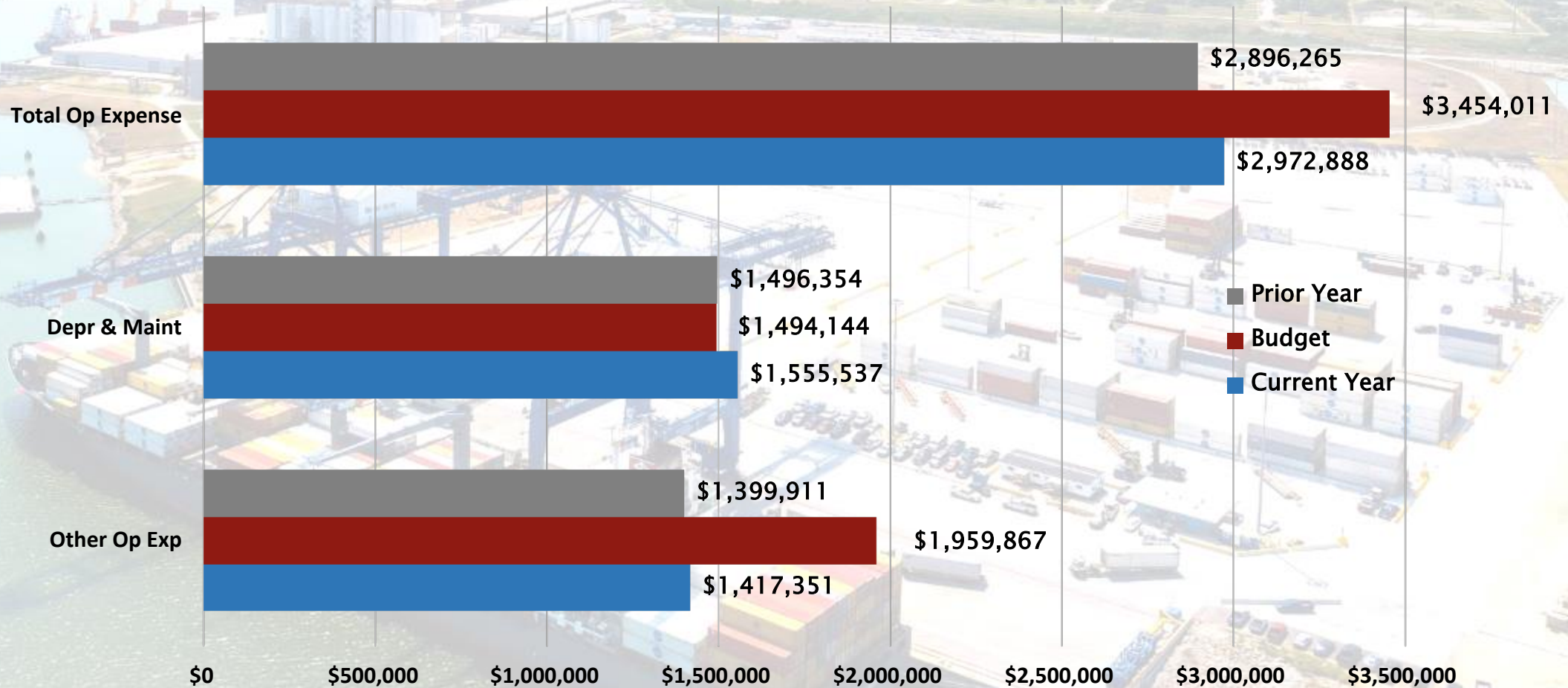
FY 2022 YTD OPERATING REVENUES



COMPARISON:

- Operating revenues are up over PY 12% and over budget by 2%
- Cargo revenues above PY by 17%; budget by 4%
- As compared to budget, cargo volumes are down except for project cargo
- Lease revenues are above PY 3% and 2% below budget

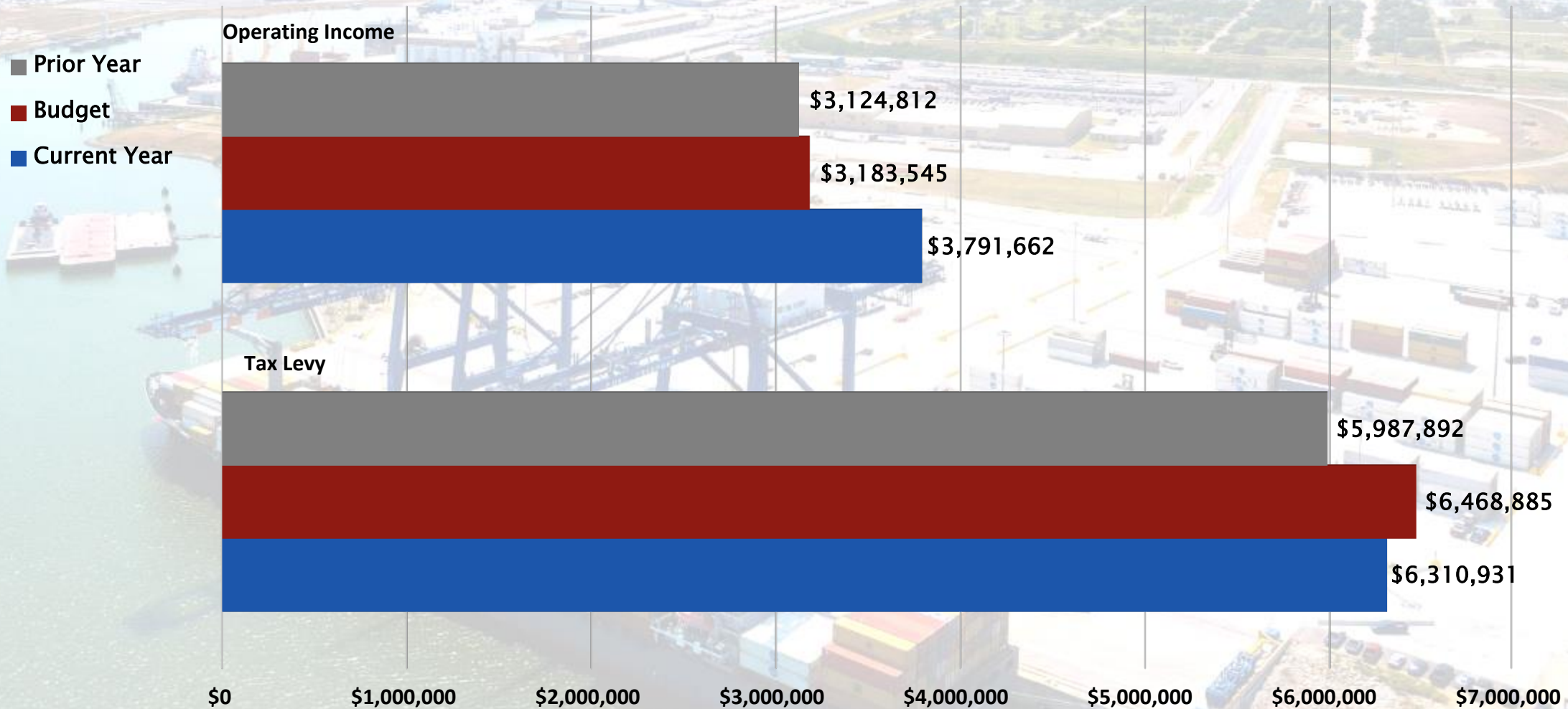
FY 2022 YTD OPERATING EXPENSE



COMPARISON:

- Total operating expenses are above prior year by 3%, below budget 14%
- Depr & maint are up over the PY and budget by 4%
- Other expenses are 1% above PY and below budget by 28%

FY 2022 YTD OPERATING INCOME



COMPARISON:

- Operating income is 21% above PY and above budget by 19%

FY 2022 YTD CHANGE IN NET POSITION

Change in Net Position

- Non-Operating Revenue (Expense) includes Ad Valorem Taxes, Investment Income, Debt Service and Gain (Loss) on Sale of Assets
- Drivers for comparison to budget are primarily timing of capital contribution projects.

	Year To Date	YTD Budget	Total 2021 Budget
Operating Income	\$ 3,791,662	\$ 3,183,545	\$ 18,424,600
Non-Operating Revenue (Expenses)	\$ 4,894,405	\$ 5,000,031	\$ (2,942,000)
Capital Contributed (To) From Others			
Freeport Harbor Channel Improvement Project	\$ (221,583)	\$ -	\$ (31,050,000)
Berth 2 Floodwall Modifications	\$ -	\$ -	\$ (2,000,000)
Contributed to Port	\$ -	\$ -	\$ 50,000
Grants	\$ -	\$ -	\$ 375,000
Emergency Recovery Efforts	\$ (34,294)	\$ -	\$ -
Change In Net Position	\$ 8,430,190	\$ 8,183,576	\$ (17,142,400)

FY 2022 YTD CASH FLOWS

<i>Cash Flow Measure</i>	<i>Current Year</i>	<i>Prior Year</i>
<i>Cash Provided by Operations</i>	\$ 2,412,851	\$ 9,533,227
<i>Cash Provided by Non-Cap Financing</i>	836,720	724,758
<i>Cash Used by Cap Financing</i>	(6,161,302)	(13,448,978)
<i>Cash Provided by Investing Activities</i>	106,778	203,553
<i>Net Increase (Decrease) in Cash</i>	(\$ 2,804,953)	(\$ 2,987,440)

COMPARISON:

- Operating cash flow is positive due to increase in operating revenues
- Cash provided from non cap financing are tax levy collections
- Capital Financing funds used for capital improvements.

FY 2022 STATISTICS

<i>Measure</i>	<i>Current Year</i>	<i>Prior Year</i>	<i>Budget</i>
<i>Operating Margin</i>	<i>56%</i>	<i>52%</i>	<i>48%</i>
<i>Current Ratio (unrestricted)</i>	<i>5.5 to 1</i>	<i>3.0 to 1</i>	<i>n/a</i>
<i>Debt to Net Assets Ratio</i>	<i>1.105 to 1</i>	<i>0.86 to 1</i>	<i>n/a</i>

ACCOUNTS RECEIVABLE AGING

<i>Year</i>	<i>0-30 days</i>	<i>31-60 days</i>	<i>61-90 days</i>	<i>Over 90 days</i>
<i>November 30, 2021 FY 2022</i>	87% \$4,241,473	6% \$275,788	5% \$262,410	2% \$110,188
<i>November 30, 2020 FY 2021</i>	97% \$3,397,017	0% \$12,246	2% \$54,137	1% \$39,929
<i>November 30, 2019 FY 2020</i>	91% \$2,232,274	5% \$119,749	3% \$65,363	1% \$29,890



Questions and Comments?



PORT FREEPORTSM

1100 CHERRY ST., FREEPORT, TX 77541
(979) 233-2667 1 (800) 362-5743 FAX: (979) 373-0023

Interim Financial Report

(unaudited)

For the Period ending:

November 30, 2021

PORT COMMISSION

JOHN HOSS, CHAIRMAN; RUDY SANTOS, VICE CHAIRMAN; DAN CROFT, SECRETARY; ROB GIESECKE, ASST. SECRETARY;

RAVI K. SINGHANIA, COMMISSIONER; SHANE PIRTLE, COMMISSIONER; PHYLLIS SAATHOFF, EXECUTIVE DIRECTOR/CEO

CONTENTS

	Page No
Section I – Financial Report	
Management Narrative	2
Balance Sheet	7
Statement of Revenues, Expenses and Changes in Fund Net Assets	8
Statement of Cash Flows	9
Notes to Financial Statements	10
Section II – Management Reports	
Operating Expenses by Department	11
Velasco Terminal Statement of Revenues and Expenses	13
Port Improvement Projects Summary	14
Section III – Other Reports	
Check Register Report	15

Management Narrative

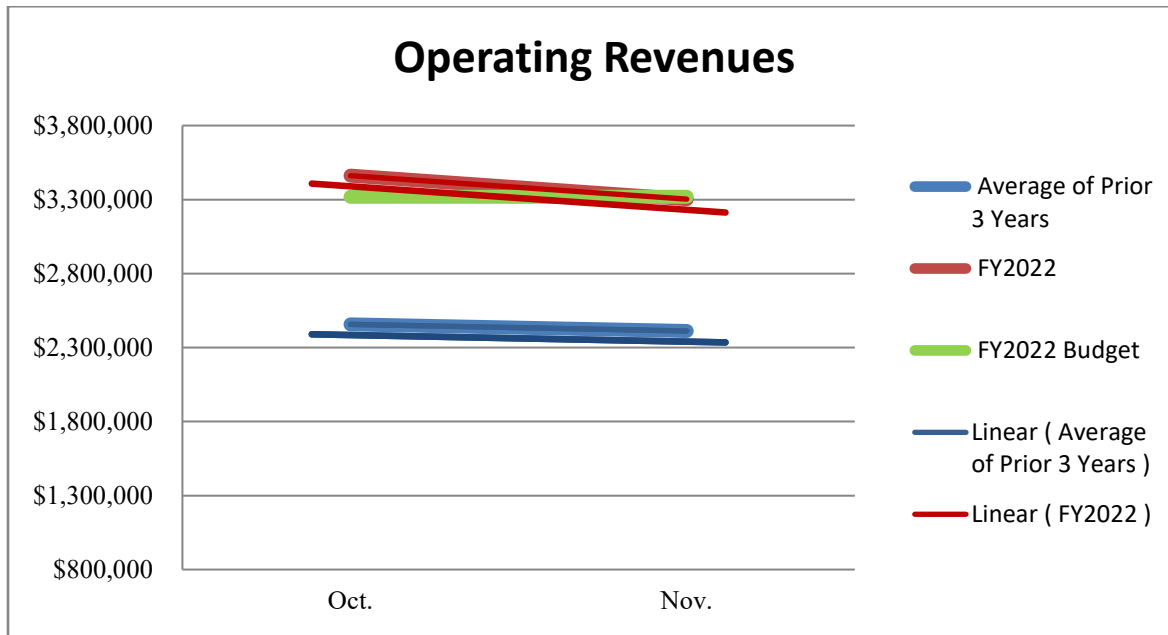
For the first two months of Fiscal Year 2022, the Port continued to remain on a positive financial foundation with operating revenues 2% above planned levels. Further, operating expenses were under planned levels and are below budget by a factor of 14%. These factors combined have contributed to producing an operating profit of \$3,791,662 and an operating margin of 56%, which is above planned performance levels by 19% or \$608,117 and is \$666,850 or 21% above prior year's results.

The Port's overall position remains strong as evidenced in a current ratio (unrestricted) of 5.5 to 1, which reflects a strong liquidity position, and a debt ratio of 110.5% which is supported by our strong credit rating. The following table provides additional summary level information.

	Year to Date		Variance	% Var
	Actuals	Budget	Favorable (Unfavorable)	
Statement of Revenues, Expenses and Changes in Net Assets				
Operating revenues	\$ 6,764,550	\$ 6,637,556	\$ 126,994	2%
Operating expense	<u>2,972,888</u>	<u>3,454,011</u>	481,123	14%
Operating income (loss)	<u>3,791,662</u>	<u>3,183,545</u>	608,117	19%
Operating margin	56.1%	48.0%		
Net non operating revenues (expense)	4,672,822	5,000,031	(327,209)	-7%
Capital contributions	-	-	-	0%
Net extraordinary revenue (expense)	<u>(34,294)</u>	<u>-</u>	(34,294)	0%
Change in net assets	<u>\$ 8,430,190</u>	<u>\$ 8,183,576</u>	\$ 246,614	
Balance Sheet				
Cash and cash equivalents	\$ 107,141,994	Current ratio (unrestricted)		
Current unrestricted assets	66,758,525	5.5 to 1		
Total assets	544,791,349			
Current unrestricted liabilities	12,041,086	Debt to Net Assets Ratio		
Total liabilities	291,403,098	110.5%		
Total Net Assets	\$ 253,388,251			

The balance of this narrative provides detailed explanations and supplementary information for the variances when comparing budget to actual for the period ended November 30, 2021.

OPERATING REVENUES



Total operating revenues for the period ending November 30, 2021, are \$6,764,550. This is \$126,994 or 2% above planned levels. The following provide more specific explanations for variances in revenue:

Wharfage revenue stands at \$2,198,996, which is under budget by \$69,052 or 3%. The following is a brief analysis of wharfage results by cargo category:

	2 Months Budget	Year To Date	Over (Under)	% Over (Under)
Agriculture Products	\$ 22,375	\$ 24,985	\$ 2,610	12%
Bulk Aggregate	36,400	35,856	(544)	-1%
Containerized Cargo	233,349	206,798	(26,551)	-11%
General Cargo	1,686,620	1,636,840	(49,780)	-3%
Project Cargo	18,333	32,324	13,991	76%
Ro-Ro Cargo	270,971	262,193	(8,778)	-3%
Total	\$ 2,268,048	\$ 2,198,996	\$ (69,052)	

Dockage revenue stands at \$1,335,668, consistent with wharfage revenues, which is \$24,984 or 2% above budgeted levels. Year-to-date ship calls are 88 compared to a budget of 90.

Equipment use fees, stands at \$175,862, which is under budget \$37,102 or 17% due to decreased crane and equipment usage.

Security fees, consistent with wharfage and dockage, stand at \$451,026, which is over budget \$16,306 or 4%.

Facility use fees are \$231,093. This is over budget by \$39,423 or 21% due to facility usage outside of tenant leased areas.

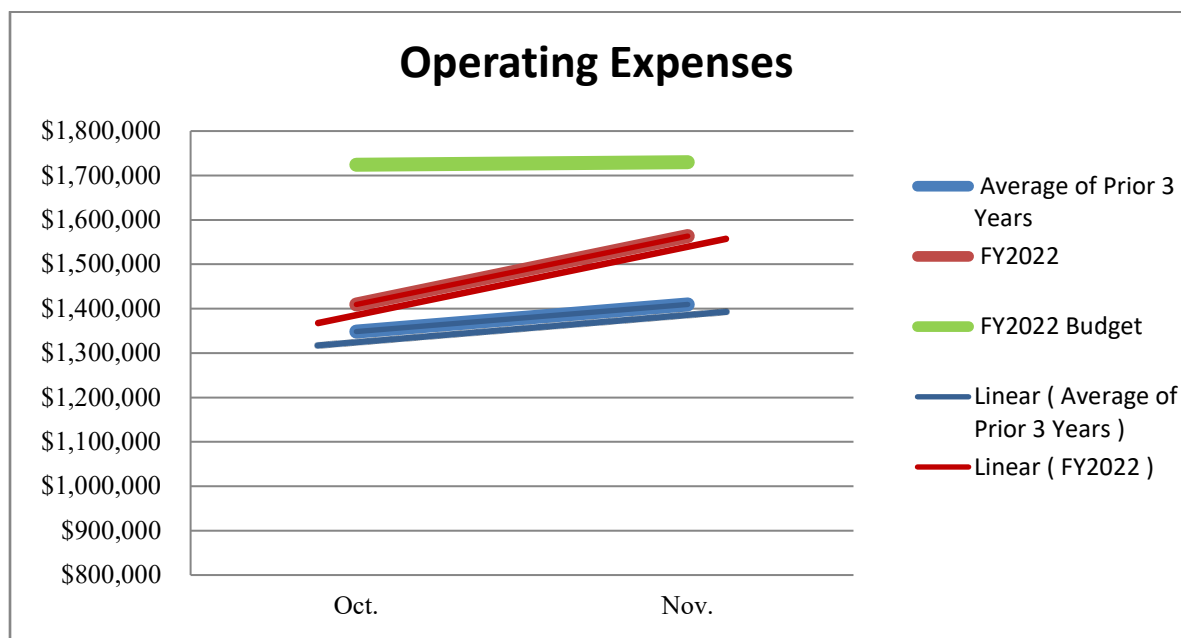
Other customer service fees (Port service charges, incidental services, customer re-bills, water, etc.) are \$367,459 which is \$191,631 or 109% above budgeted levels due to customer rebilling.

Ground leases stand at \$1,857,370, which is \$28,812 or 2% below budget levels.

Other leases are \$145,465, which is \$11,995 or 8% below budget levels.

Other revenue is \$1,611, which is \$1,611 above budgeted levels.

OPERATING EXPENSES



Total operating expenses are \$2,972,888, which is under budget \$481,123 or 14% for the period ended November 30, 2021. Following are more specific explanations for variances in operating expenses:

Port salaries/wages and benefits are \$616,345. This is \$244,064 or 28% less than budget. Currently, there are two vacancies when compared to Fiscal Year 2022 Budget.

Professional services are \$339,046, which is under budget \$108,522 or 24% due to timing of services. Security services, at \$286,982 is the majority of this budget item and is 2% below budgeted levels.

Training, travel & promotional expenses are \$50,363 which is under budget \$95,137 or 65%. Following is a brief explanation of some sub-categories within this line item:

- Commercial advertising is \$44,710, which is above budgeted levels \$19,280 or 75% due to timing of advertisements.
- Sales/promotional travel costs are \$3,797 which is under budgeted levels by \$6,127 or 62% due to timing of travel.
- Governmental relations costs are \$429 which is below budget by \$7,316 or 94% due to timing of government related travel.
- Community events are (\$37,125) which is below budgeted levels due the October Port Freeport Charitable Golf Tournament donations in which the expenses have not been paid including the check to Texas Port Ministries which will be cut in December.
- Technical training is \$1,624 which is \$18,118 or 92% under budget due to timing or postponement of training.

Supplies are \$23,278 which is \$8,008 or 26% below budget.

Utilities at \$66,129 are under budget \$67,299 or 50% due to the timing of the receipt of the bill and related customer rebilling.

Business insurance is \$240,837, which is \$355 or slightly above budgeted levels.

Other services and charges at \$81,353 are \$19,841 or 20% below budget due to the timing of annual dues and subscriptions.

Maintenance and repair expenses at \$247,099 are \$43,571 or 21% below budget. It should be noted that there are some customer damaged property repairs, which is offset by other services and charges revenue for the rebilling to the customer for the damages. There has not been any out of the ordinary expenses for repairs.

Depreciation expense at \$1,308,438 is \$17,822 or 1% above budget levels due to timing of additions.

Operating income is \$3,791,662 compared to a total fiscal year budget of \$18,424,600, shows a positive result for Fiscal Year 2022.

NON-OPERATING REVENUES (EXPENSES)

Ad Valorum tax collections are posted utilizing the certified appraised values. Adjustments are made throughout the year from the tax office reports to reflect appraisal and tax office adjustments as well as prior year collections and penalty and interest. Year to date values are \$6,310,931 compared to an annual budget of \$6,422,200.

Investment income is \$150,871 or 202% above budget due to change in fair market values and low interest rates. Investment rates conditions continue to be flat.

Debt interest and fees are \$1,567,397, which is \$48,543 or 3% above budgeted levels due to the budget amount being evenly distributed over twelve months.

Capital Contributions to Others budget includes \$31,050,000 in contributions to the U.S. Army Corps of Engineers for the Freeport Harbor Channel Improvement Project, \$2,000,000 for the Berth 2 floodwall modifications and \$50,000 in contributions to the Port for cost share of improvements. There has been \$221,583 in expenses/revenue for these projects.

Grant Revenue budgeted for the Fiscal Year 2022 is \$375,000. There has been no in grant revenue for Fiscal Year 2022. The grant revenue is funded on a reimbursement basis, so the capital contributions are recorded when the expenditures for each project are reported quarterly.

**PORT FREEPORT
BALANCE SHEET**

	<u>11/30/2021</u>	<u>9/30/2021</u>
ASSETS		
CURRENT ASSETS:		
CASH AND CASH EQUIVALENTS	\$ 56,360,482	\$ 57,580,744
INVESTMENTS	0	0
RECEIVABLES (net of allowance for uncollectibles):		
TRADE ACCOUNTS	4,847,144	5,042,395
PROPERTY TAXES	3,242,909	62,864
OTHER	803	40,032
OTHER GOVERNMENTS	641,051	652,143
ACCRUED INTEREST	0	0
PREPAIDS	677,986	928,156
INVENTORY	988,150	970,061
TOTAL UNRESTRICTED CURRENT ASSETS	\$ 66,758,525	\$ 65,276,395
RESTRICTED ASSETS:		
CASH AND CASH EQUIVALENTS	50,781,512	53,113,244
INVESTMENTS	45,493,762	44,746,721
RECEIVABLES (net of allowance for uncollectibles):		
PROPERTY TAXES	2,285,867	25,995
OTHER	-	501
ACCRUED INTEREST	276,812	232,719
BOND DISCOUNTS AND ISSUANCE COSTS	7,767	7,767
TOTAL RESTRICTED ASSETS	98,845,720	98,126,947
TOTAL CURRENT ASSETS	165,604,245	163,403,342
PROPERTY, PLANT, AND EQUIPMENT:		
PROPERTY, PORT, AND FACILITIES	470,498,626	468,198,940
LESS ACCUMULATED DEPRECIATION	(91,311,522)	(90,003,084)
PROPERTY, PLANT, AND EQUIPMENT NET	379,187,104	378,195,856
TOTAL ASSETS	\$ 544,791,349	\$ 541,599,198
LIABILITIES		
CURRENT LIABILITIES:		
ACCOUNTS PAYABLE	\$ 7,623,793	\$ 9,357,196
EQUIPMENT LEASE PAYABLE	1,489,502	1,489,502
ACCRUED COMPENSATED ABSENCES	333,519	333,519
UNEARNED LEASE INCOME	2,594,272	4,015,079
TOTAL CURRENT LIABILITIES	\$ 12,041,086	\$ 15,195,296
LIABILITIES PAYABLE FROM RESTRICTED ASSETS:		
ACCRUED BOND INTEREST PAYABLE	741,911	2,695,658
BONDS PAYABLE	5,630,000	5,630,000
TOTAL CURRENT LIABILITIES FROM RESTRICTED ASSETS	6,371,911	8,325,658
NON-CURRENT LIABILITIES		
EQUIPMENT LEASE PAYABLE	3,082,840	3,082,840
BONDS PAYABLE	248,035,000	248,035,000
BOND PREMIUMS	21,872,261	22,002,242
TOTAL NON-CURRENT LIABILITIES	272,990,101	273,120,082
TOTAL LIABILITIES	\$ 291,403,098	\$ 296,641,036
NET ASSETS		
NET INVESTMENT IN CAPITAL ASSETS	\$ 166,362,126	\$ 169,104,874
RESTRICTED-DEBT SERVICE	16,682,605	13,774,096
RESTRICTED-CAPITAL PROJECTS (Corps)	12,715	12,799
RESERVE FOR CAPITAL IMPROVEMENTS	14,123,865	10,495,791
UNRESTRICTED	56,206,940	51,570,602
TOTAL NET ASSETS	\$ 253,388,251	\$ 244,958,162

PORT FREEPORT
STATEMENT OF REVENUES, EXPENSES, AND CHANGES IN FUND NET ASSETS
November 30, 2021

	YEAR	PRIOR YEAR	% OVER	2	% OVER	TOTAL
	TO DATE	TO DATE	(UNDER)	MONTHS	(UNDER)	2021
				BUDGET		BUDGET
OPERATING REVENUES:						
Wharfage	\$ 2,198,996	\$ 2,086,194	5%	\$ 2,268,048	-3%	\$ 13,608,300
Dockage & deep water berth	1,335,668	1,087,807	23%	1,310,684	2%	7,864,100
Equipment & pallet use fees	175,862	176,641	0%	212,964	-17%	1,277,800
Facility use fees	231,093	201,966	14%	191,670	21%	1,150,000
Security Fees	451,026	373,499	21%	434,720	4%	2,608,300
Other Customer Service Fees	367,459	141,732	159%	175,828	109%	1,072,100
Ground leases	1,857,370	1,808,390	3%	1,886,182	-2%	11,300,600
Other leases	145,465	144,234	1%	157,460	-8%	944,700
Other revenue	1,611	614	162%	-	0%	25,000
Total Operating Revenues	6,764,550	6,021,077	12%	6,637,556	2%	39,850,900
OPERATING EXPENSES:						
Port salaries/wages	435,724	456,790	-5%	651,661	-33%	3,993,600
Port employee benefits	180,621	173,274	4%	208,748	-13%	1,648,300
Professional services	339,046	342,536	-1%	447,568	-24%	2,722,000
Training, travel, and promotional	50,363	29,566	70%	145,500	-65%	802,900
Supplies	23,278	20,243	15%	31,286	-26%	156,700
Utilities	66,129	58,486	13%	133,428	-50%	800,500
Business Insurance	240,837	222,918	8%	240,482	0%	1,557,500
Other services & charges	81,353	96,098	-15%	101,194	-20%	723,800
Maintenance & repair	247,099	117,815	110%	203,528	21%	927,300
Depreciation	1,308,438	1,378,539	-5%	1,290,616	1%	8,093,700
Total Operating Expenses	2,972,888	2,896,265	3%	3,454,011	-14%	21,426,300
OPERATING INCOME (LOSS)	3,791,662	3,124,812	21%	3,183,545	19%	18,424,600
NON-OPERATING REVENUES (EXPENSES)						
Ad Valorem tax collections	6,310,931	5,987,892	5%	6,468,885	-2%	6,422,200
Investment Income	150,871	59,881	152%	50,000	202%	200,000
Debt interest and fees	(1,567,397)	(1,278,935)	23%	(1,518,854)	3%	(9,564,200)
CAPITAL CONTRIBUTIONS (TO) FROM OTHERS:						
Freeport Harbor Improvement Project	(221,583)	(586,986)	-62%	-	0%	(31,050,000)
Berth 2 Floodwall Modifications	-	-	0%	-	0%	(2,000,000)
Levee Stabilization - Reach 2	-	(378,574)	-100%	-	0%	-
Contributed Capital-Other	-	-	0%	-	0%	50,000
Total Non-Operating Revenue (Expenses)	4,672,822	3,803,278	23%	5,000,031	-7%	(35,942,000)
INCOME (LOSS) BEFORE CONTRIBUTIONS AND EXTRAORDINARY EXPENSE	8,464,484	6,928,090	22%	8,183,576	3%	(17,517,400)
CAPITAL CONTRIBUTIONS:						
Grants:						
Grants Port-Freeport	-	-	0%	-	0%	375,000
Total Capital Contributions-Grants	-	-	0%	-	0%	375,000
EXTRAORDINARY ITEM						
Emergency Recovery Efforts - Hurricane	(34,294)	-	0%	-	0%	-
Net Extraordinary Income (Expense)	(34,294)	-	0%	-	0%	-
CHANGE IN NET POSITION	\$ 8,430,190	\$ 6,928,090	22%	\$ 8,183,576	3%	\$ (17,142,400)

STATEMENT OF CASH FLOWS

November 30, 2021

	YEAR TO DATE	PRIOR YEAR TO DATE
Cash Flows from Operating Activities:		
Operating Income (Loss)	\$ 3,791,662	\$ 3,124,812
Adjustments to Reconcile Operating Income (Loss) to Net Cash Flows from Operating Activities:		
Depreciation	1,308,438	1,378,539
Dredge Material Placement Fees	-	-
Change in Assets and Liabilities:		
Trade receivables	195,150	(347,989)
Other receivables	39,229	2,082
Inventories	(18,089)	-
Prepaid and Other	250,671	153,501
Accounts payable	(1,733,403)	6,621,419
Deferred lease income	(1,420,807)	(1,399,137)
Accrued compensated absences	-	-
Total Cash Provided from (Used for) Operating Activities	<u>2,412,851</u>	<u>9,533,227</u>
Cash Flows from Non-capital Financing Activities:		
Property tax receipts	877,357	730,860
Property tax collection expense	(6,343)	(6,102)
Emergency Recovery Efforts - Hurricane Related	(34,294)	-
Total Cash Provided from (Used for) Non-capital Financing Activities	<u>836,720</u>	<u>724,758</u>
Cash Flows from Capital Financing Activities:		
Principal payments under debt obligations	-	-
Interest and fees paid under debt obligations	(3,651,125)	(3,373,797)
Proceeds from sale of long-term debt obligations	-	-
Land and equipment purchases	(2,299,686)	(9,248,994)
Other capital acquisition (costs) or recoveries, extraordinary	-	-
Capital contributions	(221,583)	(965,560)
Gants received	11,092	139,373
Proceeds from sale/disposal of capital assets	-	-
Total Cash Provided from (Used for) Capital Financing Activities	<u>(6,161,302)</u>	<u>(13,448,978)</u>
Cash Flows from Investing Activities:		
Investment earnings	106,778	246,329
Change in FMV of marketable investment securities	-	(42,776)
Total Cash Provided from (Used for) Investing Activities	<u>106,778</u>	<u>203,553</u>
Net Increase(Decrease) in Cash and Cash Equivalents	(2,804,953)	(2,987,440)
Cash and Cash Equivalents at Beginning of Period	<u>155,440,709</u>	<u>147,510,153</u>
Cash and Cash Equivalents at End of Period	<u>\$ 152,635,756</u>	<u>\$ 144,522,713</u>

NOTES TO FINANCIAL STATEMENTS

Note 1 - Accounts Receivable Aging

0 - 30 days	\$	4,241,473	87%
31 - 60 days		275,788	6%
61 - 90 days		262,410	5%
Over 90 days		110,188	2%
Allowance for uncollectibles		(42,715)	-1%
Net Trade A/R	\$	4,847,144	

Note 2 - Accounts Payable Information

Retainage Withheld	\$	5,295,323
Corps of Engineers*		620,518
Employee Payroll Related		160,196
Accounts Payable		1,547,756
Total A/P	\$	7,623,793

45' Project - \$620,518

Note 3 - Debt Service Information

	Original Amount of Issue	Principal Paid	Issue Outstanding
General Obligation Bonds, Series 2019	\$ 31,795,000	\$ 440,000	\$ 31,355,000
General Obligation Bonds, Series 2021	37,135,000	-	37,135,000
Senior Lien Revenue Refunding Bonds, Series 2013A	33,065,000	15,775,000	17,290,000
Senior Lien Revenue and Refunding Bonds, Series 2015A	39,635,000	4,695,000	34,940,000
Senior Lien Revenue and Refunding Bonds, Series 2018	32,865,000	1,595,000	31,270,000
Senior Lien Revenue and Refunding Bonds, Series 2019A	45,200,000	1,745,000	43,455,000
Senior Lien Revenue and Refunding Bonds, Series 2019B	29,480,000	1,145,000	28,335,000
Senior Lien Revenue and Refunding Bonds, Series 2021	29,885,000	-	29,885,000
2014 Equipment Lease Payable	14,100,000	9,527,658	4,572,342
Total Bonds	\$ 293,160,000	\$ 34,922,658	\$ 258,237,342

Less Current Portion of Long-Term Debt Payable	\$	7,119,502
Long-term Debt Payable	\$	251,117,840

Note 4 - Net Asset Information

A Special Reserve for Capital Improvements was created on Oct 22, 2015. A commitment was made to fund this reserve with an amount equal to the total maintenance and operations portion of the Port's tax rate.

Fiscal Year 2016 Amount Funded	\$	3,423,398
Fiscal Year 2017 Amount Funded	\$	3,570,000
Fiscal Year 2018 Amount Funded	\$	3,887,346
Fiscal Year 2019 Amount Funded	\$	4,269,552
Fiscal Year 2020 Amount Funded	\$	4,120,672
Fiscal Year 2021 Amount Funded	\$	3,981,963
Fiscal Year 2022 Amount Funded	\$	3,627,381

PORT FREEPORT
OPERATING EXPENSES BY DEPARTMENT
November 30, 2021

	YEAR	PRIOR YEAR	PRIOR YEAR	2	BUDGET	TOTAL
	TO-DATE	TO-DATE	% OVER (UNDER)	MONTHS BUDGET	% OVER (UNDER)	2022 BUDGET
COMMISSIONERS						
OPERATING EXPENSES:						
Port salaries/wages	\$ 9,600	\$ 9,600	0%	\$ 10,080	0%	\$ 60,500
Port employee benefits	13,074	14,993	-13%	13,247	0%	86,074
Professional services	-	\$ -	0%	-	0%	-
Training, travel & promotional	3,097	2,350	32%	14,764	-79%	72,500
Supplies	84	162	-48%	80	5%	500
Utilities	1,114	1,114	0%	1,342	-17%	8,050
Total Operating Expenses	\$ 26,969	\$ 28,219	-4%	\$ 39,513	-32%	\$ 227,624

ADMINISTRATION & FOREIGN TRADE ZONE

OPERATING EXPENSES:						
Port salaries/wages	\$ 143,896	\$ 148,156	-3%	\$ 235,138	-39%	\$ 1,393,300
Port employee benefits	44,651	43,844	2%	61,656	-28%	507,539
Professional services	47,256	95,572	-51%	137,360	-66%	856,750
Training, travel & promotional	(24,218)	13,828	-275%	33,360	-173%	180,800
Supplies	1,980	5,314	-63%	4,676	-58%	31,550
Utilities	6,188	5,738	8%	11,386	-46%	68,300
Business Insurance	240,837	222,918	8%	240,482	0%	1,557,500
Other services & charges	62,148	50,996	22%	79,970	-22%	484,700
Maintenance & repair	16,072	19,370	-17%	106,444	-85%	339,150
Depreciation	1,308,438	1,378,539	-5%	1,290,616	1%	8,093,700
Total Operating Expenses	\$ 1,847,248	\$ 1,984,275	-7%	\$ 2,201,088	-16%	\$ 13,513,289

ENGINEERING

OPERATING EXPENSES:						
Port salaries/wages	\$ 50,937	\$ 50,173	2%	\$ 71,330	-29%	\$ 428,000
Port employee benefits	19,757	18,032	10%	22,370	-12%	168,314
Professional services	3,309	3,500	-5%	16,668	-80%	100,000
Training, travel & promotional	1,545	1,375	12%	4,960	-69%	28,800
Supplies	304	311	-2%	990	-69%	5,950
Utilities	953	907	5%	1,184	-20%	7,100
Other services & charges	-	40	-100%	434	-100%	2,600
Maintenance & repair	-	-	0%	84	-100%	500
Total Operating Expenses	\$ 76,805	\$ 74,338	3%	\$ 118,020	-35%	\$ 741,264

OPERATIONS

OPERATING EXPENSES:						
Port salaries/wages	\$ 169,239	\$ 185,963	-9%	\$ 249,058	-32%	\$ 1,539,209
Port employee benefits	78,146	72,489	8%	84,521	-8%	652,675
Professional services	1,499	-	0%	-	0%	4,000
Training, travel & promotional	2,877	1,250	130%	6,630	-57%	31,000
Supplies	14,280	8,420	70%	13,774	4%	68,450
Utilities	53,083	46,690	14%	108,736	-51%	652,400
Other services & charges	12,319	28,063	-56%	10,448	18%	174,450
Maintenance & repair	218,570	84,902	157%	86,908	151%	526,650
Total Operating Expenses	\$ 550,013	\$ 427,777	29%	\$ 560,075	-2%	\$ 3,648,834

PORT FREEPORT
OPERATING EXPENSES BY DEPARTMENT
November 30, 2021

	YEAR	PRIOR YEAR	PRIOR YEAR	2	BUDGET	TOTAL
	TO-DATE	TO-DATE	% OVER (UNDER)	MONTHS BUDGET	% OVER (UNDER)	2022 BUDGET
<u>BUSINESS DEVELOPMENT</u>						
OPERATING EXPENSES:						
Port salaries/wages	\$ 45,961	\$ 46,981	-2%	\$ 63,424	-28%	\$ 436,800
Port employee benefits	18,939	18,251	4%	20,317	-7%	183,568
Professional services	-	-	0%	-	0%	-
Training, travel & promotional	67,062	10,721	526%	83,384	-20%	476,900
Supplies	394	511	-23%	720	-45%	4,350
Utilities	952	819	16%	1,376	-31%	8,250
Other services & charges	2,797	11,544	-76%	3,752	-25%	22,500
Maintenance & repair	-	-	0%	-	0%	-
Total Operating Expenses	\$ 136,105	\$ 88,827	53%	\$ 172,973	-21%	\$ 1,132,368

PROTECTIVE SERVICES

OPERATING EXPENSES:						
Port salaries/wages	\$ 16,091	\$ 15,917	1%	\$ 22,631	-29%	\$ 135,791
Port employee benefits	6,054	5,665	7%	6,637	-9%	50,130
Professional services	286,982	243,464	18%	293,540	-2%	1,761,250
Training, travel & promotional	-	42	-100%	2,402	-100%	12,900
Supplies	6,236	5,525	13%	11,046	-44%	45,900
Utilities	3,839	3,218	19%	9,404	-59%	56,400
Other services & charges	4,089	5,455	-25%	6,590	-38%	39,550
Maintenance & repair	12,457	13,543	-8%	10,092	23%	61,000
Total Operating Expenses	\$ 335,748	\$ 292,829	15%	\$ 362,342	-7%	\$ 2,162,921

CONSOLIDATED - TOTAL

OPERATING EXPENSES:						
Port salaries/wages	\$ 435,724	456,790	-5%	\$ 651,661	-33%	\$ 3,993,600
Port employee benefits	180,621	173,274	4%	208,748	-13%	1,648,300
Professional services	339,046	342,536	-1%	447,568	-24%	2,722,000
Training, travel & promotional	50,363	29,566	70%	145,500	-65%	802,900
Supplies	23,278	20,243	15%	31,286	-26%	156,700
Utilities	66,129	58,486	13%	133,428	-50%	800,500
Business Insurance	240,837	222,918	8%	240,482	0%	1,557,500
Other services & charges	81,353	96,098	-15%	101,194	-20%	723,800
Maintenance & repair	247,099	117,815	110%	203,528	21%	927,300
Depreciation	1,308,438	1,378,539	-5%	1,290,616	1%	8,093,700
Total Operating Expenses	\$ 2,972,888	\$ 2,896,265	3%	\$ 3,454,011	-14%	\$ 21,426,300

PORT FREEPORT - VELASCO TERMINAL ONLY

STATEMENT OF REVENUES AND EXPENSES

November 30, 2021

	YEAR		PRIOR YEAR	% OVER	2	% OVER	TOTAL
	TO DATE		TO DATE	(UNDER)	MONTHS	(UNDER)	2022
					BUDGET		BUDGET
OPERATING REVENUES:							
Wharfage	\$ 206,798	\$	212,821	-3%	\$ 279,748	-26%	\$ 1,678,494
Dockage & deep water berth	104,692		109,723	-5%	147,774	-29%	886,642
Equipment & pallet use fees	159,567		155,595	3%	204,904	-22%	1,229,420
Facility use fees	11,684		23,826	-51%	11,320	3%	67,900
Security Fees	31,312		31,987	-2%	44,002	-29%	263,992
Other Customer Service Fees	50,610		62,752	-19%	-	0%	-
Ground leases	61,323		32,999	86%	77,894	-21%	450,874
Total Operating Revenues	625,986		629,703	-1%	765,642	-18%	4,577,322
OPERATING EXPENSES:							
Port salaries/wages	35,358		38,299	-8%	46,827	-24%	280,937
Port employee benefits	14,004		13,357	5%	15,586	-10%	122,809
Training, travel, and promotional	-		-	0%	210	-100%	1,250
Utilities	9,595		10,529	-9%	26,076	-63%	156,450
Business Insurance	53,311		54,808	-3%	53,310	0%	344,907
Maintenance & repair	168,019		53,293	215%	26,432	536%	158,550
Depreciation	475,677		478,336	-1%	595,250	-20%	3,571,500
Total Operating Expenses	755,964		648,622	17%	763,691	-1%	4,636,403
OPERATING INCOME (LOSS)	(129,978)		(18,919)	587%	1,951	-6762%	(59,081)
NON-OPERATING REVENUES (EXPENSES)							
Debt interest and fees	(334,568)		(123,140)	172%	(552,782)	-39%	(3,317,856)
Total Non-Operating Revenue (Expenses)	(334,568)		(123,140)	172%	(552,782)	-39%	(3,317,856)
CHANGE IN NET POSITION	\$ (464,546)	\$	(142,059)	227%	\$ (550,831)	0%	\$ (3,376,937)

PORT FREEPORT
Port Improvement Projects Summary
November 30, 2021

Project	Contract Award	Change Orders	Total Contract	Current Year Budget	Incurred to Date FY 2022	CIP Prior Years	Incurred to Date Total	Balance to Finish
Velasco Term Phase II - Berth 8	133,856,037.88	(13,283,496.98)	120,572,540.90	49,084,100.00	1,169,614.61	82,857,443.53	84,027,058.14	36,545,482.76
EDSA	4,144,063.24	589,830.00	4,733,893.24		74,503.08	3,835,598.28	3,910,101.36	823,791.88
Construction	129,677,607.30	(13,873,326.98)	115,804,280.32		1,095,111.53	78,987,477.91	80,082,589.44	35,721,690.88
Other not in contract	34,367.34	0.00	34,367.34		0.00	34,367.34	34,367.34	0.00
RORO Ramp - Berth 8	24,921,340.40	392,100.00	25,313,440.40	0.00	6,756.55	748,327.65	755,084.20	24,558,356.20
EDSA	46,652.40	392,100.00	438,752.40		6,756.55	222,091.65	228,848.20	209,904.20
Construction	24,874,688.00	0.00	24,874,688.00		0.00	526,236.00	526,236.00	24,348,452.00
Other not in contract	0.00	0.00	0.00		0.00	0.00	0.00	0.00
VT- North Gate Entrance	0.00	0.00	0.00	400,000.00	0.00	0.00	0.00	0.00
EDSA	0.00	0.00	0.00		0.00	0.00	0.00	0.00
Construction	0.00	0.00	0.00		0.00	0.00	0.00	0.00
Other not in contract	0.00	0.00	0.00		0.00	0.00	0.00	0.00
Land & Improvements	4,437,033.18	0.00	4,437,033.18	750,000.00	198,646.56	4,214,570.62	4,413,217.18	23,816.00
EDSA	0.00	0.00	0.00		0.00	0.00	0.00	0.00
Construction	0.00	0.00	0.00		0.00	0.00	0.00	0.00
Other not in contract	4,437,033.18	0.00	4,437,033.18		198,646.56	4,214,570.62	4,413,217.18	23,816.00
Parcel 14 Rail Development Phase II	0.00	0.00	0.00	250,000.00	0.00	0.00	0.00	0.00
EDSA	0.00	0.00	0.00		0.00	0.00	0.00	0.00
Construction	0.00	0.00	0.00		0.00	0.00	0.00	0.00
Other not in contract	0.00	0.00	0.00		0.00	0.00	0.00	0.00
Transit Shed Modifications	248,216.43	0.00	248,216.43	1,500,000.00	0.00	213,097.98	213,097.98	35,118.45
EDSA	248,000.00	0.00	248,000.00		0.00	212,881.55	212,881.55	35,118.45
Construction	0.00	0.00	0.00		0.00	0.00	0.00	0.00
Other not in contract	216.43	0.00	216.43		0.00	216.43	216.43	0.00
M & R - Joint Repairs	0.00	0.00	0.00	20,000.00	0.00	0.00	0.00	0.00
EDSA	0.00	0.00	0.00		0.00	0.00	0.00	0.00
Construction	0.00	0.00	0.00		0.00	0.00	0.00	0.00
Other not in contract	0.00	0.00	0.00		0.00	0.00	0.00	0.00
M & R - Railroad Track Renovations	0.00	0.00	0.00	25,000.00	0.00	0.00	0.00	0.00
EDSA	0.00	0.00	0.00		0.00	0.00	0.00	0.00
Construction	0.00	0.00	0.00		0.00	0.00	0.00	0.00
Other not in contract	0.00	0.00	0.00		0.00	0.00	0.00	0.00
M & R - Roads	0.00	0.00	0.00	200,000.00	0.00	0.00	0.00	0.00
EDSA	0.00	0.00	0.00		0.00	0.00	0.00	0.00
Construction	0.00	0.00	0.00		0.00	0.00	0.00	0.00
Other not in contract	0.00	0.00	0.00		0.00	0.00	0.00	0.00
Operations Building Upgrade	76,821.12	0.00	76,820.93	0.00	0.00	4,337.69	4,337.69	72,483.24
EDSA	8,000.00	0.00	8,000.00		0.00	2,250.00	2,250.00	5,750.00
Construction	68,820.93	0.00	68,820.93		0.00	2,087.69	2,087.69	66,733.24
Other not in contract	0.19	0.00	0.00		0.00	0.00	0.00	0.00
Maintenance Shop Repairs	74,820.93	0.00	74,820.93	0.00	2,087.69	3,045.00	5,132.69	69,688.24
EDSA	8,087.69	0.00	8,087.69		2,087.69	3,045.00	5,132.69	2,955.00
Construction	66,733.24	0.00	66,733.24		0.00	0.00	0.00	66,733.24
Other not in contract	0.00	0.00	0.00		0.00	0.00	0.00	0.00
Dole Office Bldg Repairs	0.00	0.00	0.00	100,000.00	0.00	0.00	0.00	0.00
EDSA	0.00	0.00	0.00		0.00	0.00	0.00	0.00
Construction	0.00	0.00	0.00		0.00	0.00	0.00	0.00
Other not in contract	0.00	0.00	0.00		0.00	0.00	0.00	0.00
Gate 8 Renovations	0.00	0.00	0.00	170,000.00	0.00	0.00	0.00	0.00
EDSA	0.00	0.00	0.00		0.00	0.00	0.00	0.00
Construction	0.00	0.00	0.00		0.00	0.00	0.00	0.00
Other not in contract	0.00	0.00	0.00		0.00	0.00	0.00	0.00
VT Backlands Area IV	528,394.21	0.00	528,394.21	2,000,000.00	0.00	92,961.92	92,961.92	435,432.29
EDSA	528,388.18	0.00	528,388.18		0.00	92,955.89	92,955.89	435,432.29
Construction	0.00	0.00	0.00		0.00	0.00	0.00	0.00
Other not in contract	6.03	0.00	6.03		0.00	6.03	6.03	0.00
Inner Harbor Berth Repairs	59,800.00	0.00	59,800.00	400,000.00	0.00	59,800.00	59,800.00	0.00
EDSA	0.00	0.00	0.00		0.00	0.00	0.00	0.00
Construction	0.00	0.00	0.00		0.00	0.00	0.00	0.00
Other not in contract	59,800.00	0.00	59,800.00		0.00	59,800.00	59,800.00	0.00
Levee Stabilization Reach 2	30,996,657.18	0.00	30,996,657.18	0.00	872,526.00	26,285,189.98	27,157,715.98	3,838,941.20
EDSA	1,911,657.18	0.00	1,911,657.18		0.00	1,892,263.98	1,892,263.98	19,393.20
Construction	29,085,000.00	0.00	29,085,000.00		872,526.00	24,392,926.00	25,265,452.00	3,819,548.00
Other not in contract	0.00	0.00	0.00		0.00	0.00	0.00	0.00
Total				\$ 54,899,100.00	\$ 2,249,631.41	\$ 114,478,774.37	\$ 116,728,405.78	\$ 65,579,318.38

Vendor Expenditure

Friday, December 10, 2021

Period: 11/01/21..11/30/21

Page 1

Port Freeport

FREEPORTMARY

This report also includes bank accounts that only have balances.

Bank Account: Date Filter: 11/01/21..11/30/21

Check Ledger Entry:

Check No.	Check Date	Vendor No.	Vendor Name	Check Amount	
Invoice No.	PO No.	GL Account Name	Line Description		Line Amount
89175	11/04/21	V00011	Gulftex Vending	52.50	
121764		119476	Office Supplies		20.00
121764		119476	Office Supplies		10.00
121764		119476	Office Supplies		2.50
121764		119476	Office Supplies		10.00
121764		119476	Office Supplies		10.00
			Line Amount Total		52.50
89176	11/04/21	V00012	FedEx	58.43	
121232		119054	Other Receivables-NB FedEx		11.79
121757		119475	Postage and Freight		46.64
			Line Amount Total		58.43
89177	11/04/21	V00021	Gulf Coast Paper Company	584.83	
121660		119452	Office Supplies		584.83
			Line Amount Total		584.83
89178	11/04/21	V00031	Culligan Water Systems	786.84	
121676		117977	Service Agreement for Water Softener Rental &		
121676		117977	RO System and Ice Machines		
121676		117977	M&R Bldgs-Operations Bldg		125.84
121676		117977	M&R Bldgs-Buildings VT Berth 7		
121676		117977	M&R Transit Shed-T.S. 1		
121676		117977	For Services 8/01/2021 - 7/31/2022		
121775		119555	M&R Transit Shed-T.S. 1		330.50
121776		119554	M&R Transit Shed-T.S. 1		330.50
			Line Amount Total		786.84
89179	11/04/21	V00039	Brazosport Tire	324.56	
121745		119511	M&R TOE-Toyota Forklift		124.56
121746		119512	M&R Groundskeeping Equipment-5510 John Deere		200.00
			Line Amount Total		324.56
89180	11/04/21	V00041	Evco Industrial Hardware	468.06	
121662		119454	M&R Groundskeeping Equipment-5510 John Deere		10.58
121753		119510	Maint and Operations Supplies		87.62
121752		119509	M&R TOE-Gantry Crane		184.93
121752		119509	M&R TOE-Gantry Crane		184.93
			Line Amount Total		468.06
89181	11/04/21	V00045	Leo Martin Chevrolet	367.50	
121739		119502	M&R Vehicles-Chevy Tahoe		183.75
121740		119503	M&R Vehicles-Chevy Truck		183.75
			Line Amount Total		367.50
89182	11/04/21	V00054	Summit Electric Supply	1,258.99	
121650		119385	Emergency Recovery Efforts - Hurricane		9.38
121651		119384	Emergency Recovery Efforts - Hurricane		17.68
121652		119383	Emergency Recovery Efforts - Hurricane		790.00
121663		119455	Emergency Recovery Efforts - Hurricane		536.31
121667		119465	2022 Cyber Security Upgrade		17.23
121668		119466	2022 Cyber Security Upgrade		300.79
			Line Amount Total		1,671.39

Vendor Expenditure

Period: 11/01/21..11/30/21

Port Freeport

Friday, December 10, 2021

Page 2

FREEPORTMARY

Check No.	Check Date	Vendor No.	Vendor Name	Check Amount	
Invoice No.	PO No.	GL Account Name	Line Description	Line Amount	
89183	11/04/21	V00067	Quill Corporation	51.98	
121666	119461		Office Supplies	30.23	
121666	119461		Office Supplies	3.40	
121666	119461		Office Supplies	0.85	
121666	119461		Office Supplies	3.40	
121666	119461		Office Supplies	14.10	
			Line Amount Total	51.98	
89184	11/04/21	V00070	Darlene Winkler	259.80	
121734	119495		Community Events	15.12	
121734	119495		Community Event-Port Golf Tournament	14.56	
121735	119494		Community Events	25.20	
121735	119494		Community Event-TACFT	3.36	
121749	119506		Community Event-Port Golf Tournament	201.56	
			Line Amount Total	259.80	
89185	11/04/21	V00071	Verizon Wireless	170.36	
121733	119489		Telephone	62.99	
121733	119489		Telephone	69.38	
121733	119489		Telephone	37.99	
			Line Amount Total	170.36	
89186	11/04/21	V00073	Roger Johnston	60.59	
121773	119544		M&R Bldgs-Gate 14	60.59	
			Line Amount Total	60.59	
89187	11/04/21	V00094	Christopher Hogan	58.33	
121738	119500		Fuel/Oil	58.33	
			Line Amount Total	58.33	
89188	11/04/21	V00095	Swisher & Swisher	1,000.00	
121690	118205		M&R Other-Mowing, Weed Control Etc	1,000.00	
121690	118205		Annual Herbicide Application for Designated Areas		
121690	118205		7/01/21 - 6/30/23		
121690	118205		Two Year Service		
			Line Amount Total	1,000.00	
89189	11/04/21	V00105	Cecil Booth	150.00	
121736	119499		Telephone	75.00	
121737	119496		Telephone	75.00	
			Line Amount Total	150.00	
89190	11/04/21	V00114	AT&T:171-799-3737 001	726.04	
121767	119480		Telephone	141.64	
121767	119480		Telephone	70.86	
121767	119480		Telephone	283.16	
121767	119480		Telephone	17.72	
121767	119480		Telephone	70.93	
121767	119480		Telephone	17.72	
121767	119480		Telephone	17.72	
121767	119480		Telephone	35.43	
121767	119480		Telephone	70.86	
			Line Amount Total	726.04	
89191	11/04/21	V00124	Carriage House Partners	4,250.00	
121769	116349		Government Liaison Agreement	4,250.00	
121769	116349		January 2021 - December 2023		

Vendor Expenditure

Period: 11/01/21..11/30/21

Port Freeport

Friday, December 10, 2021

Page 3

FREEPORTMARY

Check No.	Check Date	Vendor No.	Vendor Name	Check Amount	
Invoice No.	PO No.	GL Account Name	Line Description	Line Amount	
121769	116349		Board Approved 12/10/2020		
			Line Amount Total	4,250.00	
89192	11/04/21	V00150	Brazoria County Clerk's Office	200.00	
121743	119484		Office Supplies	200.00	
			Line Amount Total	200.00	
89193	11/04/21	V00177	Arthur J. Gallagher Risk Management Services, Inc.	175.00	
121766	119521		Insurance Expense	175.00	
			Line Amount Total	175.00	
89194	11/04/21	V00184	Dianna Kile	1,320.00	
121750	119539		Contract Labor Expense	440.00	
121751	119540		Contract Labor Expense	880.00	
			Line Amount Total	1,320.00	
89195	11/04/21	V00187	Brazoria County Septic Service	1,477.00	
121768	119527		Contract Services	1,477.00	
			Line Amount Total	1,477.00	
89196	11/04/21	V00192	Glomar International, Inc.	906.90	
121758	119477		M&R TOE-Gantry Crane	453.45	
121758	119477		M&R TOE-Gantry Crane	453.45	
			Line Amount Total	906.90	
89197	11/04/21	V00258	HubSpot, Inc.	3,450.00	
121683	119436		Contract Services	3,450.00	
			Line Amount Total	3,450.00	
89198	11/04/21	V00283	Diver Overhead Door	2,870.00	
121741	119531		Emergency Recovery Efforts - Hurricane	600.00	
121742	118888		M&R Transit Shed-T.S. 3	2,270.00	
121742	118888		Liftmaster 3/4HP 3 Phase Jackshaft Opener		
121742	118888		GH753L5R		
			Line Amount Total	2,870.00	
89199	11/04/21	V00291	Moore Supply	440.17	
121664	119456		M&R Bldgs-Admin Bldg 1100 Cherry St	440.17	
			Line Amount Total	440.17	
89200	11/04/21	V00647	Exagono dba Brand Fire Texas	1,319.82	
121755	119525		Community Event-Port Golf Tournament	226.93	
121772	119230		Community Event-Port Golf Tournament	874.31	
121772	119230		Goodie Item/Event Bag qty.200		
121772	119230		Community Events	218.58	
121772	119230		United Way Campaign qty. 50		
121772	119230		5 Liter Waterproof gear bag total qty. 250		
121772	119230		Unit fee, set up fee & Est. S & H included in		
121772	119230		total cost.		
121772	119230		Estimate: 210922_02		
			Line Amount Total	1,319.82	
89201	11/04/21	V00668	DARE Capital Partners, LLC	5,796.80	
121771	119536		M&R Other-Mowing, Weed Control Etc	1,532.70	
121771	119536		Maint & Repair - Pallets	1,552.95	
121732	119501		M&R Other-Mowing, Weed Control Etc	2,711.15	
			Line Amount Total	5,796.80	

Vendor Expenditure

Period: 11/01/21..11/30/21

Port Freeport

Friday, December 10, 2021

Page 4

FREEPORTMARY

Check No.	Check Date	Vendor No.	Vendor Name	Check Amount	
Invoice No.	PO No.	GL Account Name	Line Description	Line Amount	
89202	11/04/21	V00697	Northern Safety Co., Inc.	133.00	
121645	119378		M&R Roads-Parcel 14 Road		133.00
			Line Amount Total		133.00
89203	11/04/21	V00843	Saunders Associates Ltd.	1,700.00	
121774	119542		Industry Advertising		1,700.00
121774	119542		Qtr page Advertisement June 2021		
			Line Amount Total		1,700.00
89204	11/04/21	V00096	Centerpoint Energy	100.00	
121747	119518		Construction in Progress		100.00
			Line Amount Total		100.00
89205	11/05/21	V00107	HDR, Inc	147,722.14	
121682	114861		FHIP Reach 1		147,722.14
121682	114861		FHIP - Reach 4		
121682	114861		Professional Services for the FHCIP Reach 1 & 4		
121682	114861		Project No. 20-06		
121682	114861		Board Approved 6/25/2020		
121682	114861		2019 GO Bond		
121682	114861		Other Accounts Payable (JE)		
			Line Amount Total		147,722.14
89206	11/05/21	V00016	Rodney Blackstock	1,300.00	
121811	119551		Flexible Spending Emp Reimbursement		315.91
121812	119552		Flexible Spending Emp Reimbursement		240.00
121813	119550		Flexible Spending Emp Reimbursement		200.10
121814	119553		Flexible Spending Emp Reimbursement		543.99
			Line Amount Total		1,300.00
89207	11/05/21	V00017	Donnie Joe Evans	25.00	
121785	119547		Telephone		25.00
			Line Amount Total		25.00
89208	11/05/21	V00018	David Lopez	15.00	
121783	119545		Telephone		15.00
			Line Amount Total		15.00
89209	11/05/21	V00026	Lowe's	695.90	
121780	119505		M&R TOE-Gantry Crane		506.96
121780	119505		Maint & Repair - Pallets		188.94
			Line Amount Total		695.90
89210	11/05/21	V00046	Sprint Waste Services	430.10	
121794	119517		Contract Services		430.10
			Line Amount Total		430.10
89211	11/05/21	V00054	Summit Electric Supply	143.80	
121817	118948		Hardware for Siklu Project		143.80
121817	118948		Quotation # 2002442824		
			Line Amount Total		143.80
89212	11/05/21	V00068	Randy Aparacio	15.00	
121789	119549		Telephone		15.00
			Line Amount Total		15.00

Vendor Expenditure

Period: 11/01/21..11/30/21

Port Freeport

Friday, December 10, 2021

Page 5

FREEPORTMARY

Check No.	Check Date	Vendor No.	Vendor Name	Check Amount	
Invoice No.	PO No.	GL Account Name	Line Description	Line Amount	
89213	11/05/21	V00075	Vicki L. Smith	75.00	
121791	119488		Telephone		75.00
			Line Amount Total		75.00
89214	11/05/21	V00083	Jason Hull	136.75	
121786	119497		Telephone		136.75
			Line Amount Total		136.75
89215	11/05/21	V00096	Centerpoint Energy	23.19	
121748	119519		Water & Gas		23.19
			Line Amount Total		23.19
89216	11/05/21	V00101	Sunstates Security, LLC	31,386.02	
121792	119491		Security Service Fees		613.44
121793	119493		Security Service Fees		921.15
121818	119492		Security Service Fees		29,851.43
			Line Amount Total		31,386.02
89217	11/05/21	V00102	ABB, Inc Marine & Ports	10,210.00	
121801	118752		Guard Master Basic Input- MSR220P		
121801	118752		Inventory- Spare Parts ZPMC Cranes		1,204.00
121801	118752		Inventory- Spare Parts ZPMC Cranes		1,806.00
121801	118752		Guard Master Expan...Module MSR210P_24VDC		
121801	118752		Inventory- Spare Parts ZPMC Cranes		2,400.00
121801	118752		Inventory- Spare Parts ZPMC Cranes		4,800.00
121801	118752		Quote# 2828146		
			Line Amount Total		10,210.00
89218	11/05/21	V00104	Donald Mullett	25.00	
121784	119546		Telephone		25.00
			Line Amount Total		25.00
89219	11/05/21	V00116	Randy Thompson	15.00	
121788	119548		Telephone		15.00
			Line Amount Total		15.00
89220	11/05/21	V00124	Carriage House Partners	4,250.00	
121779	116349		Government Liaison Agreement		4,250.00
121779	116349		January 2021 - December 2023		
121779	116349		Board Approved 12/10/2020		
			Line Amount Total		4,250.00
89221	11/05/21	V00208	Brandon Robertson	514.52	
121790	119498		Telephone		75.00
121790	119498		Adm Commission Meeting Room A/V Upgrade		412.64
121790	119498		Automobile Expense		26.88
			Line Amount Total		514.52
89222	11/05/21	V00234	Wharton Tractor Company	3,070.91	
121797	119507		M&R Groundskeeping Equipment-5510 John Deere		6.00
121823	119056		M&R Groundskeeping Equipment-5510 John Deere		3,064.91
121823	119056		Gear Box Assembly		
			Line Amount Total		3,070.91
89223	11/05/21	V00255	Salt Water Salvage	2,355.48	
121816	119325		M&R Cat Protection System-B5		2,355.48
121816	119325		Furnish labor, materials, equip., & insurance for		

Vendor Expenditure

Period: 11/01/21..11/30/21

Port Freeport

Friday, December 10, 2021

Page 6

FREEPORTMARY

Check No.	Check Date	Vendor No.	Vendor Name	Check Amount	
Invoice No.	PO No.	GL Account Name	Line Description		Line Amount
121816	119325		the Velasco Terminal Beth 8-Dock 5 Conduit Repair		
121816	119325		for Cathodic Protection System		
121816	119325		Project 14-07		
			Line Amount Total		2,355.48
89224	11/05/21	V00332	United Rentals	5,037.76	
121820	119478		M&R Bldgs-Security Bldg		5,037.76
			Line Amount Total		5,037.76
89225	11/05/21	V00436	Ultima Media	18,000.00	
121778	113402		Commercial Events		4,450.00
121778	113402		Industry Advertising		13,550.00
121778	113402		Finished Vehicle Logistics NorthAmerica Sponsors		
121778	113402		May 2021		
			Line Amount Total		18,000.00
89226	11/05/21	V00770	UniFirst Holdings Inc.	128.66	
121610	117829		Annual Contract - Ops Employees uniforms, mats		
121610	117829		towels, soap etc.		
121610	117829		Maint and Operations Supplies		144.27
121610	117829		Other Receivables		28.36
121610	117829		M&R Bldgs-Operations Bldg		
121610	117829		Annual Contract - EOC mats, soap etc.		
121610	117829		M&R Bldgs-Security Bldg		25.25
121610	117829		Annual Contract - Admin mats, soap etc.		
121610	117829		M&R Bldgs-Admin Bldg 1100 Cherry St		50.38
121610	117829		3Year Agreement Effective June 2021 - May 2023		
121610	117829		2% Annual Increase based on BuyBoard - No auto		
121610	117829		renewal after the end of Year 3		
121610	117829		Year 1 of 3 Year Agreement June 2021 - May 2022		
121821	117829		Annual Contract - Ops Employees uniforms, mats		
121821	117829		towels, soap etc.		
121821	117829		Maint and Operations Supplies		148.62
121821	117829		Other Receivables		42.54
121821	117829		M&R Bldgs-Operations Bldg		
121821	117829		Annual Contract - EOC mats, soap etc.		
121821	117829		M&R Bldgs-Security Bldg		
121821	117829		Annual Contract - Admin mats, soap etc.		
121821	117829		M&R Bldgs-Admin Bldg 1100 Cherry St		
121821	117829		3Year Agreement Effective June 2021 - May 2023		
121821	117829		2% Annual Increase based on BuyBoard - No auto		
121821	117829		renewal after the end of Year 3		
121821	117829		Year 1 of 3 Year Agreement June 2021 - May 2022		
			Line Amount Total		439.42
89227	11/05/21	V00808	Whitener Enterprises Inc.	1,754.00	
121822	119375		Fuel/Oil		1,704.00
121822	119375		Fuel/Oil		50.00
121822	119375		Gallons of Unleaded Fuel for Tank		
			Line Amount Total		1,754.00
89228	11/05/21	V00833	M & J Environmental Services LLC	419.00	
121806	119313		Disinfectant Treatment for Admin-5,000 sq ft (77%)		322.63
121806	119313		Disinfectant Reatment for EOC - 1,500 sq ft (23%)		96.37
			Line Amount Total		419.00

Vendor Expenditure

Period: 11/01/21..11/30/21

Port Freeport

Friday, December 10, 2021

Page 7

FREEPORTMARY

Check No.	Check Date	Vendor No.	Vendor Name	Check Amount	
Invoice No.	PO No.	GL Account Name	Line Description	Line Amount	
89229	11/05/21	V00842	Digital Ink, LLC	7,995.00	
121803		119541	Industry Advertising		7,995.00
121803		119541	Gold Profile Adversting Package-Boss Magazine		
121803		119541	(AmPorts)		
			Line Amount Total		7,995.00
89230	11/05/21	V00071	Verizon Wireless	151.96	
121782		119520	Telephone		75.98
121782		119520	Telephone		37.99
121782		119520	Telephone		37.99
			Line Amount Total		151.96
89231	11/12/21	V00007	Office Universe, Inc.	237.73	
121550		119308	Office Supplies		5.54
121665		119457	Office Supplies		11.10
121665		119457	Office Supplies		5.55
121665		119457	Office Supplies		1.39
121665		119457	Office Supplies		5.55
121665		119457	Office Supplies		5.55
121810		119543	Office Supplies		188.06
121839		119581	Office Supplies		14.99
			Line Amount Total		237.73
89232	11/12/21	V00009	Williams Diesel, Inc	102.13	
121849		119564	M&R TOE-Hyster Forklift 440		75.35
121850		119565	M&R TOE-Toyota Forklift		12.09
121851		119566	M&R Groundskeeping Equipment-5510 John Deere		4.58
121852		119567	M&R Groundskeeping Equipment-5510 John Deere		10.11
			Line Amount Total		102.13
89233	11/12/21	V00011	Gulftex Vending	97.90	
121765		119535	Office Supplies		39.00
121855		119572	Office Supplies		58.90
			Line Amount Total		97.90
89234	11/12/21	V00021	Gulf Coast Paper Company	664.41	
121762		119482	Office Supplies		18.85
121762		119482	Office Supplies		9.43
121762		119482	Office Supplies		2.36
121762		119482	Office Supplies		9.43
121762		119482	Office Supplies		9.43
121763		119490	Office Supplies		509.33
121837		119591	Office Supplies		40.22
121837		119591	Office Supplies		20.11
121837		119591	Office Supplies		5.03
121837		119591	Office Supplies		20.11
121837		119591	Office Supplies		20.11
			Line Amount Total		664.41
89235	11/12/21	V00024	Waste Management	956.90	
121798		119528	Contract Services		407.86
121799		119529	Contract Services		424.04
121800		119530	Contract Services		125.00
			Line Amount Total		956.90
89236	11/12/21	V00031	Culligan Water Systems	263.28	
121859		117977	Service Agreement for Water Softener Rental &		

Vendor Expenditure

Period: 11/01/21..11/30/21

Port Freeport

Friday, December 10, 2021

Page 8

FREEPORTMARY

Check No.	Check Date	Vendor No.	Vendor Name	Check Amount	
Invoice No.	PO No.	GL Account Name	Line Description		Line Amount
121859	117977		RO System and Ice Machines		
121859	117977		M&R Bldgs-Operations Bldg		87.76
121859	117977		M&R Bldgs-Buildings VT Berth 7		87.76
121859	117977		M&R Transit Shed-T.S. 1		87.76
121859	117977		For Services 8/01/2021 - 7/31/2022		
			Line Amount Total		263.28
89237	11/12/21	V00040	The Brazosport Facts	719.30	
121847	119590		Legal Fees		134.30
121847	119590		Community Advertising		585.00
			Line Amount Total		719.30
89238	11/12/21	V00047	Art's Sign Service	706.00	
121824	119575		M&R TOE-John Deere Gator		87.00
121853	119568		Office Supplies		619.00
			Line Amount Total		706.00
89239	11/12/21	V00050	Northern Tool & Equipment	77.99	
121646	119382		M&R Warehouse-Warehouse 51		77.99
			Line Amount Total		77.99
89240	11/12/21	V00054	Summit Electric Supply	741.46	
121796	119514		M&R TOE-Gantry Crane		26.83
121796	119514		M&R TOE-Gantry Crane		26.83
121867	118948		Hardware for Siklu Project		165.00
121867	118948		Quotation # 2002442824		
121795	119485		Emergency Recovery Efforts - Hurricane		7.80
121844	119569		M&R TOE-General Terminal Ops Equip & Tools		373.70
121845	119570		M&R Bldgs-Gate 14		17.82
121846	119571		M&R Bldgs-Gate 14		123.48
			Line Amount Total		741.46
89241	11/12/21	V00067	Quill Corporation	45.99	
121842	119580		Office Supplies		45.99
			Line Amount Total		45.99
89242	11/12/21	V00087	Payment vendor ledger entry is not found check# 89242.	0.00	
			Line Amount Total		
89243	11/12/21	V00087	Payment vendor ledger entry is not found check# 89243.	0.00	
			Line Amount Total		
89244	11/12/21	V00087	Payment vendor ledger entry is not found check# 89244.	0.00	
			Line Amount Total		
89245	11/12/21	V00087	Reliant	65,424.80	
121697	119395		Electricity		27,175.99
121698	119396		Electricity		30.07
121699	119397		Electricity		148.93
121700	119398		Electricity		173.67
121701	119399		Electricity		180.88
121702	119400		Electricity		3,112.19
121703	119401		Electricity		876.45
121704	119402		Electricity		14.41
121705	119403		Electricity		26.64

Vendor Expenditure

Period: 11/01/21..11/30/21

Port Freeport

Friday, December 10, 2021

Page 9

FREEPORTMARY

Check No.	Check Date	Vendor No.	Vendor Name	Check Amount	
Invoice No.	PO No.	GL Account Name	Line Description	Line Amount	
121706	119406		Electricity	50.24	
121707	119407		Electricity	3,489.87	
121708	119408		Electricity	15.59	
121709	119409		Electricity	667.10	
121710	119410		Electricity	58.49	
121711	119411		Electricity	1,476.05	
121712	119412		Electricity	36.69	
121713	119413		Electricity	73.58	
121714	119414		Electricity	5,222.36	
121715	119415		Electricity	8.92	
121716	119416		Electricity	30.27	
121717	119417		Electricity	146.87	
121718	119418		Electricity	15.43	
121720	119420		Electricity	2,315.22	
121721	119421		Electricity	5,692.36	
121722	119422		Electricity	426.69	
121723	119423		Electricity	404.01	
121724	119424		Electricity	453.53	
121725	119425		Electricity	2,720.22	
121726	119426		Electricity	51.75	
121727	119427		Electricity	23.62	
121728	119428		Electricity	8,503.58	
121729	119429		Electricity	1,138.63	
121730	119430		Electricity	664.50	
			Line Amount Total	65,424.80	
89246	11/12/21	V00098	Suburban Propane	500.48	
121843	119574		Fuel/Oil	500.48	
			Line Amount Total	500.48	
89247	11/12/21	V00102	ABB, Inc Marine & Ports	3,002.00	
121777	118752		Guard Master Basic Input- MSR220P		
121777	118752		Inventory- Spare Parts ZPMC Cranes	602.00	
121777	118752		Inventory- Spare Parts ZPMC Cranes		
121777	118752		Guard Master Expan...-Module MSR210P_24VDC		
121777	118752		Inventory- Spare Parts ZPMC Cranes	2,400.00	
121777	118752		Inventory- Spare Parts ZPMC Cranes		
121777	118752		Quote# 2828146		
			Line Amount Total	3,002.00	
89248	11/12/21	V00104	Donald Mullett	695.97	
121831	119579		Flexible Spending Emp Reimbursement	695.97	
			Line Amount Total	695.97	
89249	11/12/21	V00115	AT&T:979-373-0020 6635	1,135.97	
121858	119582		Telephone	420.31	
121858	119582		Telephone	238.55	
121858	119582		Telephone	56.80	
121858	119582		Telephone	181.76	
121858	119582		Telephone	238.55	
			Line Amount Total	1,135.97	
89250	11/12/21	V00117	Jason Caywood	759.40	
121838	119559		2022 Cyber Security Upgrade	759.40	
121838	119559		Misc parts/tools for Siklu Project		
			Line Amount Total	759.40	

Vendor Expenditure

Period: 11/01/21..11/30/21

Port Freeport

Friday, December 10, 2021

Page 10

FREEPORTMARY

Check No.	Check Date	Vendor No.	Vendor Name	Check Amount	
	Invoice No.	PO No.	GL Account Name	Line Description	Line Amount
89251	11/12/21	V00149	Brazoria Chamber of Commerce	100.00	
	121826	119583		Community Events	100.00
				Line Amount Total	100.00
89252	11/12/21	V00178	Waypoint	7,116.68	
	121870	119431		M&R IT Equipment	6,116.68
	121870	119431		Datacenter SAN Warranty/Support Renewal	
	121870	119431		Quote: AAAQ11665	
	121871	119558		Contract Services	1,000.00
				Line Amount Total	7,116.68
89253	11/12/21	V00193	Grainger	240.68	
	121759	119486		M&R Groundskeeping Equipment-5510 John Deere	111.62
	121760	119515		M&R TOE-Gantry Crane	45.39
	121760	119515		M&R TOE-Gantry Crane	45.39
	121761	119516		M&R TOE-Gantry Crane	19.14
	121761	119516		M&R TOE-Gantry Crane	19.14
				Line Amount Total	240.68
89254	11/12/21	V00218	Johnson Technical Services, Inc.	1,105.00	
	121861	118805		2022 Cyber Security Upgrade	1,105.00
	121861	118805		Siklu AX-SRG-10G-OD Surge Suppressor	
	121861	118805		Quote# JTSQ9919	
	121861	118805		Texas DIR Contract # DIR-TSO-3965	
				Line Amount Total	1,105.00
89255	11/12/21	V00256	Blueline Shop & Copy Center	550.85	
	121643	119432		Community Event-Port Golf Tournament	550.85
				Line Amount Total	550.85
89256	11/12/21	V00647	Exagono dba Brand Fire Texas	1,520.79	
	121832	119592		Community Event-Port Golf Tournament	114.25
	121854	119595		Community Event-Port Golf Tournament	347.65
	121754	119524		Community Event-Port Golf Tournament	841.39
	121756	119526		Community Events	217.50
				Line Amount Total	1,520.79
89257	11/12/21	V00673	Phoenix Products LLC	197.55	
	121781	119537		M&R TOE-Gantry Crane	197.55
				Line Amount Total	197.55
89258	11/12/21	V00794	Gregory L. Donnell	750.00	
	121835	119557		Construction in Progress	750.00
				Line Amount Total	750.00
89259	11/12/21	V00835	Cathodic Control Systems	2,175.00	
	121802	119206		M&R Cat Protection Systems-B1	1,180.00
	121802	119206		Inspect, Troubleshoot & Perform Basic Repairs to	
	121802	119206		Cathodic Protection TS#1	
	121830	119578		M&R Cat Protection Systems-B1	995.00
				Line Amount Total	2,175.00
89260	11/18/21	V00085	Moffatt & Nichol	37,205.46	
	121863	109484		Professional Services for the Velasco Terminal	
	121863	109484		Berths 8 & 9	
	121863	109484		Construction in Progress	37,205.46
	121863	109484		Board Approved 1/24/19	

Period: 11/01/21..11/30/21
Port Freeport

Page 11

FREEPORT\MARY

Unaudited
Page 25 of 36

Vendor Expenditure

Period: 11/01/21..11/30/21

Port Freeport

Friday, December 10, 2021

Page 12

FREEPORTMARY

Check No.	Check Date	Vendor No.	Vendor Name	Check Amount	
Invoice No.	PO No.	GL Account Name	Line Description	Line Amount	
121957	119674		Governmental Relations Travel	5.68	
			Line Amount Total	3,767.18	
89265	11/18/21	V00006	Michaela Bevers	82.50	
121895	119640		Telephone	75.00	
121895	119640		Community Event-Port Golf Tournament	7.50	
			Line Amount Total	82.50	
89266	11/18/21	V00007	Office Universe, Inc.	130.42	
121897	119597		Office Supplies	17.52	
121898	119598		Office Supplies	37.37	
121899	119599		Office Supplies	37.37	
121809	119481		Office Supplies	14.53	
121809	119481		Office Supplies	7.27	
121809	119481		Office Supplies	1.82	
121809	119481		Office Supplies	7.27	
121809	119481		Office Supplies	7.27	
			Line Amount Total	130.42	
89267	11/18/21	V00010	Specialties Company	76.31	
121902	119647		M&R TOE-Hyster Forklift 440	76.31	
			Line Amount Total	76.31	
89268	11/18/21	V00011	Gulftex Vending	472.77	
121888	119596		Office Supplies	13.71	
121888	119596		Office Supplies	6.86	
121888	119596		Office Supplies	1.71	
121888	119596		Office Supplies	6.86	
121888	119596		Office Supplies	6.86	
121889	119650		Office Supplies	68.56	
121889	119650		Office Supplies	34.29	
121889	119650		Office Supplies	8.57	
121889	119650		Office Supplies	34.29	
121889	119650		Office Supplies	34.29	
121939	119658		Office Supplies	256.77	
			Line Amount Total	472.77	
89269	11/18/21	V00012	FedEx	42.65	
121585	119354		Postage and Freight	11.59	
121833	119586		Postage and Freight	31.06	
			Line Amount Total	42.65	
89270	11/18/21	V00013	Mary Campus	8.02	
121948	119657		Community Event-Port Golf Tournament	1.08	
121948	119657		Automobile Expense	6.94	
			Line Amount Total	8.02	
89271	11/18/21	V00015	Mike Wilson	188.66	
121894	119601		Sales/Promotion Travel	188.66	
			Line Amount Total	188.66	
89272	11/18/21	V00023	Patrick's Enterprises, Inc.	327.00	
121840	119562		Office Supplies	129.00	
121841	119563		M&R Bldgs-Admin Bldg 1100 Cherry St	140.00	
121941	119611		M&R Bldgs-Operations Bldg	19.50	
121941	119611		M&R Bldgs-Maintenance Bldg	38.50	
			Line Amount Total	327.00	

Vendor Expenditure

Period: 11/01/21..11/30/21

Port Freeport

Friday, December 10, 2021

Page 13

FREEPORTMARY

Check No.	Check Date	Vendor No.	Vendor Name	Check Amount	
Invoice No.	PO No.	GL Account Name	Line Description	Line Amount	
89273	11/18/21	V00030	Girouard's Ace Hardware	643.94	
121834		119561	Emergency Recovery Efforts - Hurricane		38.41
121834		119561	M&R TOE-Street Sweeper		9.91
121834		119561	M&R Bldgs-Gate 8-Guard Bldg		56.00
121834		119561	Office Supplies		12.99
121834		119561	M&R TOE-Gantry Crane		12.03
121834		119561	M&R TOE-Gantry Crane		12.03
121834		119561	Maint and Operations Supplies		76.95
121834		119561	2022 Cyber Security Upgrade		49.26
121834		119561	Maint & Repair - Pallets		14.97
121834		119561	M&R TOE-Light Tower		19.96
121834		119561	Maint & Repair - Pallets		10.43
121834		119561	Maint & Repair - Pallets		12.98
121834		119561	Maint & Repair - Pallets		57.98
121834		119561	Maint & Repair - Pallets		22.88
121834		119561	M&R Bldgs-Gate 8-Guard Bldg		10.44
121834		119561	Maint and Operations Supplies		19.41
121834		119561	Maint & Repair - Pallets		18.36
121834		119561	M&R Leased Facilities-Dole		35.66
121834		119561	M&R TOE-Gantry Crane-McCarthy Rebill		11.49
121834		119561	M&R TOE-Toyota Forklift		1.16
121834		119561	M&R Bldgs-Admin Bldg 1100 Cherry St		2.79
121834		119561	M&R Warehouse-Warehouse 51		20.86
121834		119561	2022 Cyber Security Upgrade		11.89
121834		119561	M&R TOE-Gantry Crane		22.84
121834		119561	M&R TOE-Gantry Crane		22.83
121834		119561	M&R TOE-John Deere Gator		6.47
121834		119561	M&R TOE-Gantry Crane		15.29
121834		119561	M&R TOE-Gantry Crane		15.29
121834		119561	M&R Transit Shed-T.S. 3		22.38
				Line Amount Total	643.94
89274	11/18/21	V00031	Culligan Water Systems	263.28	
121917		117977	Service Agreement for Water Softener Rental &		
121917		117977	RO System and Ice Machines		
121917		117977	M&R Bldgs-Operations Bldg		87.76
121917		117977	M&R Bldgs-Buildings VT Berth 7		87.76
121917		117977	M&R Transit Shed-T.S. 1		87.76
121917		117977	For Services 8/01/2021 - 7/31/2022		
				Line Amount Total	263.28
89275	11/18/21	V00032	Matheson Tri Gas	243.67	
121787		119534	Maint and Operations Supplies		243.67
				Line Amount Total	243.67
89276	11/18/21	V00040	The Brazosport Facts	500.00	
121913		119639	Community Advertising		500.00
				Line Amount Total	500.00
89277	11/18/21	V00041	Evco Industrial Hardware	414.96	
121876		119645	M&R TOE-Gantry Crane		88.26
121876		119645	M&R TOE-Gantry Crane		88.27
121877		119644	M&R TOE-Gantry Crane		54.44
121877		119644	M&R TOE-Gantry Crane		54.44
121878		119643	M&R TOE-Gantry Crane		64.77

Vendor Expenditure

Period: 11/01/21..11/30/21

Port Freeport

Friday, December 10, 2021

Page 14

FREEPORT/MARY

Check No.	Check Date	Vendor No.	Vendor Name	Check Amount	
Invoice No.	PO No.	GL Account Name	Line Description	Line Amount	
121878		119643	M&R TOE-Gantry Crane	64.78	
			Line Amount Total	414.96	
89278	11/18/21	V00046	Sprint Waste Services	430.10	
121903		119628	Contract Services	430.10	
			Line Amount Total	430.10	
89279	11/18/21	V00049	Brazos Fasteners	4.95	
121744		119513	M&R TOE-Gantry Crane	2.47	
121744		119513	M&R TOE-Gantry Crane	2.48	
			Line Amount Total	4.95	
89280	11/18/21	V00053	Shred It Houston	380.48	
121857		119560	Office Supplies	74.24	
121857		119560	Office Supplies	37.12	
121857		119560	Office Supplies	148.48	
121857		119560	Office Supplies	9.28	
121857		119560	Office Supplies	37.12	
121857		119560	Office Supplies	9.28	
121857		119560	Office Supplies	9.28	
121857		119560	Office Supplies	18.56	
121857		119560	Office Supplies	37.12	
			Line Amount Total	380.48	
89281	11/18/21	V00054	Summit Electric Supply	892.74	
121905		119607	M&R TOE-Gantry Crane	30.48	
121905		119607	M&R TOE-Gantry Crane	30.49	
121906		119608	M&R TOE-Gantry Crane	58.67	
121906		119608	M&R TOE-Gantry Crane	58.68	
121907		119629	M&R Transit Shed-T.S. 1	246.85	
121908		119648	Emergency Recovery Efforts - Hurricane	41.74	
121909		119649	M&R Leased Facilities-Dole	367.91	
121669		119467	2022 Cyber Security Upgrade	57.92	
			Line Amount Total	892.74	
89282	11/18/21	V00055	Jesse Hibbetts	123.57	
121890		119651	Sales/Promotion Travel	89.97	
121890		119651	Community Events	33.60	
			Line Amount Total	123.57	
89283	11/18/21	V00060	Sun Coast Resources	1,788.02	
121926		119556	Fuel/Oil	1,788.02	
121926		119556	Gallons of Unleaded Gasoline-for tank		
			Line Amount Total	1,788.02	
89284	11/18/21	V00064	Terracon Consultants, Inc.	2,500.00	
121868		119373	Construction in Progress	2,500.00	
121868		119373	Professional Services for a GPR Survey		
121868		119373	Proposal No. PAS215047		
			Line Amount Total	2,500.00	
89285	11/18/21	V00080	On Hold Marketing Works	39.00	
121808		119508	Lease Expense	39.00	
			Line Amount Total	39.00	
89286	11/18/21	V00084	Crain, Caton & James	4,160.00	
121578		119344	Legal Fees	1,092.00	

Vendor Expenditure

Period: 11/01/21..11/30/21

Port Freeport

Friday, December 10, 2021

Page 15

FREEPORTMARY

Check No.	Check Date	Vendor No.	Vendor Name	Check Amount	
Invoice No.	PO No.	GL Account Name	Line Description	Line Amount	
121937	119673		Legal Fees	3,068.00	
			Line Amount Total	4,160.00	
89287	11/18/21	V00085	Moffatt & Nichol	1,388.80	
121864	117346		Construction in Progress	1,388.80	
121864	117346		Velasco Terminal Ro/Ro Ramp @ Berth8		
121864	117346		Board Approved 3/25/2021		
			Line Amount Total	1,388.80	
89288	11/18/21	V00086	Blank Rome	607.60	
121579	119345		Legal Fees	607.60	
			Line Amount Total	607.60	
89289	11/18/21	V00090	Cordoba Law Firm, P.L.L.C.	7,721.26	
121575	119341		Legal Fees	1,800.00	
121576	119343		Construction in Progress	1,383.00	
121577	119342		Legal Fees	1,209.73	
121933	119669		Legal Fees	1,800.00	
121934	119670		Legal Fees	575.00	
121934	119670		Legal Fees	97.53	
121935	119671		Legal Fees	225.00	
121936	119672		Construction in Progress	631.00	
			Line Amount Total	7,721.26	
89290	11/18/21	V00091	Wells Fargo	6,482.64	
121931	119620		Other Accounts Payable (JE)	6,482.64	
			Line Amount Total	6,482.64	
89291	11/18/21	V00097	Comcast Business	2,597.68	
121916	119621		Contract Services	2,597.68	
			Line Amount Total	2,597.68	
89292	11/18/21	V00101	Payment vendor ledger entry is not found check# 89292.	0.00	
			Line Amount Total		
89293	11/18/21	V00101	Sunstates Security, LLC	96,099.26	
121910	119615		Security Service Fees	465.75	
121945	119663		Security Service Fees	124.20	
121946	119664		Security Service Fees	931.50	
121947	119666		Security Service Fees	838.35	
121961	119665		Security Service Fees	30,622.09	
121911	119616		Security Service Fees	124.20	
121912	119618		Security Service Fees	835.76	
121927	119617		Security Service Fees	30,896.30	
121942	119659		Security Service Fees	31.05	
121943	119660		Security Service Fees	124.20	
121944	119662		Security Service Fees	851.29	
121960	119661		Security Service Fees	30,254.57	
			Line Amount Total	96,099.26	
89294	11/18/21	V00119	JH Sanchez Holding Company	6,235.00	
121921	116906		Janitorial Services February 2021-January 2022		
121921	116906		M&R Bldgs-Admin Bldg 1100 Cherry St	2,723.00	
121921	116906		M&R Bldgs-Security Bldg	454.45	
121921	116906		M&R Bldgs-Operations Bldg	629.45	
121921	116906		M&R Bldgs-Buildings VT Berth 7-Restrooms	948.60	

Vendor Expenditure

Period: 11/01/21..11/30/21

Port Freeport

Friday, December 10, 2021

Page 16

FREEPORTMARY

Check No.	Check Date	Vendor No.	Vendor Name	Check Amount	
Invoice No.	PO No.	GL Account Name	Line Description	Line Amount	
121921	116906		M&R Bldgs-Buildings VT Berth 7-Breakroom	202.00	
121921	116906		M&R Transit Shed-T.S. 3	91.50	
121921	116906		M&R Bldgs-Maintenance Bldg	110.00	
121921	116906		M&R Bldgs-Security Bldg-Customs Office Bldg	1,076.00	
121921	116906		2nd Year of 3 Year Contract Feb 2021-Jan 2022		
121921	116906		Board Approved 1/23/2020		
			Line Amount Total	6,235.00	
89295	11/18/21	V00125	AT&T:979-230-9161 754-5	430.50	
121873	119642		Telephone	46.72	
121873	119642		Telephone	46.72	
121873	119642		Telephone	337.06	
			Line Amount Total	430.50	
89296	11/18/21	V00147	Greater Angleton Chamber of Commerce	70.00	
121940	119656		Community Events	70.00	
			Line Amount Total	70.00	
89297	11/18/21	V00159	Principal Life Insurance-PLIC-SBD Grand Island	1,098.37	
121958	119668		Group Life Insurance	300.06	
121958	119668		Group Life Insurance	137.22	
121958	119668		Group Life Insurance	289.86	
121958	119668		Group Life Insurance	10.59	
121958	119668		Group Life Insurance	114.37	
121958	119668		Group Life Insurance	48.01	
121958	119668		Group Life Insurance	18.58	
121958	119668		Group Life Insurance	72.72	
121958	119668		Group Life Insurance	32.12	
121958	119668		Group Life Insurance	74.84	
			Line Amount Total	1,098.37	
89298	11/18/21	V00161	Strategic Roofing Solutions	9,100.00	
121815	119324		Emergency Recovery Efforts - Hurricane	9,100.00	
121815	119324		Temporary Roof Covering Chiquita Maintenance Shop		
			Line Amount Total	9,100.00	
89299	11/18/21	V00181	Canon Solutions America, Inc.	638.91	
121827	119587		Maint & Repair - Office Equipment	148.04	
121828	119588		Maint & Repair - Office Equipment	238.60	
121829	119589		Maint & Repair - Office Equipment	252.27	
			Line Amount Total	638.91	
89300	11/18/21	V00182	Gina Rene's Catering	1,120.00	
121953	119585		Community Advisory Panel Meeting December 2, 2021		
121953	119585		Individually boxed Grilled Chicken, Mash Potatoes	1,120.00	
121953	119585		Cream & Brown Gravy & Green Beans		
121953	119585		House Salad w/ Ranch & Italian Dressing/ Dinner		
121953	119585		Rolls & Butter		
121953	119585		Individually Wrapped Brownies, Ice		
121953	119585		Set up & Delivery Fee		
			Line Amount Total	1,120.00	
89301	11/18/21	V00184	Dianna Kile	1,320.00	
121954	119675		Contract Labor Expense	1,320.00	
			Line Amount Total	1,320.00	

Vendor Expenditure

Period: 11/01/21..11/30/21

Port Freeport

Friday, December 10, 2021

Page 17

FREEPORTMARY

Check No.	Check Date	Vendor No.	Vendor Name	Check Amount	
	Invoice No.	PO No.	GL Account Name	Line Description	Line Amount
89302	11/18/21	V00185	Newbart Products, Inc.	270.00	
	121896	119619		Badge Supplies	270.00
				Line Amount Total	270.00
89303	11/18/21	V00187	Brazoria County Septic Service	3,165.00	
	121950	119604		Contract Services	1,688.00
	121951	119634		Contract Services	1,477.00
				Line Amount Total	3,165.00
89304	11/18/21	V00188	Steve Alongis	210.00	
	121904	119609		M&R Other-Mowing, Weed Control Etc	210.00
				Line Amount Total	210.00
89305	11/18/21	V00189	Energia Resources, Inc.	75.00	
	121879	119612		M&R Vehicles-Chevy Colorado	56.00
	121880	119613		M&R Roads-Parcel 14 Road	19.00
				Line Amount Total	75.00
89306	11/18/21	V00192	Glomar International, Inc.	4,153.39	
	121881	119603		M&R TOE-Gantry Crane	453.45
	121881	119603		M&R TOE-Gantry Crane	453.45
	121882	119606		M&R TOE-Gantry Crane	361.40
	121882	119606		M&R TOE-Gantry Crane	361.41
	121883	119623		M&R TOE-Gantry Crane	475.55
	121883	119623		M&R TOE-Gantry Crane	475.55
	121884	119630		M&R TOE-Gantry Crane	313.77
	121884	119630		M&R TOE-Gantry Crane	313.78
	121836	119573		M&R TOE-Gantry Crane	472.51
	121836	119573		M&R TOE-Gantry Crane	472.52
				Line Amount Total	4,153.39
89307	11/18/21	V00193	Grainger	117.36	
	121886	119631		Maint and Operations Supplies	117.36
				Line Amount Total	117.36
89308	11/18/21	V00194	Johnson Supply	952.87	
	121805	119533		M&R Bldgs-Admin Bldg 1100 Cherry St	317.63
	121805	119533		M&R Bldgs-Security Bldg	317.62
	121805	119533		M&R Bldgs-Operations Bldg	317.62
				Line Amount Total	952.87
89309	11/18/21	V00207	ABC, Inc.	975.00	
	121872	119626		Dues & Memberships & Licenses	975.00
				Line Amount Total	975.00
89310	11/18/21	V00214	McFarland PLLC	79,450.80	
	121573	119339		Legal Fees	150.00
	121574	119340		Construction in Progress	70,900.00
	121574	119340		Construction in Progress	8,400.80
				Line Amount Total	79,450.80
89311	11/18/21	V00215	Spirit Environmental	3,309.00	
	121819	116632		Consultant Fees - Other	3,309.00
	121819	116632		Professional Services for;	
	121819	116632		2021 Environmental Regulatory Compliance	
	121819	116632		Project No. 20-21	

Vendor Expenditure

Period: 11/01/21..11/30/21

Port Freeport

Friday, December 10, 2021

Page 18

FREEPORTMARY

Check No.	Check Date	Vendor No.	Vendor Name	Check Amount	Line Amount
Invoice No.	PO No.	GL Account Name	Line Description		
121819	116632		Board Approved 1/14/2021		
			Line Amount Total		3,309.00
89312	11/18/21	V00250	Lincoln National Life Insurance Company	1,332.85	
121923	119602		Retirement Expense		271.93
121923	119602		Retirement Expense		184.76
121923	119602		Retirement Expense		543.65
121923	119602		Retirement Expense		108.32
121923	119602		Retirement Expense		37.10
121923	119602		Retirement Expense		20.49
121923	119602		Retirement Expense		70.13
121923	119602		Retirement Expense		83.86
121923	119602		Retirement Expense		12.61
			Line Amount Total		1,332.85
89313	11/18/21	V00266	Pitney Bowes, Inc. Purchase Power	520.99	
121856	119504		Postage and Freight		101.65
121856	119504		Postage and Freight		50.85
121856	119504		Postage and Freight		203.19
121856	119504		Postage and Freight		12.71
121856	119504		Postage and Freight		50.90
121856	119504		Postage and Freight		12.71
121856	119504		Postage and Freight		12.71
121856	119504		Postage and Freight		25.42
121856	119504		Postage and Freight		50.85
			Line Amount Total		520.99
89314	11/18/21	V00270	The Bulletin	150.00	
121848	119584		Community Advertising		150.00
			Line Amount Total		150.00
89315	11/18/21	V00285	Shoppa's Farm Supply	1,674.32	
121900	119605		M&R TOE-2019 John Deere Gator HPX615E		349.00
121900	119605		M&R TOE-John Deere Gator		369.20
121901	119625		M&R TOE-John Deere Gator		414.24
121901	119625		M&R Groundskeeping Equipment-5510 John Deere		227.46
121901	119625		M&R TOE-2019 John Deere Gator HPX615E		144.41
121901	119625		M&R TOE-John Deere Gator		170.01
			Line Amount Total		1,674.32
89316	11/18/21	V00304	Star Asset Security	2,087.69	
121866	116837		Remove and re-install cameras to reskin buildings		
121866	116837		Invoiced 50% after removal/50% after installing		
121866	116837		Construction in Progress		
121866	116837		Construction in Progress		2,087.69
121866	116837		GSA Contract No. GS-07F-9617S		
			Line Amount Total		2,087.69
89317	11/18/21	V00307	Joyce Hudman, County Clerk	6,429.60	
121922	119654		Construction in Progress		6,429.60
			Line Amount Total		6,429.60
89318	11/18/21	V00332	United Rentals	599.00	
121914	119614		M&R Bldgs-Security Bldg		599.00
			Line Amount Total		599.00

Vendor Expenditure

Period: 11/01/21..11/30/21

Port Freeport

Friday, December 10, 2021

Page 19

FREEPORTMARY

Check No.	Check Date	Vendor No.	Vendor Name	Check Amount	
Invoice No.	PO No.	GL Account Name	Line Description		Line Amount
89319	11/18/21	V00343	National Waterways Conference, Inc.	5,025.00	
121925		119638	Dues & Memberships & Licenses		127.08
121925		119638	Dues & Memberships & Licenses		1,397.92
121865		119593	Industry Advertising		3,500.00
			Line Amount Total		5,025.00
89320	11/18/21	V00350	Calumet Branded Products, LLC	438.34	
121874		119627	Fuel/Oil		438.34
			Line Amount Total		438.34
89321	11/18/21	V00390	Government Finance Officers Association of Texas	80.00	
121885		119622	Dues & Memberships & Licenses		80.00
			Line Amount Total		80.00
89322	11/18/21	V00408	Everbridge	9,562.34	
121804		119356			
121804		119356			
121804		119356	Smart Weather Alerting For 1 Location		104.05
121804		119356	Community Engagement for 150 Contacts		981.32
121804		119356	Community Engagement for 150 Contacts		89.21
121804		119356	Smart Weather Alerting For 1 Location		1,144.58
121804		119356	Incident Management for 150 Contacts		2,714.30
121804		119356	Incident Management for 150 Contacts		246.76
121804		119356	Mass Notification Base for 150 Contacts		3,925.28
121804		119356	Mass Notification Base for 150 Contacts		356.84
			Line Amount Total		9,562.34
89323	11/18/21	V00456	Superior Fence Services	2,615.00	
121928		119487	Emergency Recovery Efforts - Hurricane		2,615.00
121928		119487	Replace Control Arm on Swing Gate		
121928		119487	Hurricane Nicholas Storm Repairs		
			Line Amount Total		2,615.00
89324	11/18/21	V00459	Environmental Systems Research Institute, Inc.	4,100.00	
121919		119264	Contract Services		
121919		119264	ArcGIS Desktop Advanced		
121919		119264	Contract Services		
121919		119264	ArcGIS Online Creator		
121919		119264	Contract Services		100.00
121919		119264	ArcGIS Online Viewer		
121919		119264	Quote # 26043821		
121860		119264	Contract Services		3,000.00
121860		119264	ArcGIS Desktop Advanced		
121860		119264	Contract Services		1,000.00
121860		119264	ArcGIS Online Creator		
121860		119264	Contract Services		
121860		119264	ArcGIS Online Viewer		
121860		119264	Quote # 26043821		
			Line Amount Total		4,100.00
89325	11/18/21	V00511	Mark Quilty	1,918.00	
121891		119624	Dues & Memberships & Licenses		180.00
121892		119652	Flexible Spending Emp Reimbursement		799.00
121893		119653	Flexible Spending Emp Reimbursement		939.00
			Line Amount Total		1,918.00

Vendor Expenditure

Period: 11/01/21..11/30/21

Port Freeport

Friday, December 10, 2021

Page 20

FREEPORTMARY

Check No.	Check Date	Vendor No.	Vendor Name	Check Amount	
Invoice No.	PO No.	GL Account Name	Line Description		Line Amount
89326	11/18/21	V00517	Covenant K9 Detection Services	3,150.00	
121770		119365	Security Service Fees		3,150.00
121770		119365	Day Rate for K9 Detection Services (6 hours / Day		
121770		119365	October 2021 - September 2022		
121770		119365	Board Approved 9/23/2021		
			Line Amount Total		3,150.00
89327	11/18/21	V00539	Cintas	512.84	
121875		119633	Safety Supplies		512.84
			Line Amount Total		512.84
89328	11/18/21	V00593	McAllen Signal and Boring , LLC	500.00	
121807		115671	M&R Rail-Other		500.00
121807		115671	Highway 36 Railroad Crossing Singal Maint. & Insp		
			Line Amount Total		500.00
89329	11/18/21	V00608	Economic Development Alliance for Brazoria Countv	600.00	
121952		119600	Community Events		150.00
121952		119600	Community Events		150.00
121952		119600	Community Events		225.00
121952		119600	Community Events		75.00
			Line Amount Total		600.00
89330	11/18/21	V00663	B&K Motor Parts, Inc	1,560.29	
121932		119636	M&R Vehicles-Chevy S-10		27.19
121932		119636	M&R TOE-General Terminal Ops Equip & Tools		251.42
121932		119636	M&R Vehicles-Chevy S-10		55.36
121932		119636	M&R Vehicles-Chevy S-10		16.34
121932		119636	M&R Groundskeeping Equipment-5510 John Deere		49.92
121932		119636	Fuel/Oil		217.28
121932		119636	M&R TOE-General Terminal Ops Equip & Tools		34.72
121932		119636	Fuel/Oil		306.45
121932		119636	M&R TOE-General Terminal Ops Equip & Tools		309.66
121932		119636	Fuel/Oil		155.96
121932		119636	M&R TOE-General Terminal Ops Equip & Tools		36.45
121932		119636	M&R Groundskeeping Equipment-X-Mark Zero Turn 60"		54.60
121932		119636	Fuel/Oil		44.94
			Line Amount Total		1,560.29
89331	11/18/21	V00668	DARE Capital Partners, LLC	2,371.85	
121918		119610	M&R Other-Mowing, Weed Control Etc		895.05
121918		119610	Maint & Repair - Pallets		1,476.80
			Line Amount Total		2,371.85
89332	11/18/21	V00770	UniFirst Holdings Inc.	130.04	
121869		117829	Annual Contract - Ops Employees uniforms, mats		
121869		117829	towels, soap etc.		
121869		117829	Maint and Operations Supplies		70.98
121869		117829	Other Receivables		14.18
121869		117829	M&R Bldgs-Operations Bldg		
121869		117829	Annual Contract - EOC mats, soap etc.		
121869		117829	M&R Bldgs-Security Bldg		14.00
121869		117829	Annual Contract - Admin mats, soap etc.		
121869		117829	M&R Bldgs-Admin Bldg 1100 Cherry St		30.88
121869		117829	3Year Aggreement Effective June 2021 - May 2023		
121869		117829	2% Annual Increase based on BuyBoard - No auto		

Vendor Expenditure

Period: 11/01/21..11/30/21

Port Freeport

Friday, December 10, 2021

Page 21

FREEPORTMARY

Check No.	Check Date	Vendor No.	Vendor Name	Check Amount	
Invoice No.	PO No.	GL Account Name	Line Description		Line Amount
121869	117829		renewal after the end of Year 3		
121869	117829		Year 1 of 3 Year Agreement June 2021 - May 2022		
			Line Amount Total		130.04
89333	11/18/21	V00809	Thomas Reuters Holdings Inc.	187.00	
121962	118864		Subscriptions		187.00
121962	118864		Monthly Feature Fee for CLEAR Investigation/		
121962	118864		Background Services for 1 Year		
121962	118864		October 2021 - September 2022		
			Line Amount Total		187.00
89334	11/18/21	V00832	Cordray, P.C.	2,625.00	
121631	119442		Legal Fees		2,625.00
			Line Amount Total		2,625.00
89335	11/18/21	V00833	M & J Environmental Services LLC	419.00	
121956	119313		Disinfectant Treatment for Admin-5,000 sq ft (77%)		322.63
121956	119313		Disinfectant Reatment for EOC - 1,500 sq ft (23%)		96.37
			Line Amount Total		419.00
89336	11/18/21	V00844	Brian D. Kennemer	2,362.50	
121949	119635		Construction in Progress		2,362.50
			Line Amount Total		2,362.50
89337	11/18/21	V00845	Cornelio R. Koole	94,000.00	
121915	119641		Construction in Progress		94,000.00
			Line Amount Total		94,000.00
89338	11/18/21	V00250	Lincoln National Life Insurance Company	2,229.12	
121955	119637		Group STD Insurance		264.85
121955	119637		Group STD Insurance		148.05
121955	119637		Group STD Insurance		440.48
121955	119637		Group STD Insurance		15.33
121955	119637		Group STD Insurance		115.89
121955	119637		Group STD Insurance		43.00
121955	119637		Group STD Insurance		41.55
121955	119637		Group STD Insurance		87.07
121955	119637		Group STD Insurance		47.20
121955	119637		Group STD Insurance		46.40
121955	119637		Group LTD Insurance		223.68
121955	119637		Group LTD Insurance		124.40
121955	119637		Group LTD Insurance		298.79
121955	119637		Group LTD Insurance		9.26
121955	119637		Group LTD Insurance		116.21
121955	119637		Group LTD Insurance		42.28
121955	119637		Group LTD Insurance		25.12
121955	119637		Group LTD Insurance		64.57
121955	119637		Group LTD Insurance		28.53
121955	119637		Group LTD Insurance		46.46
			Line Amount Total		2,229.12
89339	11/18/21	V00159	Principal Life Insurance-PLIC-SBD Grand Island	2,751.06	
121959	119667		Group Dental Insurance		378.97
121959	119667		Group Dental Insurance		245.23
121959	119667		Group Dental Insurance		698.83
121959	119667		Group Dental Insurance		13.13
121959	119667		Group Dental Insurance		296.61

Vendor Expenditure

Period: 11/01/21..11/30/21

Port Freeport

Friday, December 10, 2021

Page 22

FREEPORTMARY

Check No.	Check Date	Vendor No.	Vendor Name	Check Amount	
	Invoice No.	PO No.	GL Account Name	Line Description	Line Amount
	121959	119667		Group Dental Insurance	68.12
	121959	119667		Group Dental Insurance	51.99
	121959	119667		Group Dental Insurance	207.96
	121959	119667		Group Dental Insurance	94.37
	121959	119667		Group Dental Insurance	166.99
	121959	119667		Group Dental Insurance	-4.50
	121959	119667		Other Receivables	51.99
	121959	119667		Group Vision Insurance	79.74
	121959	119667		Group Vision Insurance	51.57
	121959	119667		Group Vision Insurance	149.12
	121959	119667		Group Vision Insurance	3.03
	121959	119667		Group Vision Insurance	61.23
	121959	119667		Group Vision Insurance	13.02
	121959	119667		Group Vision Insurance	12.08
	121959	119667		Group Vision Insurance	48.32
	121959	119667		Group Vision Insurance	19.08
	121959	119667		Group Vision Insurance	33.43
	121959	119667		Group Vision Insurance	-1.33
	121959	119667		Other Receivables	12.08
				Line Amount Total	2,751.06
			Texas Gulf Bank Accounts Payable	2,051,746.07	



Government Finance Officers Association

Certificate of
Achievement
for Excellence
in Financial
Reporting

Presented to

**Port Freeport
Texas**

For its Annual Comprehensive
Financial Report
For the Fiscal Year Ended

September 30, 2020

Christopher P. Morill

Executive Director/CEO



1100 CHERRY ST. • FREEPORT, TX 77541
(979) 233-2667 • 1 (800) 362-5743 • FAX: (979) 373-0023
WWW.PORTFREEPORT.COM

MEMORANDUM

TO: Commissioners
Directors
Legal Counsel

FROM: Jason Hull, P.E. *JH*
Director of Engineering

DATE: January 13, 2022

SUBJECT: East End Properties 2021

Montrose Environmental Solutions, Inc. was selected to perform air quality monitoring during the abatement portion of the East End Properties 2021 project. Montrose Environmental was selected on the basis of their demonstrated competence and qualifications to perform these services.

Attached is a proposal from Montrose Environmental in the amount not to exceed \$52,617.75.

We are recommending approval of this PSA.

attachments

PORT COMMISSION

JOHN HOSS, CHAIRMAN; RUDY SANTOS, VICE CHAIRMAN; DAN CROFT, SECRETARY; ROB GIESECKE, ASST. SECRETARY;
RAVI K. SINGHANIA, COMMISSIONER; SHANE PIRTLE, COMMISSIONER; PHYLLIS SAATHOFF, EXECUTIVE DIRECTOR/CEO

**RESOLUTION AUTHORIZING EXECUTION OF
AGREEMENTS RELATED TO
THE NOAA FREEPORT PHYSICAL OCEANOGRAPHIC REAL-TIME SYSTEM**

At the regular meeting of the Port Commission of Port Freeport held at the Administration Building of Port Freeport at 1100 Cherry Street, Freeport, Texas, on January 13, 2022, among other business, on motion duly made and seconded, the following resolution was passed and adopted:

FINDINGS:

1. Due and proper notice of the date, time, place, and purpose of this meeting has been duly given in accordance with the provisions of the Texas Open Meetings Act, and such meeting has been conducted in accordance with said Open Meetings Act.

2. The Port has been working with local stakeholders, including the Brazos Pilots, to determine the need for real time oceanic and atmospheric data collection.

3. The U.S. Department of Commerce, National Oceanic and Atmospheric Administration (NOAA), National Ocean Service, through the Center for Operational Oceanographic Products and Services (hereafter referred to as “CO-OPS”) has prepared an Unfunded Agreement (the “CO-OPS Agreement”) to establish the requirements for NOAA to receive and distribute data from the Freeport Physical Oceanographic Real Time System, hereafter referred to as Freeport PORTS® (FRPORTS®). PORTS® is a program that supports safe and cost-efficient navigation by providing ship masters, pilots, and other users with accurate real-time information required for safe vessel loading and transit, and to avoid groundings and collisions.

4. Freeport LNG Development, L.P. has agreed to pay the full cost of procurement, construction and installation of the two current meters (the “Current Meter Systems”) required under the terms of the CO-OPS Agreement and to reimburse Port Freeport for costs incurred in the operation, maintenance and management of the Current Metering Systems for the first two years after completion and installation of the Current Meter Systems, as set forth in a letter agreement dated January 13, 2022 (the “FLNG Letter Agreement”).

5. After review and consideration of the CO-OPS Agreement and the FLNG Letter Agreement (collectively, the “Agreements”), the Port Commission finds and determines that the terms of the Agreements are acceptable, and execution of the Agreements should be approved.

NOW, THEREFORE, BE IT RESOLVED, that the form and substance of the proposed Agreements be, and are hereby, authorized and approved; and

BE IT FURTHER ORDERED AND RESOLVED, that Phyllis Saathoff, Executive Director/CEO of Port Freeport be, and is hereby, singularly authorized and directed to execute and deliver the Agreements, substantially in the form presented at this meeting and with such nonmaterial changes as may be approved by the official executing same, their execution thereof to constitute conclusive evidence of such approval.