

AGENDA

**Port Freeport
Port Commission
Regular Meeting
Thursday, December 16, 2021, 1:00 pm - 5:00 pm
In Person & Videoconference - Administration Building - 1100 Cherry Street - Freeport**

This meeting may be attended virtually or in person.

The meeting will be conducted pursuant to Section 551.127 of the Texas Government Code titled "Videoconference Call." This statute provides public officials, employees and members of the public may participate remotely in a public meeting by videoconference call. The Port Commission is utilizing this existing statute to ensure the greatest amount of access to the public and ensure the ability of all Commissioners to participate in meetings.

The quorum of the Port Commission will be located at the Commissioner Meeting Room located at 1100 Cherry Street, Freeport, Texas ("Meeting Location"). The Port Commission intends to have a quorum at the Meeting Location. The presiding Commissioner of this meeting will be physically present at the Meeting Location. The public will be permitted to physically attend the meeting at the Meeting Location.

Public comment will be available at the beginning of the meeting during the agenda item devoted to public comment. Public comment may be communicated virtually and in person, but in either event public comment will be limited to 5 minutes per participant and must be communicated verbally. Following public comment, the public will not be permitted to communicate with the Port Commission.

This meeting agenda and agenda packet is posted online at www.portfreeport.com

The videoconference is available online as follows:

Join Zoom Meeting

<https://us02web.zoom.us/j/85197688118?pwd=VHBTZGM5VzBVOHZQazBNDkrZVdCQT09>

Meeting ID: 851 9768 8118

Passcode: 088192

Dial by your location

1 346 248 7799 US (Houston)

1 253 215 8782 US (Tacoma)

1 669 900 9128 US (San Jose)

1 312 626 6799 US (Chicago)

1 646 558 8656 US (New York)

1 301 715 8592 US (Washington DC)

Meeting ID: 851 9768 8118

Find your local number: <https://us02web.zoom.us/j/kwrDgg7tv>

1. CONVENE OPEN SESSION in accordance with Texas Government Code Section 551.001, et. seq., to review and consider the following:
2. Invocation.
3. Pledge of Allegiance: U.S. Flag & Texas Flag
4. Roll Call.

5. Public Comment. (Public comment will be limited to 5 minutes per participant and can be completed in person or virtually)
6. Approval of minutes from the Regular Meeting held November 17, 2021.
7. Presentation of check to Texas Port Ministry from proceeds of Port Freeport Golf Tournament.
8. Recognition, including but not limited to: Cordoba Law Firm and Port Employees.
9. Receive reports from Executive Staff on activities and matters related to COVID-19 health safety matters, administrative affairs, financial results, facility engineering matters, operations and vessel activity, port safety matters, port security matters, Port tenant updates, USCOE, and other related port affairs.
 - A. Executive Director/CEO
 - B. Chief Financial Officer
 - C. Director of Engineering
 - D. Director of Operations
 - E. Director of Business & Economic Development
10. Receive reports from Commissioners on matters related to:
 - A. December 6 OSS Advisory Committee
 - B. Meetings and conferences attended, Port presentations and other related Port Commission matters.
11. Approval of financial reports presented for the period ending October 31, 2021.
12. Approval of Stevedore License renewals submitted by the following:

Ceres Gulf, Inc.
Cooper/Ports America LLC
Gulf Stevedoring Services, LLC
Gulf Stream Marine, Inc.
James J. Flanagan Shipping
Mammoet USA South, Inc.
Ports America Texas, Inc.
Red Hook ConRo Terminals LLC
Richardson Stevedoring & Logistic Services, Inc.
Suderman Contracting Stevedores, Inc.
13. Discuss and consider setting the 2022 Port Commission meeting dates and Strategic Workshop date(s).
14. EXECUTIVE SESSION in accordance with Subchapter D of the Open Meetings Act, Texas Government Code Section 551.001, et. seq., to review and consider the following:
 - A. Under authority of Section 551.071 (Consultation with Attorney):
 1. Consultation with attorney to discuss potential litigation.
 2. Consultation with attorney to discuss pending litigation.
 - B. Under authority of Section 551.072 (Deliberation of Real Property Matters) for discussion regarding:
 1. Discussion regarding the potential exchange, lease, or value of real property located in Freeport, Texas, including but not limited to the area known as the East End of Freeport and bordered by or adjacent to the following streets: FM 1495; East 2nd Street; Terminal Street and East 8th Street in Freeport, Texas.
 2. The potential purchase, exchange, lease or value of real property located at Port Freeport, including but not limited to the real property located at and contiguous to Berths 1, 2, 5 and 7.
 3. The potential exchange, lease, or value of real property located at Port Freeport, including but not limited to Parcel 14 and property located on Quintana Island.
 - C. Under authority of Section 551.074 (Deliberation of Personnel Matters) for discussion regarding:
 1. Deliberation regarding the appointment, employment, evaluation, reassignment, duties of a public officer or employee, including but not limited to: Executive Director/CEO.
15. RECONVENE OPEN SESSION:
16. Adjourn.

The Port Commission does not anticipate going into a closed session under Chapter 551 of the Texas Government Code at this meeting for any other items on the agenda, however, if necessary, the Port Commission may go into a closed session as permitted by law regarding any item on the agenda.

With this posted notice, Port Commissioners have been provided certain background information on the above listed agenda items. Copies of this information can be obtained by the public at the Port Administrative offices at 1100 Cherry Street, Freeport, TX.

A handwritten signature in black ink, reading "Phyllis Saathoff". The signature is written in a cursive, flowing style.

Phyllis Saathoff, Executive Director/CEO

PORT FREEPORT

In compliance with the Americans with Disabilities Act, the District will provide for reasonable accommodations for persons attending its functions. Requests should be received at least 24 hours in advance.

Minutes of Port Commission Special Meeting

November 17, 2021

In Person & Videoconference

A Special Meeting of the Port Commission of Port Freeport was held November 17, 2021, beginning at 1:05 PM at the Administration Building, 1100 Cherry Street, Freeport, Texas.

Commissioner Hoss noted the following information that was included on the posted agenda.

This meeting may be attended virtually or in person.

The meeting will be conducted pursuant to Section 551.127 of the Texas Government Code titled "Videoconference Call." This statute provides public officials, employees and members of the public may participate remotely in a public meeting by videoconference call. The Port Commission is utilizing this existing statute to ensure the greatest amount of access to the public and ensure the ability of all Commissioners to participate in meetings during the COVID-19 pandemic.

The quorum of the Port Commission will be located at the Commissioner Meeting Room located at 1100 Cherry Street, Freeport, Texas ("Meeting Location"). The Port Commission intends to have a quorum at the Meeting Location. The presiding Commissioner of this meeting will be physically present at the Meeting Location. The public will be permitted to physically attend the meeting at the Meeting Location.

Public comment will be available at the beginning of the meeting during the agenda item devoted to public comment. Public comment may be communicated virtually and in person, but in either event public comment will be limited to 5 minutes per participant and must be communicated verbally. Following public comment, the public will not be permitted to communicate with the Port Commission.

This meeting agenda and agenda packet is posted online at www.portfreeport.com

The videoconference is available online as follows:

Join Zoom Meeting

<https://us02web.zoom.us/j/82785970807?pwd=c3B1RThrdFNyNW5ONzZkK0dhUzI1dz09>

Meeting ID: 827 8597 0807

Passcode: 982650

Dial by your location

- +1 346 248 7799 US (Houston)
- +1 669 900 9128 US (San Jose)
- +1 253 215 8782 US (Tacoma)
- +1 646 558 8656 US (New York)
- +1 301 715 8592 US (Washington DC)
- +1 312 626 6799 US (Chicago)

Meeting ID: 827 8597 0807

Find your local number: <https://us02web.zoom.us/u/kW2h4iIX>

Commissioners present in person:

- Mr. John Hoss, Chairman
- Mr. Rudy Santos, Vice Chairman
- Mr. Dan Croft, Secretary
- Mr. Rob Giesecke, Asst. Secretary
- Mr. Ravi Singhania, Commissioner
- Mr. Shane Pirtle, Commissioner

Staff Members Present:

Mr. Jason Cordoba, Legal Counsel
Ms. Phyllis Saathoff, Executive Director/CEO
Mr. Rob Lowe, Director of Administration/CFO
Mr. Al Durel, Director of Operations
Mr. Mike Wilson, Director of Economic Development & Freight Mobility
Mr. Jason Hull, Director of Engineering
Mr. Chris Hogan, Director of Protective Services
Mr. Jason Miura, Director of Business & Economic Development
Mr. Brandon Robertson, Network Systems Manager
Ms. Missy Bevers, Executive Assistant
Ms. Mary Campus, Controller
Ms. Tricia Vela, Public Affairs Assistant

Also, present:

Mr. Bobby Fuller, Texas Port Ministry
Mr. Eddie Saucedo, Vulcan Materials
Mr. Zach Dooley, Vulcan Materials
Mr. Ryan Bass, Vulcan Materials
Mr. Terry Cummins, Vulcan Materials
Mr. Donny Chan, Maxter Healthcare Inc
Mr. Stanley Thai, Supermax Healthcare Inc
Mr. Eric Geisler, Economic Incentive Services
Ms. Brandei Goolsby, Gulf Coast Employee Benefit Services
Mr. Henry Chambliss

1. CONVENE OPEN SESSION in accordance with Texas Government Code Section 551.001, et. seq., to review and consider the following:
2. Adoption of a Resolution approving the application for tax abatement between Port Freeport and Maxter Healthcare Inc. regarding a \$340 million medical glove manufacturing facility for property located in Brazoria County Reinvestment Zone No. 21-05, approving Tax Abatement Agreement on the same terms and conditions as granted to Maxter Healthcare Inc. by Brazoria County and authorizing Chairman and Secretary to execute said agreement.

Mr. Lowe stated that Maxter Healthcare is evaluating the construction of a manufacturing facility to produce medical/surgical gloves. The proposed site is within Brazoria County Reinvestment Zone 21-05 at the intersection of CR 52 and CR 48. The project is a \$340 million investment and is a 7-year term of tax abatement. The estimated value after the abatement expires is \$285,000,000. 750 permanent jobs will be created with 25 constructions jobs at start, 300 at peak and 35 upon completion. After conducting its assessment and reviewing with the Finance Advisory Committee, staff recommends approval of a 7-year term abatement which is consistent with the agreement approved by Brazoria County. Mr. Eric Geisler, Economic Incentive Services gave a brief overview of the project and was available for questions from commission members. Also present was Mr. Stanley Thai, Founder and President of Supermax Healthcare as well as Mr. Donny Chan, Director of Business Development and Government Affairs.

A motion was made by Commissioner Singhanian to approve a 7-year tax abatement agreement at 100% as recommended by staff. The motion was seconded by Commissioner Giesecke with all Commissioners present voting in favor of the motion.

3. Adjourn.

With no further business before the Commission, the meeting adjourned at 6:01 PM.

John Hoss, Chairman

Rudy Santos, Vice Chairman

Dan Croft, Secretary

Rob Giesecke, Asst. Secretary

Ravi K. Singhanian, Commissioner

Shane Pirtle, Commissioner

Minutes of Port Commission Regular Meeting

November 17, 2021

In Person & Videoconference

A Regular Meeting of the Port Commission of Port Freeport was held November 17, 2021, beginning at 1:05 PM at the Administration Building, 1100 Cherry Street, Freeport, Texas.

Commissioner Hoss noted the following information that was included on the posted agenda.

This meeting may be attended virtually or in person.

The meeting will be conducted pursuant to Section 551.127 of the Texas Government Code titled "Videoconference Call." This statute provides public officials, employees and members of the public may participate remotely in a public meeting by videoconference call. The Port Commission is utilizing this existing statute to ensure the greatest amount of access to the public and ensure the ability of all Commissioners to participate in meetings during the COVID-19 pandemic.

The quorum of the Port Commission will be located at the Commissioner Meeting Room located at 1100 Cherry Street, Freeport, Texas ("Meeting Location"). The Port Commission intends to have a quorum at the Meeting Location. The presiding Commissioner of this meeting will be physically present at the Meeting Location. The public will be permitted to physically attend the meeting at the Meeting Location.

Public comment will be available at the beginning of the meeting during the agenda item devoted to public comment. Public comment may be communicated virtually and in person, but in either event public comment will be limited to 5 minutes per participant and must be communicated verbally. Following public comment, the public will not be permitted to communicate with the Port Commission.

This meeting agenda and agenda packet is posted online at www.portfreeport.com

The videoconference is available online as follows:

Join Zoom Meeting

<https://us02web.zoom.us/j/82785970807?pwd=c3B1RThrdFNyNW5ONzZkK0dhUzI1dz09>

Meeting ID: 827 8597 0807

Passcode: 982650

Dial by your location

- +1 346 248 7799 US (Houston)
- +1 669 900 9128 US (San Jose)
- +1 253 215 8782 US (Tacoma)
- +1 646 558 8656 US (New York)
- +1 301 715 8592 US (Washington DC)
- +1 312 626 6799 US (Chicago)

Meeting ID: 827 8597 0807

Find your local number: <https://us02web.zoom.us/j/kW2h4iIX>

Commissioners present in person:

- Mr. John Hoss, Chairman
- Mr. Rudy Santos, Vice Chairman
- Mr. Dan Croft, Secretary
- Mr. Rob Giesecke, Asst. Secretary
- Mr. Ravi Singhanian, Commissioner
- Mr. Shane Pirtle, Commissioner

Staff Members Present:

Mr. Jason Cordoba, Legal Counsel
Ms. Phyllis Saathoff, Executive Director/CEO
Mr. Rob Lowe, Director of Administration/CFO
Mr. Al Durel, Director of Operations
Mr. Mike Wilson, Director of Economic Development & Freight Mobility
Mr. Jason Hull, Director of Engineering
Mr. Chris Hogan, Director of Protective Services
Mr. Jason Miura, Director of Business & Economic Development
Mr. Brandon Robertson, Network Systems Manager
Ms. Missy Bevers, Executive Assistant
Ms. Mary Campus, Controller
Ms. Tricia Vela, Public Affairs Assistant

Also, present:

Mr. Bobby Fuller, Texas Port Ministry
Mr. Eddie Saucedo, Vulcan Materials
Mr. Zach Dooley, Vulcan Materials
Mr. Ryan Bass, Vulcan Materials
Mr. Terry Cummins, Vulcan Materials
Mr. Donny Chan, Maxter Healthcare Inc
Mr. Stanley Thai, Supermax Healthcare Inc
Mr. Eric Geisler, Economic Incentive Services
Ms. Brandei Goolsby, Gulf Coast Employee Benefit Services
Mr. Henry Chambless

1. CONVENE OPEN SESSION in accordance with Texas Government Code Section 551.001, et. seq., to review and consider the following:
2. Invocation – Mr. Bobby Fuller, Texas Port Ministry
3. Pledge of Allegiance – U.S. Flag and Texas Flag
4. Roll Call – Commissioner Hoss stated that all Commissioners were present in the Board Room.
5. Public Comment – There were no public comments.
6. Approval of minutes from the following meetings held...
October 28, 2021 Special Meeting
October 28, 2021 Regular Meeting
November 3, 2021 Special Meeting

A motion was made by Commissioner Croft to approve the minutes as presented. The motion was seconded by Commissioner Pirtle with all Commissioners present voting in favor of the motion.

7. Adoption of a Resolution approving the application for tax abatement between Port Freeport and Maxter Healthcare Inc. regarding a \$340 million medical glove manufacturing facility for property located in Brazoria County Reinvestment Zone 21-05, approving Tax Abatement Agreement on the same terms and conditions as granted to Maxter Healthcare Inc. by Brazoria County and authorizing Chairman and Secretary to execute said agreement.

Mr. Lowe stated that Maxter Healthcare is evaluating the construction of a manufacturing facility to produce medical/surgical gloves. The proposed site is within Brazoria County Reinvestment Zone 21-05 at the intersection of CR 52 and CR 48. The project is a \$340 million investment and is a 7-year term of tax abatement. The estimated value after the abatement expires is \$285,000,000. 750 permanent jobs will be created with 25 construction jobs at start, 300 at peak and 35 upon completion. After conducting its assessment and reviewing with the Finance Advisory Committee, staff recommends approval of a 7-year term abatement which is consistent with the agreement approved by Brazoria County. Mr. Eric Geisler, Economic Incentive Services gave a brief overview of the project and was available for questions from commission members. Also present was Mr. Stanley Thai, Founder and President of Supermax Healthcare as well as Mr. Donny Chan, Director of Business Development and Government Affairs.

A motion was made by Commissioner Singhania to approve a 7-year tax abatement agreement at 100% as recommended by staff. The motion was seconded by Commissioner Giesecke with all Commissioners present voting in favor of the motion.

8. Receive presentation from Vulcan Construction Materials.
Ms. Saathoff stated that Vulcan Construction Materials has approached the Port about operating an asphalt mixing plant on their existing Parcel 14 lease site. Vulcan has reviewed the proposed asphalt mixing plant with City of Freeport management and presented the project to the Freeport City Counsel at the November 15th meeting. Additionally, Vulcan has extended an invitation to the city and to the Port visit their Lockwood Facility in Houston. Staff has asked Vulcan to present an overview of the proposed operation to the Port Commission today. Mr. Zach Dooley, Mr. Ryan Bass, Mr. Terry Cummins and Mr. Eddie Saucedo with Vulcan Materials gave an overview of the company and the proposed asphalt mixing plant operation and other sites successfully operating near schools and residential areas. It was explained that the asphalt would be supplied to the TxDOT State Highway 36 project from FM1495 to the diversion channel bridge. and Vulcan answered questions from commission members about the mixing operation.
9. Approval of a renewal for Port Freeport Health, Dental and Vision Insurance.

Ms. Campus presented the renewal for the Port's health, dental and vision insurance for 2022 stating that Blue Cross Blue Shield (BCBS) has offered a renewal plan with an increase of 6.2% in premium. Ms. Campus noted that the budget was calculated using a 12% increase, therefore, the medical portion is well within the budget. Staff recommendation is to renew the BCBS plan as proposed and maintain the existing cost share. Ms. Campus stated the current dental/vision plan is through Principal and staff had a request to look at the caps or maximums Principal would pay. The current plan has an annual maximum of \$1500 and staff requested a proposal for a \$2000 annual maximum. Principal stated that by offering two plans, they will offer a 1% reduction in premium rather than the 4.2% increase they initially proposed. Staff has structured the alternate offering as a buy up plan. If an employee chooses

the alternate plan, the Port's cost will remain the same and the employee will absorb the additional cost. Staff recommends approval of this plan.

A motion was made by Commissioner Pirtle to renew the contracts as recommended by staff. The motion was seconded by Commissioner Singhanian with all Commissioners present voting in favor of the motion.

10. Receive reports from Executive Staff on activities and matters related to COVID-19 health safety matters, administrative affairs, financial results, facility engineering matters, operations and vessel activity, port safety matters, port security matters, Port tenant updates, USCOE, and other related port affairs.

A. Executive Director/CEO

Ms. Saathoff reminded the Port Commission and staff there will only be one board meeting next month on December 16. Proposed board meeting dates for 2022 have been uploaded to BoardPac for the Commission to review. These dates will be on the agenda for approval at the next meeting. Since the last meeting, the Corps has signed the contract for the Reach 2 widening with Orion however, the dredge is not expected on site until February. Staff participated on a call with OMB to discuss the channel project and its current status since the last update. Ms. Saathoff reported the Infrastructure Investment and Jobs Act was passed and signed by the president which triggers a 60-day clock for the USACO to spend \$1.5 million allocated for deep draft navigation projects. Staff also met with the Transportation Coordination Safety Group to discuss the upcoming projects in the Freeport area. Tim Kelty, Freeport City Manager, has requested a meeting with Representative Vasut to discuss the importance of close coordination between TxDOT, the City and the Port because of the traffic issues that could develop over the next several years due to the overlapping projects. Ms. Saathoff received a call from the city administrator for Quintana with concern regarding dump trucks, traveling to Quintana, losing material on the bridge causing a safety issue with slickness. This is not related to any Port projects, but TxDOT has been notified and will be sweeping the bridge. Ms. Saathoff recognized Josh Seymour, FTZ Coordinator, who recently completed the Brazosport Leadership Class. Ms. Saathoff reminded the Port Commission that G&H Towing will hold their dock christening event November 18. Dow and Maersk are also holding an Inclusion and Diversity event November 18. Ms. Saathoff was interviewed earlier in the day by Fox News regarding the state of the current supply chain. The Transportation and Infrastructure Summit was recently held where Ms. Saathoff gave an update on the port. She also attended the Finished Vehicles Conference and was a speaker at the BayTran luncheon.

B. Chief Financial Officer

Mr. Lowe gave a presentation regarding the financial results for the month of September.

C. Director of Engineering

In addition to his written report, Mr. Hull shared a current photo of the Berth 8 construction progress. He also noted the old Mammoet staging area where material excavated from the water is being used to improve the grade.

D. Director of Operations

Mr. Durel noted new items included in the Operations report for the fiscal year which include running total of vessels port wide, total vehicles, containers and railcars. He also noted that Mike Quilty is back at work after being out a few weeks. Snapshot look into

November shows a Vulcan vessel as well as a heavy lift vessel. Overall, November looks to be a good month.

E. Director of Business & Economic Development

In addition to his written report, Mr. Miura stated that staff is working on initial steps for the website redevelopment polling staff and management for improvement suggestions. Staff will also be reaching out to the Port Commission and the Port Community Advisory Panel for feedback regarding the website. Additionally, he made note of the Vulcan Lockwood facility visit scheduled for November 23 and a subsequent visit that will take place December 10.

11. Receive report from Commissioners on matters related to:

- A. November 17 Personnel Advisory Committee – Commissioner Pirtle reported the committee discussed the retirement plan contribution as well as health/dental plans, both of which are on the agenda for approval.
- B. November 17 Finance Advisory Committee – Commissioner Croft reported the committee discussed Maxter Healthcare tax abatement and capital reserve contribution, both of which are on the agenda for approval.
- C. Meetings and conferences attended, Port presentations and other related Port Commission matters.

Commissioner Pirtle reported attending the Transportation and Infrastructure Summit, 36A Executive Committee meeting, United Way Board meeting, TxDOT Update, Houston Ship Channel Security meeting, Randy Weber reception, GLO discussion and gave a presentation to the Brazoria Lions Club. He also noted the Highway 36A Breakfast will be held November 18.

Commissioner Croft reported giving a presentation to the Lake Jackson Business Association. He also reported attending the East Matagorda Bay Inflow Study as well the BC Economic Development Alliance Executive Committee meeting and Board of Directors meeting.

Commissioner Singhania reported attending the Indo American Chamber Gala. He also noted the Panama Exposition that is tentatively scheduled for Spring 2022.

Commissioner Giesecke also reported attending the Transportation & Infrastructure Summit and Randy Weber Reception as well as the Warriors Refuge.

Commissioner Hoss noted he also attended the Transportation & Infrastructure Summit as well as the Randy Weber Reception.

12. Approval of financial reports presented for the period ending September 30, 2021

A motion was made by Commissioner Pirtle to approve the financial reports as presented. The motion was seconded by Commissioner Croft with all Commissioners present voting in favor of the motion.

13. Approval of Amendment No. 1 to the Project Partnership Agreement between the Department of the Army and Port Freeport for Freeport Harbor Channel Improvement Project.

Mr. Hull stated this amendment to the PPA (Project Partnership Agreement) allows the Port to accelerate its non-federal cost share to the project in the event funding is interrupted and gives the Port flexibility to keep the project moving. The process to amend the PPA was initiated in March of this year.

A motion was made by Commissioner Pirtle to approve the Amendment. The motion was seconded by Commissioner Singhanian with all Commissioners present voting in favor of the motion.

14. Approval of extension of agreement with McGuireWoods Consulting, LLC for consulting services.

Ms. Saathoff stated that McGuire Woods was hired when the public affairs manager went on leave to bridge the need and support from the public affairs standpoint for media posting to supplementing the department. Staff has continued to use their services however with the public affairs manager position now vacant, it has become necessary for staff to expand the services of McGuire Woods to assist with editorial writings, press releases, media relations, social media and provide support to Ms. Saathoff until the position is filled. Ms. Saathoff added that McGuire has done an excellent job with recent press releases and other materials, and request the Board authorize her to sign the contract as well as a purchase order for six months of services. Commissioner Singhanian expressed his concerns for the increase in fees and expenses as well as the number of consultants the Port has retained. Ms. Saathoff reiterated that she does not have the level of support in house at this time. After additional discussion, it was agreed to keep the monthly fee at \$5,000 fee for six months.

A motion was made by Commissioner Singhanian to authorize Ms. Saathoff to execute a contract with McGuire Woods for a six-month period in the amount of \$5,000 per month. The motion was seconded by Commissioner Pirtle with all Commissioners present voting in favor of the motion.

15. Approval of ABB Proposal for computer software upgrade for ZPMC Cranes.

Mr. Durel stated the proposal from ABB is to upgrade the ZPMC Cranes' computer system with both software and hardware. This update has been budgeted and will upgrade the system from XP to Windows 10. All items will be special ordered which will take 16-18 weeks. Mr. Robertson noted the update will allow ABB to remote in to assist with small issues that may arise. Mr. Don Mullett with operations added that without the system upgrade, the cranes will still work however, staff cannot determine what is going wrong when issues arise.

A motion was made by Commissioner Croft to approve the proposal. The motion was seconded by Commissioner Santos with all Commissioners present voting in favor of the motion.

16. Approval of renewal with Texas Association of Counties for Port Freeport Workers Compensation Policy.

Ms. Campus stated that Texas Association of Counties is a pool of government entities that the Port has utilized for over 25 years for workers compensation. This policy will renew January 1 and staff requests approval to renew the policy for 2022 in the amount of \$34,750.

A motion was made by Commissioner Singhania to approve the renewal. The motion was seconded by Commissioner Pirtle with all Commissioners present voting in favor of the motion.

17. Adoption of a Resolution approving the acceptance of the Port's portion of proceeds received from high bidders on delinquent tax property held in trust by Brazoria County, Texas and authorizing the Chairman to join in conveyance to high bidders.

A motion was made by Commissioner Pirtle to approve the resolution. The motion was seconded by Commissioner Santos with all Commissioners present voting in favor of the motion.

18. Adoption of a Resolution authorizing a contribution to fund Port reserves for capital improvements.

Mr. Lowe stated the capital reserve began in 2015 where the Port Commission approves a resolution to contribute to the reserve for capital improvements funds from operations in an amount equal to the M&O portion of the tax assessment for the year. Mr. Lowe shared a reconciliation of where the Port stands with the reserve. As of December 7, 2020, the reserve balance was \$24,004,940.00 with the Commission authorizing an \$18.8 million utilization of the reserve. To date, \$13,517,898.43 has been utilized toward the Berth 8 dredging. \$8,749.33 has been accrued in investment earnings bringing the balance to \$10,495,790.90. This year's proposed contribution to the reserve is \$3,627,381.00 which will bring the balance to \$14,123,171.90. Mr. Lowe noted that an additional \$1,052,288.98 will be paid for the Berth 8 dredging upon completion of the project. The additional payment will include the last 2% of the contract amount plus a 5% retainage. Staff recommends approval of the contribution. Commissioner Giesecke expressed his concern for the reserve and its purpose.

A motion was made by Commissioner Santos to adopt the resolution as presented. The motion was seconded by Commissioner Croft with all Commissioners present voting in favor of the motion and Commissioner Giesecke voting no.

19. Adoption of a Resolution authorizing a contribution to the Port Freeport Retirement Plan.

Mr. Lowe stated that staff met and discussed the contribution with the Personnel Advisory Committee prior to today's meeting and it is staff's recommendation to maintain a 6% contribution to the retirement plan.

A motion was made by Commissioner Pirtle to adopt the resolution. The motion was seconded by Commissioner Santos with all Commissioners present voting in favor of the motion.

20. Adoption of a Resolution recognizing Gary Basinger for his years of service to the Economic Development Alliance for Brazoria County.

Ms. Saathoff stated this resolution recognizes Mr. Basinger on his retirement from The Alliance. Mr. Basinger has been instrumental in supporting economic development in our region., He has been extremely helpful in assisting Port Freeport with parties interested in this area and with tax abatement applications. Staff has drafted this resolution for Mr. Basinger to recognize the great work he has done for our community.

A motion was made by Commissioner Singhanian to adopt the resolution. The motion was seconded by Commissioner Santos with all Commissioners present voting in favor of the motion.

21. Adoption of a Resolution recognizing Dr. Millicent Valek for her years of service as President for Brazosport College.

Ms. Saathoff stated this resolution recognizes Dr. Valek on her retirement from the college and for her many contributions which includes expanding the college to a four-year program. A reception will be held in December and staff wants to present this resolution recognizing all her accomplishments.

A motion was made by Commissioner Pirtle to adopt the resolution. The motion was seconded by Commissioner Singhanian with all Commissioners present voting in favor of the motion.

22. EXECUTIVE SESSION in accordance with Subchapter D of the Open Meetings Act, Texas Government Code Section 551.001, et. seq., to review and consider the following:

A. Under authority of Section 551.071 (Consultation with Attorney) for discussion regarding:

1. Discussion regarding legal issues arising out of 408 permit application related to property located on Freeport Harbor Channel.
2. Consultation with attorney to discuss pending litigation.
3. Consultation with attorney to discuss potential litigation.

B. Under authority of Section 551.072 (Deliberation Concerning Real Property Matters) for discussion regarding:

1. Discussion regarding the potential exchange, lease, or value of real property located in Freeport, Texas, including but not limited to the are known as the East End of Freeport and bordered by or adjacent to the following streets: FM1495; East 2nd Street; Terminal Street and East 8th Street in Freeport, Texas.
2. The potential purchase, exchange, lease, or value of real property located at Port Freeport, including but not limited to the real property located at and contiguous to Berths 1, 2, 5 and 7.
3. The potential exchange, lease, or value of real property located at Port Freeport, including but not limited to Parcel 14 and property on Quintana Island.

C. Under authority of Section 551.074 (Deliberation of Personnel Matters) for discussion regarding:

1. Deliberation regarding the appointment, employment, evaluation, reassignment, duties of a public officer or employee, including but not limited to: Executive Director/CEO.

D. Under authority of Section 551.076 (Deliberation of Security Matters) for discussion regarding:

1. Discussion regarding issues related to the deployment, or specific occasions for implementation of security personnel or devices or security audit and services.

23. RECONVENE OPEN SESSION:

24. Approval of a purchase with Waypoint for Arctic Wolfs Managed Network Security Services, for an amount not to exceed \$144,073.84.

Mr. Robertson stated the Port received a security grant in the amount of \$148,000 for the purchase of managed network security services. Three quotes were obtained with Waypoint submitting the lowest GSA quote which satisfies the federal grant requirements. The grant is a 25/75 split. Staff recommends awarding the contract to Waypoint in an amount not to exceed \$144,073.84.

A motion was made by Commissioner Croft to approve the purchase. The motion was seconded by Commissioner Singhania with all Commissioners present voting in favor of the motion.

25. Adjourn.

With no further business before the Commission, the meeting adjourned at 6:01 PM.

John Hoss, Chairman

Rudy Santos, Vice Chairman

Dan Croft, Secretary

Rob Giesecke, Asst. Secretary

Ravi K. Singhania, Commissioner

Shane Pirtle, Commissioner



1100 CHERRY ST. • FREEPORT, TX 77541
(979) 233-2667 • 1 (800) 362-5743 • FAX: (979) 233-5625
WWW.PORTFREEPORT.COM

MEMORANDUM

TO: Phyllis Saathoff, Executive Director/CEO
FROM: Darlene Winkler, Communications Specialist
DATE: December 16, 2021
SUBJECT: Public Affairs – December 2021

PUBLIC AFFAIRS

Communications and Media

Staff continues to post on social media port facts, press releases, safety awareness, hurricane preparedness, and other information pertinent to our community.

Hurricane Season/Weather Events – The website and social media are being maintained as a resource to the public for information on tropical weather events and effects on Port operations. Hurricane season ended November 30th.

COVID-19 – The website and various social media channels are being maintained as a resource to the public for information on COVID-19 as it relates to Port Freeport and the community.

Freeport Harbor Channel Marine Traffic – The website is being maintained as a resource to the Freeport Harbor Channel community for information on marine traffic related to FHCIP dredging that began in April 2021.

Freeport Harbor Channel Improvement Project – Staff continues to respond to inquiries from the public regarding Port Freeport and the Freeport Harbor Channel Improvement Project, as well as maintain updated information on both www.portfreeport.com and www.portfreeportbonderelection.com.

Print and Social Media Monitoring – Staff continues to monitor publications, newspapers and social media for matters pertaining to Port Freeport.

Consultants – Staff is working with McGuireWoods Consulting, LLC to provide strategic communications, awareness, and social messaging on an interim basis. Staff has been engaged with Legend Labs for brand repositioning and communications strategy.

Press Releases and News Postings – The following press releases and news postings were distributed in late November and early December:

Port Freeport Announces Completion Of Reach 3 Of The Freeport Harbor Channel Improvement Project, press release, was distributed to media, and shared on social media on November 22, 2021.

Port Freeport Reaches Milestone In Vehicle Units Handled, press release, was distributed to media, and shared on social media on December 6, 2021.

Port Freeport Recognizes Employee Milestones, news posting, was shared on social media and Port Freeport's website on December 7, 2021.

Community Events and Meetings

Port Events

Port Freeport Golf Tournament – The 10th Annual Port Freeport Golf Tournament was held on Monday, October 18, 2021, at The Wilderness Golf Course in Lake Jackson, Texas with a two-flight foursome scramble format. The final check presentation to Texas Port Ministry (TPM) will be during December 16th, 2021, Port Freeport Commission meeting in the amount of \$66,000 (2020 \$67,900 raised). Partners and friends of Port Freeport have assisted in raising \$474,319 over the past ten years benefiting TPM.

The tournament's success was made possible through the 135 players, over 75 sponsors, and more than 20 volunteers. Thank you to all our generous sponsors, donors, and players for your continued support! A tentative soft date will be reserved with The Wilderness for Monday, October 17, 2022.

Employee Campaign for United Way of Brazoria County – Port Freeport staff participation in the Annual United Way Campaign, a raffle was held during the time frame of November 8th – November 25th, 2021. For every \$5 that was pledged, staff received one entry into a raffle for a chance to win a prize. Jennifer Barrera, Sales and Marketing Specialist, won the grand prize. Port Freeport staff are happy to support United Way of Brazoria County and its community partners year-after-year.

Community Advisory Panel (C.A.P.) – The last quarterly C.A.P. meeting for the year was held on December 2, 2021, at the Clute Event Center. The guest speaker was Captain Daniel Blanton with Brazos Pilots Associations. This meeting had fifty-five members, guest, and staff in attendance. The C.A.P. meetings for 2021 have concluded. The next C.A.P. meeting will take place in the first quarter of 2022.

Port Freeport Employee Annual Luncheon – Port Freeport held its annual staff luncheon on December 1, 2021. Port staff were provided an update on the accomplishments achieved throughout the year, current projects, and the future plans for Port Freeport. Executive Director/CEO, Phyllis Saathoff commended the staff for assisting with the Port's achievements. In addition, Phyllis and Port Directors recognized five employees for their continued service and dedication with a combined total of 55 service years, each were presented with their service awards.



Port Freeport Take A Child Fishing Tournament (TACFT) – The Public Affairs Department has begun preparation and planning for the TACFT which will take place on May 14, 2022. Outreach to local school districts for participation in the logo drawing contest is underway. The TACFT Captain dinner will be held on May 12, 2022, at the River Place in Freeport.

Port Presentations, Tours, and Meetings

November 18, 2021 - Texas A&M University Galveston, Phyllis presented

Community Events and Meetings

November 18, 2021 - Highway 36A Coalition Breakfast
 November 18, 2021 - G&H Dock Christening Ribbon Cutting
 November 18, 2021 - Angleton Chamber of Commerce State of the Community Luncheon
 November 18, 2021 - DOW Chemical and Maersk Container Ceremony
 December 2, 2021- Angleton Chamber of Commerce 13th Annual FaLaLa Ladies Night Out
 December 4 & 5, 2021 – City of Freeport Holiday on the Brazos
 December 5, 2021 – Brazosport Chamber of Commerce Holiday Tour of Homes
 December 7, 2021 - The Alliance: Lower Brazos River Coalition Fall Luncheon
 December 8, 2021 - Brazosport Chamber of Commerce Christmas Raffle Drawing
 December 10 & 11, 2021 – City of Clute Christmas in the Park
 December 11, 2021 – Brazoria Chamber of Commerce Christmas in Brazoria

Upcoming Community Events and Meetings

Weekly – Business Roundtable Virtual Meetings (speakers vary) ***Recessed for the holidays.***

January 6, 2022 - Angleton Chamber of Commerce Awards Luncheon & Chairman Address
 January 19, 2022 - The Alliance - Quarterly Meeting; Greater Houston Partnership
 January 20, 2022 - Brazosport Chamber of Membership Luncheon; DOW Fernando Signorini
 January 22, 2022 - Boys & Girls Club of Brazoria County; Great Futures Gala
Rescheduled to April 2022 - 100 Club of Brazoria County - Law Enforcement Appreciation Banquet (original 9/23/21)



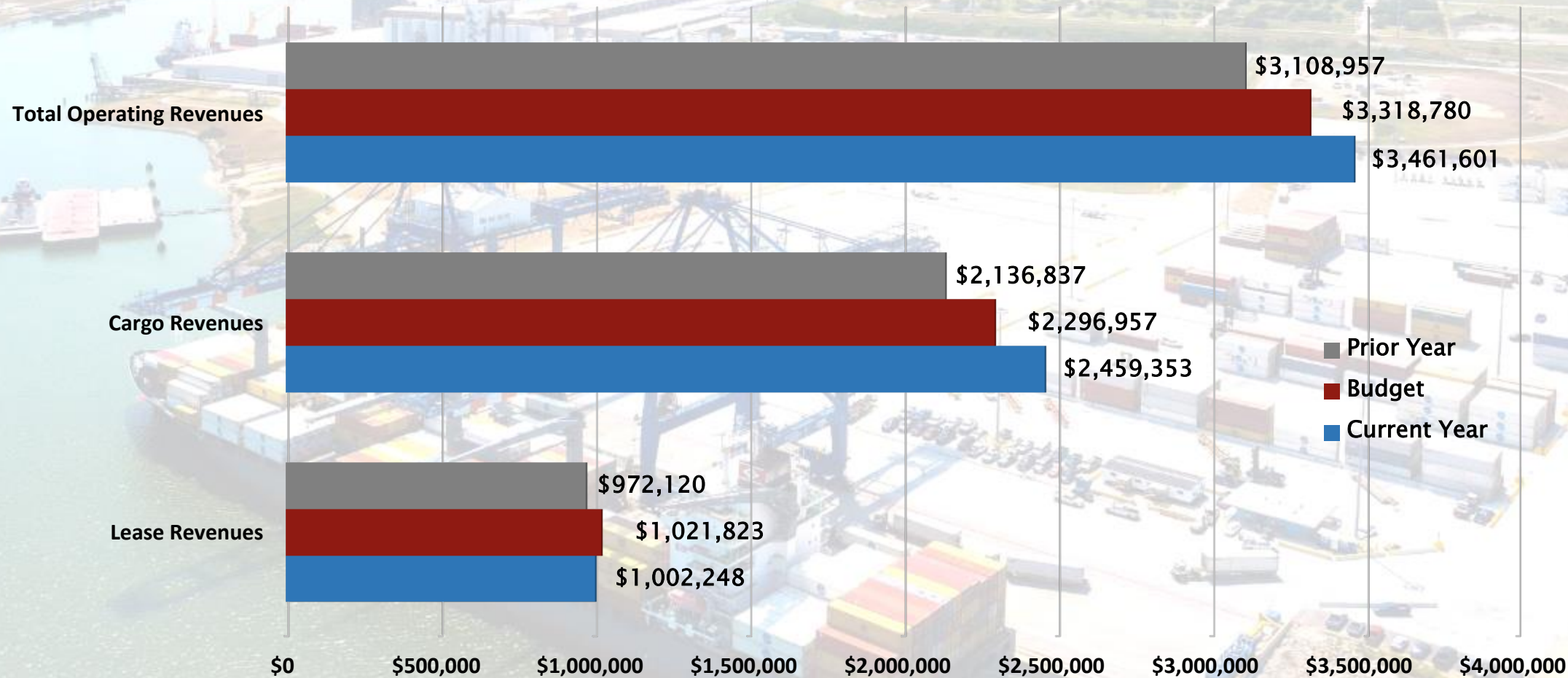
 PORT FREEPORT

Financial Report for October 31, 2021

December 16, 2021

Rob Lowe | Chief Financial Officer

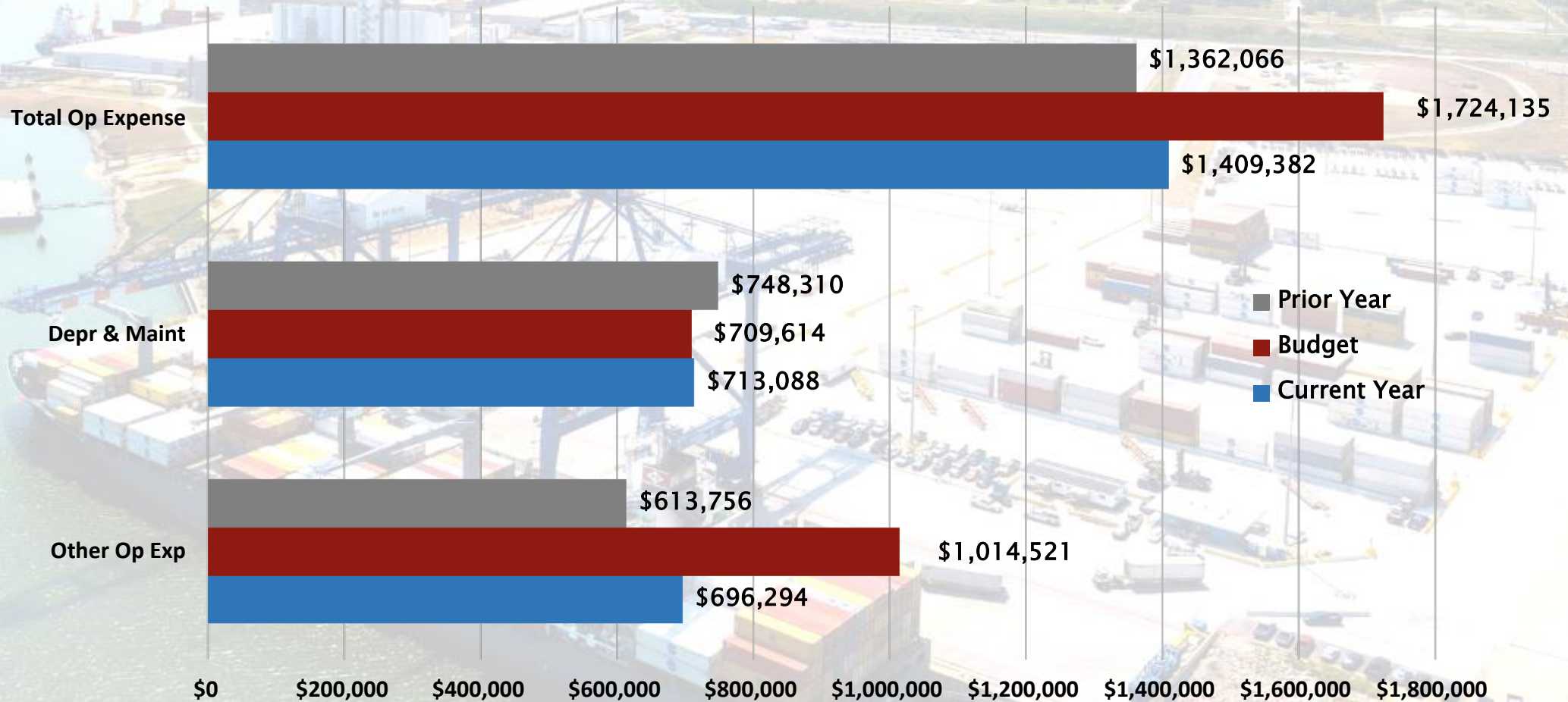
FY 2022 YTD OPERATING REVENUES



COMPARISON:

- Operating revenues are up over PY 11% and over budget by 4%
- Cargo revenues above PY by 15%; budget by 7%
- As compared to budget, cargo volumes are down except for general cargo
- Lease revenues are above PY 3% and 2% below budget

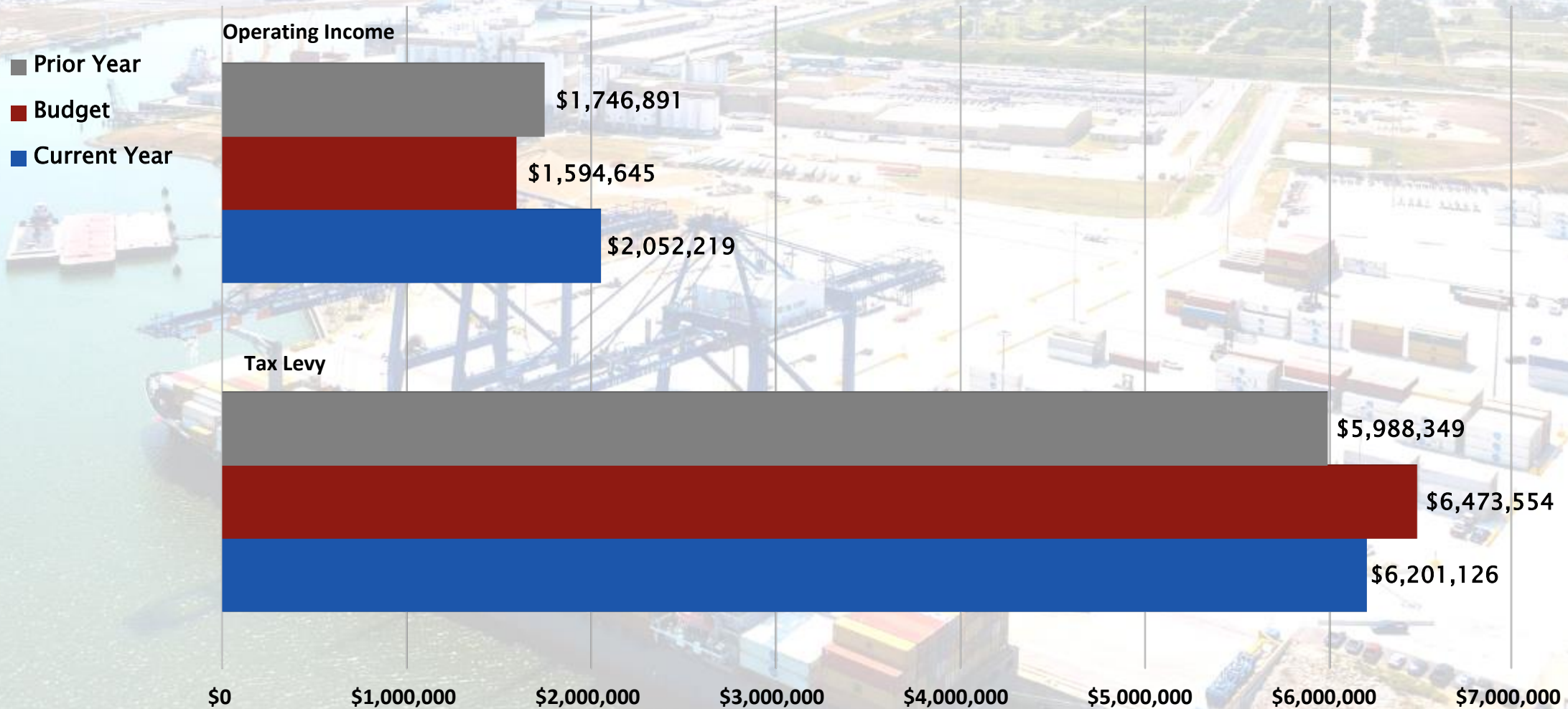
FY 2022 YTD OPERATING EXPENSE



COMPARISON:

- Total operating expenses are above prior year by 3%, below budget 18%
- Depr & maint are up down over the PY by 5%, slightly below budget
- Other expenses are 13% above PY and below budget by 31%

FY 2022 YTD OPERATING INCOME



COMPARISON:

- Operating income is 17% above PY and above budget by 29%

FY 2022 YTD CHANGE IN NET POSITION

Change in Net Position

- Non-Operating Revenue (Expense) includes Ad Valorem Taxes, Investment Income, Debt Service and Gain (Loss) on Sale of Assets
- Drivers for comparison to budget are primarily timing of capital contribution projects.

	Year To Date	YTD Budget	Total 2021 Budget
Operating Income	\$ 2,052,219	\$ 1,594,645	\$ 18,424,600
Non-Operating Revenue (Expenses)	\$ 5,478,267	\$ 5,739,122	\$ (2,942,000)
Capital Contributed (To) From Others			
Freeport Harbor Channel Improvement Project	\$ (221,583)	\$ -	\$ (31,050,000)
Berth 2 Floodwall Modifications	\$ -	\$ -	\$ (2,000,000)
Contributed to Port	\$ -	\$ -	\$ 50,000
Grants	\$ -	\$ -	\$ 375,000
Emergency Recovery Efforts	\$ (2,537)	\$ -	\$ -
Change In Net Position	\$ 7,306,366	\$ 7,333,767	\$ (17,142,400)

FY 2022 YTD CASH FLOWS

<i>Cash Flow Measure</i>	<i>Current Year</i>	<i>Prior Year</i>
<i>Cash Provided by Operations</i>	\$ 1,189,838	\$ 4,520,862
<i>Cash Provided by Non-Cap Financing</i>	(9,149)	13,907
<i>Cash Used by Cap Financing</i>	(2,230,626)	(5,322,228)
<i>Cash Provided by Investing Activities</i>	8,355	95,932
<i>Net Increase (Decrease) in Cash</i>	(\$ 1,041,582)	(\$ 691,527)

COMPARISON:

- Operating cash flow is positive due to increase in operating revenues
- Cash provided from non cap financing are tax levy collections
- Capital Financing funds used for capital improvements.

FY 2022 STATISTICS

<i>Measure</i>	<i>Current Year</i>	<i>Prior Year</i>	<i>Budget</i>
<i>Operating Margin</i>	<i>59%</i>	<i>56%</i>	<i>48%</i>
<i>Current Ratio (unrestricted)</i>	<i>5.0 to 1</i>	<i>3.9 to 1</i>	<i>n/a</i>
<i>Debt to Net Assets Ratio</i>	<i>1.111 to 1</i>	<i>0.86 to 1</i>	<i>n/a</i>

ACCOUNTS RECEIVABLE AGING

<i>Year</i>	<i>0-30 days</i>	<i>31-60 days</i>	<i>61-90 days</i>	<i>Over 90 days</i>
<i>October 31, 2021 FY 2022</i>	81% \$4,523,681	14% \$750,389	4% \$199,223	1% \$44,909
<i>October 31, 2020 FY 2021</i>	94% \$3,321,332	2% \$61,166	2% \$53,311	2% \$62,717
<i>October 31, 2019 FY 2020</i>	93% \$1,984,719	4% \$90,285	1% \$20,639	2% \$46,801




Questions and Comments?



1100 CHERRY ST. • FREEPORT, TX 77541
(979) 233-2667 • 1 (800) 362-5743 • FAX: (979) 373-0023
WWW.PORTFREEPORT.COM

MEMORANDUM

TO: Commissioners
Directors
Legal Counsel

FROM: Jason Hull, P.E. 
Director of Engineering

DATE: December 7, 2021

SUBJECT: Departmental Report

PROJECTS

1. **Velasco Terminal, Berth 8** – This project entails construction of Berth 8, which will extend the wharf another 928 feet north of Berth 7. Installation of piling continues, and all of the container wharf pile have been delivered. The channel dredging will be a separate construction project that began on April 8, 2021. Work on the concrete wharf pile caps has begun and will follow behind pile driving moving from the south toward the north. The final shipment of RoRo dock piling is scheduled for mid-December.



PORT COMMISSION

JOHN HOSS, CHAIRMAN; RUDY SANTOS, VICE CHAIRMAN; DAN CROFT, SECRETARY; ROB GIESECKE, ASST. SECRETARY;
RAVI K. SINGHANIA, COMMISSIONER; SHANE PIRTLE, COMMISSIONER; PHYLLIS SAATHOFF, EXECUTIVE DIRECTOR/CEO

2. **FHCIP Reach 2** - This project consists of deepening and improving the Freeport Channel. This is a Civil Works project that was authorized in WRRDA 2014. A contract with Orion Marine Group was signed on October 27th. A notice to proceed will be issued just after Thanksgiving. Mobilization of dredge pipe can begin after Thanksgiving. The dredge will arrive in February 2022.
3. **Levee Stabilization and Wave Barrier Relocation** – This project involves relocation of the north wave barrier to allow for a bend easing and stabilization of a levee on the Dow thumb that has a lower than satisfactory factor of safety for global stability. The final wall pile was driven on May 28th and the project is now stabilizing the levee as intended. Work to be completed includes, installing bedding stone, scour protection system, and replacing the fencing. Completion is anticipated around December 12.
4. **Operations and Shop Building Improvements** – This project is to make repairs to exterior walls and upgrade the operational effectiveness and efficiencies outside the buildings. The project was awarded to Bartlett-Cocke. Work began May 10th and continues despite delays in materials. This project is closing out and being punched out now.
5. **Berth 2 and 3 Floodwall Modifications** –The modifications include demolition of two sections of concrete wall, approximately 100-ft long each, and replacing them with sections of a removable and deployable system. The design is moving forward using conservative wave modeling. The permit application was submitted to VDD on June 5, 2020. The VDD and the Corps are reviewing the submittal package at this time. Our engineering consultant has asked for direction on how to proceed as the Corps is telling the VDD that the wall should be a different height than what the VDD is telling us.
6. **East End Properties Demolition 2022** - This project involves removing asbestos from structures in the East End and then demolition of the structures. A PSA for asbestos removal inspection and air quality monitoring services during the demolition will be considered at the December Port Commission meeting for approval.

**PORT FREEPORT
OPERATIONS ACTIVITY SUMMARY
NOVEMBER 2021**

A. MONTHLY ACTIVITY EXPLANATION

- * Total import/export activity for the month of November were better than expected.
- * LNG experienced (17) vessels.
- * Riviana did not schedule any vessels this month.
- * Vulcan Material experienced (1) vessels this month.
- * Total (14) RoRo vessels handled.
- * Tenaris experienced (1) vessels and (7) barges this month.
- * Tenaris Handled (66) rail cars this month.
- * Total of (8) Container vessel calls.
- * CEMEX transferred product from truck to (18) rail cars.
- * Vulcan Materials handled (190) rail cars this month.
- * Average vessel activity in 2021 was 42 per month. This month, we handled 46 vessels (17 LNG & 29 Inner Harbor).
- * *Enterprise/Seaway received (12) vessels.*
- * *There were (107) Total Vessel arrivals Port wide.*

B. FISCAL YEAR ACTIVITY EXPLANATION

- * Total Tons for this year are better than expected. This is due to the addition of vessel calls by LNG and RoRo vessels.
- * LNG has handled (35) vessels for export.
- * Tenaris has handled (3) vessel and (24) barges.
- * Tenaris has handled (83) rail cars with 5,011.6 Tons of steel.
- * Total (26) RoRo vessels handled.
- * YTD (18) Container vessel calls.
- * CEMEX handled (35) railcars with 2,891.0 Tons of Co2.
- * Vulcan handled (285) railcars with 25,989.1 Tons of Limestone.
- * Total vessels handled this fiscal year is 88 compared to 83 last year (35 LNG & 53 Inner Harbor).
- * *Enterprise Seaway Vessels Year-to-date (22).*
- * *Total Port wide Vessels Fiscal Year-to-date (211)*

- * *Total Vehicles Handled Year-to-date (17,136)*
- * *Total Containers Handled (6,323)*
- * *Total Railcars Handled (545)*

C. INSIGHT TO ACTIVITY FOR DECEMBER 2021

- * LNG has scheduled (**16**) vessels.
- * Riviana Foods has scheduled (**1**) vessel to export bagged rice.
- * Vulcan Material has not scheduled a vessel for December.
- * Expecting to handle (**12**) RoRo vessels.
- * Tenaris has (**3**) vessels and (**10**) barges planned.
- * Expecting (**12**) Container vessels.

D. OPERATIONAL MEETINGS AND AGENDAS

- * OPTS, Safety, Security – Attended the “Employee Awards” luncheon

- * Safety – Mike Quilty met with Terminal Operators moving large loads.
- * Safety – Mike met with Stevedores prior to working RoRo vessels.
- * Safety – Mike Quilty attended the “O.S.S.” Committee meeting

- * Security – Chris Hogan – Attended the “O.S.S.” Committee meeting.
- * Security – Chris Hogan – Attended a zoom call regarding evaluating risk.
- * Security – Chris Hogan – is keeping a close eye on any new developments regarding the COVID 19 variants.

- * OPTS Team – Attended the “Pre Heavy Lift Loadout” operation meeting for the M/V Jumbo Kinetic.
- * Jesse – Attended the G&H / Gulf Link new Tug “Dock Ceremony”
- * Al – Jesse – Attended the “O.S.S.” Committee Meeting.

December 10, 2021



PORT FREEPORTSM

1100 CHERRY ST., FREEPORT, TX 77541
(979) 233-2667 1 (800) 362-5743 FAX: (979) 373-0023

Interim Financial Report

(unaudited)

For the Period ending:

October 31, 2021

PORT COMMISSION

JOHN HOSS, CHAIRMAN; RUDY SANTOS, VICE CHAIRMAN; DAN CROFT, SECRETARY; ROB GIESECKE, ASST. SECRETARY;

RAVI K. SINGHANIA, COMMISSIONER; SHANE PIRTLE, COMMISSIONER; PHYLLIS SAATHOFF, EXECUTIVE DIRECTOR/CEO

CONTENTS

	Page No
Section I – Financial Report	
Management Narrative	2
Balance Sheet	7
Statement of Revenues, Expenses and Changes in Fund Net Assets	8
Statement of Cash Flows	9
Notes to Financial Statements	10
Section II – Management Reports	
Operating Expenses by Department	11
Velasco Terminal Statement of Revenues and Expenses	13
Port Improvement Projects Summary	14
Section III – Other Reports	
Check Register Report	15

Management Narrative

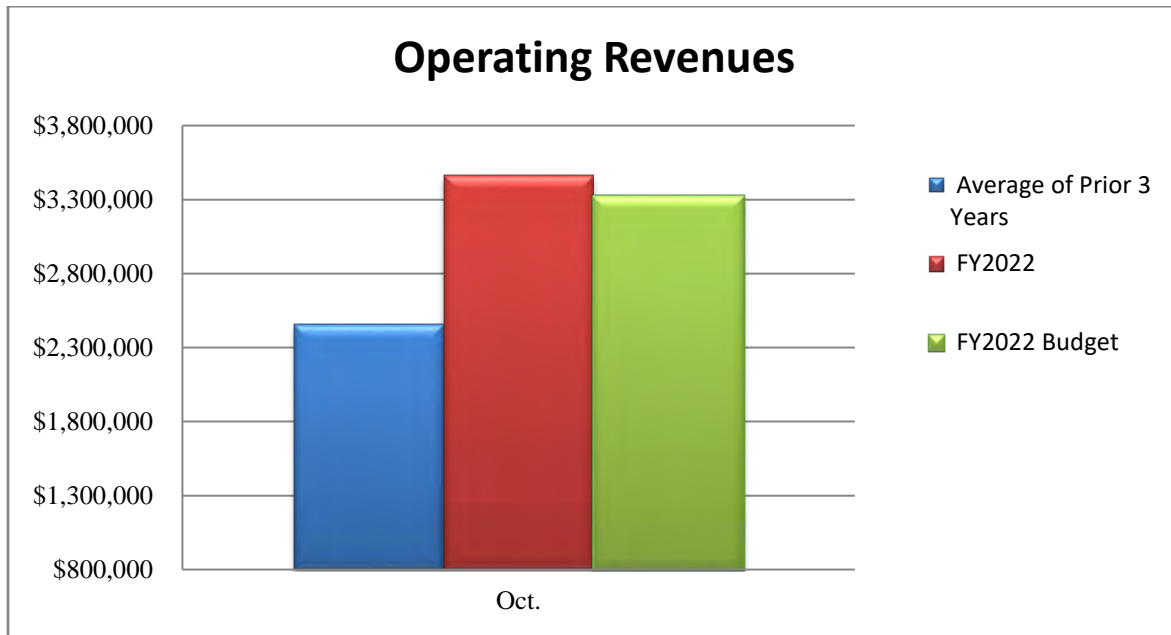
For the first month of Fiscal Year 2022, the Port continued to remain on a positive financial foundation with operating revenues 4% above planned levels. Further, operating expenses were under planned levels and are below budget by a factor of 18%. These factors combined have contributed to producing an operating profit of \$2,052,219 and an operating margin of 59%, which is above planned performance levels by 29% or \$457,574 and is \$305,328 or 17% above prior year's results.

The Port's overall position remains strong as evidenced in a current ratio (unrestricted) of 5.0 to 1, which reflects a strong liquidity position, and a debt ratio of 111.1% which is supported by our strong credit rating. The following table provides additional summary level information.

	Year to Date		Variance	% Var
	Actuals	Budget	Favorable (Unfavorable)	
Statement of Revenues, Expenses and Changes in Net Assets				
Operating revenues	\$ 3,461,601	\$ 3,318,780	\$ 142,821	4%
Operating expense	<u>1,409,382</u>	<u>1,724,135</u>	314,753	18%
Operating income (loss)	<u>2,052,219</u>	<u>1,594,645</u>	457,574	29%
Operating margin	59.3%	48.0%		
Net non operating revenues (expense)	5,256,684	5,739,122	(482,438)	-8%
Capital contributions	-	-	-	0%
Net extraordinary revenue (expense)	<u>(22,537)</u>	<u>-</u>	(22,537)	0%
Change in net assets	<u>\$ 7,286,366</u>	<u>\$ 7,333,767</u>	\$ (47,401)	
Balance Sheet				
Cash and cash equivalents	\$ 630,032,365	Current ratio (unrestricted)		
Current unrestricted assets	69,506,477	5.0 to 1		
Total assets	548,468,700			
Current unrestricted liabilities	13,980,148	Debt to Net Assets Ratio		
Total liabilities	296,224,276	111.1%		
Total Net Assets	\$ 252,244,424			

The balance of this narrative provides detailed explanations and supplementary information for the variances when comparing budget to actual for the period ended October 31, 2021.

OPERATING REVENUES



Total operating revenues for the period ending October 31, 2021, are \$3,461,601. This is \$142,821 or 4% above planned levels. The following provide more specific explanations for variances in revenue:

Wharfage revenue stands at \$1,180,192, which is over budget by \$46,168 or 4%. The following is a brief analysis of wharfage results by cargo category:

	1 Months Budget	Year To Date	Over (Under)	% Over (Under)
Agriculture Products	\$ 11,188	\$ 10,461	\$ (727)	-6%
Bulk Aggregate	18,200	-	(18,200)	-100%
Containerized Cargo	116,675	112,764	(3,911)	-3%
General Cargo	843,308	941,496	98,188	12%
Project Cargo	9,167	-	(9,167)	-100%
Ro-Ro Cargo	135,486	115,471	(20,015)	-15%
Total	\$ 1,134,024	\$ 1,180,192	\$ 46,168	

Dockage revenue stands at \$732,993, consistent with wharfage revenues, which is \$77,651 or 12% above budgeted levels. Year-to-date ship calls are 42 compared to a budget of 45.

Equipment use fees, stands at \$99,940, which is under budget \$6,540 or 6% due to decreased crane and equipment usage.

Security fees, consistent with wharfage, stand at \$245,448, which is over budget \$28,086 or 13%.

Facility use fees are \$102,578. This is over budget by \$6,741 or 7% due to facility usage outside of tenant leased areas.

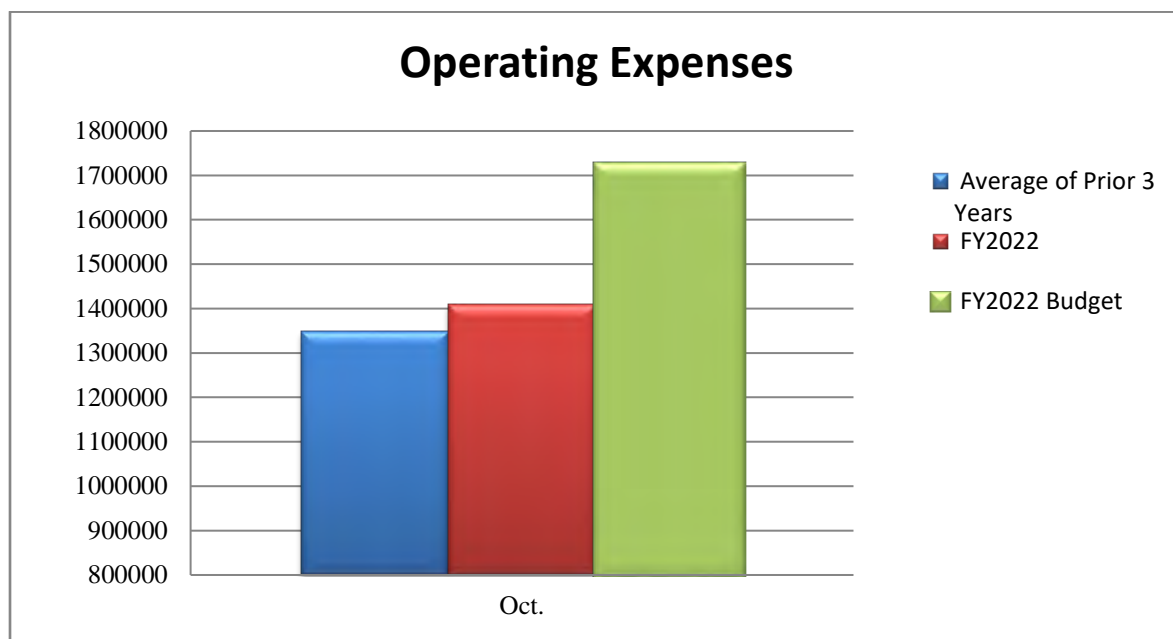
Other customer service fees (Port service charges, incidental services, customer re-bills, water, etc.) are \$97,896 which is \$9,984 or 11% above budgeted levels.

Ground leases stand at \$929,302, which is \$13,789 or 1% below budget levels.

Other leases are \$72,946, which is \$5,786 or 7% below budget levels.

Other revenue is \$306, which is \$306 above budgeted levels.

OPERATING EXPENSES



Total operating expenses are \$1,409,382, which is under budget \$314,753 or 18% for the period ended October 31, 2021. Following are more specific explanations for variances in operating expenses:

Port salaries/wages and benefits are \$249,394. This is \$190,817 or 43% less than budget. Currently, there are two vacancies when compared to Fiscal Year 2022 Budget.

Professional services are \$156,411, which is under budget \$67,374 or 30% due to timing of services. Security services, at \$126,889 is the majority of this budget item and is 14% below budgeted levels.

Training, travel & promotional expenses are \$8,272 which is under budget \$87,211 or 91%. Following is a brief explanation of some sub-categories within this line item:

- Commercial advertising is \$20,785, which is above budgeted levels \$7,437 or 55% due to timing of advertisements.
- Sales/promotional travel costs are \$2,757 which is under budgeted levels by \$2,214 or 45% due to timing of travel.
- Governmental relations costs are \$285 which is below budget by \$4,047 or 93% due to timing of government related travel.
- Community events are (\$38,322) which is below budgeted levels due the October Port Freeport Charitable Golf Tournament donations in which the expenses have not been paid including the check to Texas Port Ministries which will be cut in December.
- Technical training is \$306 which is \$9,561 or 97% under budget due to timing or postponement of training.

Supplies are \$10,790 which is \$6,687 or 38% below budget.

Utilities at \$107,762 are over budget \$41,046 or 62% due to the timing of the receipt of the bill and related customer rebilling.

Business insurance is \$120,506, which is \$265 or slightly above budgeted levels.

Other services and charges at \$43,239 are \$7,369 or 15% below budget due to the timing of annual dues and subscriptions.

Maintenance and repair expenses at \$59,639 are \$4,667 or 7% below budget. It should be noted that there are some customer damaged property repairs, which is offset by other services and charges revenue for the rebilling to the customer for the damages. There has not been any out of the ordinary expenses for repairs.

Depreciation expense at \$653,369 is \$8,061 or 1% above budget levels due to timing of additions.

Operating income is \$2,052,219 compared to a total fiscal year budget of \$18,424,600, shows a positive result for Fiscal Year 2022.

NON-OPERATING REVENUES (EXPENSES)

Ad Valorum tax collections are posted utilizing the certified appraised values. Adjustments are made throughout the year from the tax office reports to reflect appraisal and tax office

adjustments as well as prior year collections and penalty and interest. Year to date values are \$6,201,126 compared to an annual budget of \$6,422,200.

Investment income is \$75,528 or 202% above budget due to change in fair market values and low interest rates. Investment rates conditions continue to be flat.

Debt interest and fees are \$798,387, which is \$38,955 or 5% above budgeted levels due to the budget amount being evenly distributed over twelve months.

Capital Contributions to Others budget includes \$31,050,000 in contributions to the U.S. Army Corps of Engineers for the Freeport Harbor Channel Improvement Project, \$2,000,000 for the Berth 2 floodwall modifications and \$50,000 in contributions to the Port for cost share of improvements. There has been \$221,583 in expenses/revenue for these projects.

Grant Revenue budgeted for the Fiscal Year 2022 is \$375,000. There has been no in grant revenue for Fiscal Year 2022. The grant revenue is funded on a reimbursement basis, so the capital contributions are recorded when the expenditures for each project are reported quarterly.

**PORT FREEPORT
BALANCE SHEET**

	<u>10/31/2021</u>	<u>9/30/2021</u>
ASSETS		
CURRENT ASSETS:		
CASH AND CASH EQUIVALENTS	\$ 57,902,625	\$ 57,580,744
INVESTMENTS	0	0
RECEIVABLES (net of allowance for uncollectibles):		
TRADE ACCOUNTS	5,475,487	5,042,395
PROPERTY TAXES	3,681,157	62,864
OTHER	906	40,032
OTHER GOVERNMENTS	641,051	652,143
ACCRUED INTEREST	0	0
PREPAIDS	817,101	928,156
INVENTORY	988,150	970,061
TOTAL UNRESTRICTED CURRENT ASSETS	\$ 69,506,477	\$ 65,276,395
RESTRICTED ASSETS:		
CASH AND CASH EQUIVALENTS	51,002,740	53,113,244
INVESTMENTS	45,493,762	44,746,721
RECEIVABLES (net of allowance for uncollectibles):		
PROPERTY TAXES	2,595,440	25,995
OTHER	-	501
ACCRUED INTEREST	299,892	232,719
BOND DISCOUNTS AND ISSUANCE COSTS	7,767	7,767
TOTAL RESTRICTED ASSETS	99,399,601	98,126,947
TOTAL CURRENT ASSETS	168,906,078	163,403,342
PROPERTY, PLANT, AND EQUIPMENT:		
PROPERTY, PORT, AND FACILITIES	470,219,075	468,198,940
LESS ACCUMULATED DEPRECIATION	(90,656,453)	(90,003,084)
PROPERTY, PLANT, AND EQUIPMENT NET	379,562,622	378,195,856
TOTAL ASSETS	\$ 548,468,700	\$ 541,599,198
LIABILITIES		
CURRENT LIABILITIES:		
ACCOUNTS PAYABLE	\$ 8,852,170	\$ 9,357,196
EQUIPMENT LEASE PAYABLE	1,489,502	1,489,502
ACCRUED COMPENSATED ABSENCES	333,519	333,519
UNEARNED LEASE INCOME	3,304,957	4,015,079
TOTAL CURRENT LIABILITIES	\$ 13,980,148	\$ 15,195,296
LIABILITIES PAYABLE FROM RESTRICTED ASSETS:		
ACCRUED BOND INTEREST PAYABLE	3,557,714	2,695,658
BONDS PAYABLE	5,630,000	5,630,000
TOTAL CURRENT LIABILITIES FROM RESTRICTED ASSETS	9,187,714	8,325,658
NON-CURRENT LIABILITIES		
EQUIPMENT LEASE PAYABLE	3,082,840	3,082,840
BONDS PAYABLE	248,035,000	248,035,000
BOND PREMIUMS	21,938,574	22,002,242
TOTAL NON-CURRENT LIABILITIES	273,056,414	273,120,082
TOTAL LIABILITIES	\$ 296,224,276	\$ 296,641,036
NET ASSETS		
NET INVESTMENT IN CAPITAL ASSETS	\$ 168,026,073	\$ 169,104,874
RESTRICTED-DEBT SERVICE	16,693,615	13,774,096
RESTRICTED-CAPITAL PROJECTS (Corps)	12,799	12,799
RESERVE FOR CAPITAL IMPROVEMENTS	10,496,106	10,495,791
UNRESTRICTED	57,015,831	51,570,602
TOTAL NET ASSETS	\$ 252,244,424	\$ 244,958,162

PORT FREEPORT
STATEMENT OF REVENUES, EXPENSES, AND CHANGES IN FUND NET ASSETS
October 31, 2021

	YEAR		PRIOR YEAR	% OVER	1	% OVER	TOTAL
	TO DATE		TO DATE	(UNDER)	MONTHS	(UNDER)	2021
					BUDGET		BUDGET
OPERATING REVENUES:							
Wharfage	\$ 1,180,192	\$	1,092,642	8%	\$ 1,134,024	4%	\$ 13,608,300
Dockage & deep water berth	732,993		553,493	32%	655,342	12%	7,864,100
Equipment & pallet use fees	99,940		108,697	-8%	106,480	-6%	1,277,800
Facility use fees	102,578		108,287	-5%	95,837	7%	1,150,000
Security Fees	245,448		190,660	29%	217,362	13%	2,608,300
Other Customer Service Fees	97,896		82,751	18%	87,912	11%	1,072,100
Ground leases	929,302		902,219	3%	943,091	-1%	11,300,600
Other leases	72,946		69,901	4%	78,732	-7%	944,700
Other revenue	306		307	0%	-	0%	25,000
Total Operating Revenues	3,461,601		3,108,957	11%	3,318,780	4%	39,850,900
OPERATING EXPENSES:							
Port salaries/wages	162,497		177,730	-9%	335,842	-52%	3,993,600
Port employee benefits	86,897		88,148	-1%	104,369	-17%	1,648,300
Professional services	156,411		168,565	-7%	223,785	-30%	2,722,000
Training, travel, and promotional	8,272		21,392	-61%	95,483	-91%	802,900
Supplies	10,790		13,422	-20%	17,477	-38%	156,700
Utilities	107,762		5,769	1768%	66,716	62%	800,500
Business Insurance	120,506		100,800	20%	120,241	0%	1,557,500
Other services & charges	43,239		37,930	14%	50,608	-15%	723,800
Maintenance & repair	59,639		61,417	-3%	64,306	-7%	927,300
Depreciation	653,369		686,893	-5%	645,308	1%	8,093,700
Total Operating Expenses	1,409,382		1,362,066	3%	1,724,135	-18%	21,426,300
OPERATING INCOME (LOSS)	2,052,219		1,746,891	17%	1,594,645	29%	18,424,600
NON-OPERATING REVENUES (EXPENSES)							
Ad Valorem tax collections	6,201,126		5,988,349	4%	6,473,554	-4%	6,422,200
Investment Income	75,528		46,621	62%	25,000	202%	200,000
Debt interest and fees	(798,387)		(650,104)	23%	(759,432)	5%	(9,564,200)
CAPITAL CONTRIBUTIONS (TO) FROM OTHERS:							
Freeport Harbor Improvement Project	(221,583)		(586,986)	-62%	-	0%	(31,050,000)
Berth 2 Floodwall Modifications	-		-	0%	-	0%	(2,000,000)
Levee Stabilization - Reach 2	-		(225,062)	-100%	-	0%	-
Contributed Capital-Other	-		-	0%	-	0%	50,000
Total Non-Operating Revenue (Expenses)	5,256,684		4,572,818	15%	5,739,122	-8%	(35,942,000)
INCOME (LOSS) BEFORE CONTRIBUTIONS AND EXTRAORDINARY EXPENSE	7,308,903		6,319,709	16%	7,333,767	0%	(17,517,400)
CAPITAL CONTRIBUTIONS:							
Grants:							
Grants Port-Freeport	-		-	0%	-	0%	375,000
Total Capital Contributions-Grants	-		-	0%	-	0%	375,000
EXTRAORDINARY ITEM							
Emergency Recovery Efforts - Hurricane	(22,537)		-	0%	-	0%	-
Net Extraordinary Income (Expense)	(22,537)		-	0%	-	0%	-
CHANGE IN NET POSITION	\$ 7,286,366	\$	6,319,709	15%	\$ 7,333,767	-1%	\$ (17,142,400)

STATEMENT OF CASH FLOWS

October 31, 2021

	YEAR TO DATE	PRIOR YEAR TO DATE
Cash Flows from Operating Activities:		
Operating Income (Loss)	\$ 2,052,219	\$ 1,746,891
Adjustments to Reconcile Operating Income (Loss) to Net Cash Flows from Operating Activities:		
Depreciation	653,369	686,893
Dredge Material Placement Fees	-	-
Change in Assets and Liabilities:		
Trade receivables	(433,195)	(343,190)
Other receivables	39,126	1,709
Inventories	(18,089)	-
Prepaid and Other	111,556	107,724
Accounts payable	(505,026)	3,034,821
Deferred lease income	(710,122)	(713,986)
Accrued compensated absences	-	-
Total Cash Provided from (Used for) Operating Activities	<u>1,189,838</u>	<u>4,520,862</u>
Cash Flows from Non-capital Financing Activities:		
Property tax receipts	16,560	16,958
Property tax collection expense	(3,172)	(3,051)
Emergency Recovery Efforts - Hurricane Related	<u>(22,537)</u>	<u>-</u>
Total Cash Provided from (Used for) Non-capital Financing Activities	<u>(9,149)</u>	<u>13,907</u>
Cash Flows from Capital Financing Activities:		
Principal payments under debt obligations	-	-
Interest and fees paid under debt obligations	-	-
Proceeds from sale of long-term debt obligations	-	-
Land and equipment purchases	(2,020,135)	(4,649,553)
Other capital acquisition (costs) or recoveries, extraordinary	-	-
Capital contributions	(221,583)	(812,048)
Gants received	11,092	139,373
Proceeds from sale/disposal of capital assets	<u>-</u>	<u>-</u>
Total Cash Provided from (Used for) Capital Financing Activities	<u>(2,230,626)</u>	<u>(5,322,228)</u>
Cash Flows from Investing Activities:		
Investment earnings	8,355	103,387
Change in FMV of marketable investment securities	<u>-</u>	<u>(7,455)</u>
Total Cash Provided from (Used for) Investing Activities	<u>8,355</u>	<u>95,932</u>
Net Increase(Decrease) in Cash and Cash Equivalents	(1,041,582)	(691,527)
Cash and Cash Equivalents at Beginning of Period	<u>155,440,709</u>	<u>147,510,153</u>
Cash and Cash Equivalents at End of Period	<u>\$ 154,399,127</u>	<u>\$ 146,818,626</u>

NOTES TO FINANCIAL STATEMENTS

Note 1 - Accounts Receivable Aging

0 - 30 days	\$	4,523,681	81%
31 - 60 days		750,389	14%
61 - 90 days		199,223	4%
Over 90 days		44,909	1%
Allowance for uncollectibles		(42,715)	-1%
Net Trade A/R	\$	5,475,487	

Note 2 - Accounts Payable Information

Retainage Withheld	\$	5,295,323
Corps of Engineers*		620,518
Employee Payroll Related		155,551
Accounts Payable		2,780,778
Total A/P	\$	8,852,170

45' Project - \$620,518

Note 3 - Debt Service Information

	Original Amount of Issue	Principal Paid	Issue Outstanding
General Obligation Bonds, Series 2019	\$ 31,795,000	\$ 440,000	\$ 31,355,000
General Obligation Bonds, Series 2021	37,135,000	-	37,135,000
Senior Lien Revenue Refunding Bonds, Series 2013A	33,065,000	15,775,000	17,290,000
Senior Lien Revenue and Refunding Bonds, Series 2015A	39,635,000	4,695,000	34,940,000
Senior Lien Revenue and Refunding Bonds, Series 2018	32,865,000	1,595,000	31,270,000
Senior Lien Revenue and Refunding Bonds, Series 2019A	45,200,000	1,745,000	43,455,000
Senior Lien Revenue and Refunding Bonds, Series 2019B	29,480,000	1,145,000	28,335,000
Senior Lien Revenue and Refunding Bonds, Series 2021	29,885,000	-	29,885,000
2014 Equipment Lease Payable	14,100,000	9,527,658	4,572,342
Total Bonds	\$ 293,160,000	\$ 34,922,658	\$ 258,237,342

Less Current Portion of Long-Term Debt Payable	\$	7,119,502
Long-term Debt Payable	\$	251,117,840

Note 4 - Net Asset Information

A Special Reserve for Capital Improvements was created on Oct 22, 2015. A commitment was made to fund this reserve with an amount equal to the total maintenance and operations portion of the Port's tax rate.

Fiscal Year 2016 Amount Funded	\$	3,423,398
Fiscal Year 2017 Amount Funded	\$	3,570,000
Fiscal Year 2018 Amount Funded	\$	3,887,346
Fiscal Year 2019 Amount Funded	\$	4,269,552
Fiscal Year 2020 Amount Funded	\$	4,120,672
Fiscal Year 2021 Amount Funded	\$	3,981,963

PORT FREEPORT
OPERATING EXPENSES BY DEPARTMENT
October 31, 2021

	YEAR TO-DATE	PRIOR YEAR TO-DATE	PRIOR YEAR % OVER (UNDER)	1 MONTHS BUDGET	BUDGET % OVER (UNDER)	TOTAL 2022 BUDGET
<u>COMMISSIONERS</u>						
OPERATING EXPENSES:						
Port salaries/wages	\$ 4,800	\$ 4,800	0%	\$ 5,038	0%	\$ 60,500
Port employee benefits	6,543	8,059	-19%	6,621	0%	86,074
Professional services	-	\$ -	0%	-	0%	-
Training, travel & promotional	1,355	1,215	12%	8,988	-85%	72,500
Supplies	-	162	-100%	38	-100%	500
Utilities	664	450	48%	671	-1%	8,050
Total Operating Expenses	\$ 13,362	\$ 14,686	-9%	\$ 21,356	-37%	\$ 227,624

ADMINISTRATION & FOREIGN TRADE ZONE

OPERATING EXPENSES:						
Port salaries/wages	\$ 53,535	\$ 56,642	-5%	\$ 127,572	-58%	\$ 1,393,300
Port employee benefits	21,141	21,721	-3%	30,819	-31%	507,539
Professional services	26,088	46,095	-43%	68,682	-62%	856,750
Training, travel & promotional	(31,516)	15,464	-304%	19,341	-263%	180,800
Supplies	1,374	4,833	-72%	2,329	-41%	31,550
Utilities	4,734	2,100	125%	5,694	-17%	68,300
Business Insurance	120,506	100,800	20%	120,241	0%	1,557,500
Other services & charges	34,051	24,808	37%	39,995	-15%	484,700
Maintenance & repair	7,597	13,175	-42%	15,722	-52%	339,150
Depreciation	653,369	686,893	-5%	645,308	1%	8,093,700
Total Operating Expenses	\$ 890,879	\$ 972,531	-8%	\$ 1,075,703	-17%	\$ 13,513,289

ENGINEERING

OPERATING EXPENSES:						
Port salaries/wages	\$ 18,024	\$ 18,815	-4%	\$ 35,663	-49%	\$ 428,000
Port employee benefits	9,695	9,218	5%	11,186	-13%	168,314
Professional services	3,309	-	0%	8,334	-60%	100,000
Training, travel & promotional	631	625	1%	2,576	-76%	28,800
Supplies	145	153	-5%	495	-71%	5,950
Utilities	506	537	-6%	592	-15%	7,100
Other services & charges	-	-	0%	217	-100%	2,600
Maintenance & repair	-	-	0%	42	-100%	500
Total Operating Expenses	\$ 32,310	\$ 29,348	10%	\$ 59,105	-45%	\$ 741,264

OPERATIONS

OPERATING EXPENSES:						
Port salaries/wages	\$ 63,759	\$ 72,047	-12%	\$ 124,541	-49%	\$ 1,539,209
Port employee benefits	37,706	36,540	3%	42,267	-11%	652,675
Professional services	125	-	0%	-	0%	4,000
Training, travel & promotional	788	625	26%	4,193	-81%	31,000
Supplies	4,727	5,076	-7%	8,387	-44%	68,450
Utilities	97,910	1,805	5324%	54,369	80%	652,400
Other services & charges	5,722	4,719	21%	5,224	10%	174,450
Maintenance & repair	42,588	43,347	-2%	43,496	-2%	526,650
Total Operating Expenses	\$ 253,325	\$ 164,159	54%	\$ 282,477	-10%	\$ 3,648,834

PORT FREEPORT
OPERATING EXPENSES BY DEPARTMENT
October 31, 2021

	YEAR TO-DATE	PRIOR YEAR TO-DATE	PRIOR YEAR % OVER (UNDER)	1 MONTHS BUDGET	BUDGET % OVER (UNDER)	TOTAL 2022 BUDGET
<u>BUSINESS DEVELOPMENT</u>						
OPERATING EXPENSES:						
Port salaries/wages	\$ 16,685	\$ 19,457	-14%	\$ 31,713	-47%	\$ 436,800
Port employee benefits	8,970	9,809	-9%	10,158	-12%	183,568
Professional services	-	-	0%	-	0%	-
Training, travel & promotional	37,014	3,463	969%	59,032	-37%	476,900
Supplies	251	75	235%	357	-30%	4,350
Utilities	562	535	5%	688	-18%	8,250
Other services & charges	1,301	5,650	-77%	1,877	-31%	22,500
Maintenance & repair	-	-	0%	-	0%	-
Total Operating Expenses	\$ 64,783	\$ 38,989	66%	\$ 103,825	-38%	\$ 1,132,368

PROTECTIVE SERVICES

OPERATING EXPENSES:						
Port salaries/wages	\$ 5,695	\$ 5,969	-5%	\$ 11,315	-50%	\$ 135,791
Port employee benefits	2,843	2,801	1%	3,318	-14%	50,130
Professional services	126,889	122,470	4%	146,769	-14%	1,761,250
Training, travel & promotional	-	-	0%	1,353	-100%	12,900
Supplies	4,293	3,123	37%	5,871	-27%	45,900
Utilities	3,385	342	890%	4,702	-28%	56,400
Other services & charges	2,165	2,753	-21%	3,295	-34%	39,550
Maintenance & repair	9,455	4,895	93%	5,046	87%	61,000
Total Operating Expenses	\$ 154,725	\$ 142,353	9%	\$ 181,669	-15%	\$ 2,162,921

CONSOLIDATED - TOTAL

OPERATING EXPENSES:						
Port salaries/wages	\$ 162,498	177,730	-9%	\$ 335,842	-52%	\$ 3,993,600
Port employee benefits	86,898	88,148	-1%	104,369	-17%	1,648,300
Professional services	156,411	168,565	-7%	223,785	-30%	2,722,000
Training, travel & promotional	8,272	21,392	-61%	95,483	-91%	802,900
Supplies	10,790	13,422	-20%	17,477	-38%	156,700
Utilities	107,761	5,769	1768%	66,716	62%	800,500
Business Insurance	120,506	100,800	20%	120,241	0%	1,557,500
Other services & charges	43,239	37,930	14%	50,608	-15%	723,800
Maintenance & repair	59,640	61,417	-3%	64,306	-7%	927,300
Depreciation	653,369	686,893	-5%	645,308	1%	8,093,700
Total Operating Expenses	\$ 1,409,384	\$ 1,362,066	3%	\$ 1,724,135	-18%	\$ 21,426,300

PORT FREEPORT - VELASCO TERMINAL ONLY

STATEMENT OF REVENUES AND EXPENSES

October 31, 2021

	YEAR	PRIOR YEAR	% OVER	1	% OVER	TOTAL
	TO DATE	TO DATE	(UNDER)	MONTHS	(UNDER)	2022
				BUDGET		BUDGET
OPERATING REVENUES:						
Wharfage	\$ 112,764	\$ 115,808	-3%	\$ 139,874	-19%	\$ 1,678,494
Dockage & deep water berth	53,543	56,441	-5%	73,887	-28%	886,642
Equipment & pallet use fees	88,229	92,458	-5%	102,452	-14%	1,229,420
Facility use fees	5,350	15,138	-65%	5,662	-6%	67,900
Security Fees	16,478	17,515	-6%	22,003	-25%	263,992
Other Customer Service Fees	27,326	37,781	-28%	-	0%	-
Ground leases	31,439	16,499	91%	38,947	-19%	450,874
Total Operating Revenues	335,129	351,640	-5%	382,825	-12%	4,577,322
OPERATING EXPENSES:						
Port salaries/wages	16,392	15,100	9%	23,416	-30%	280,937
Port employee benefits	6,678	6,674	0%	7,794	-14%	122,809
Training, travel, and promotional	-	-	0%	106	-100%	1,250
Utilities	9,557	1,038	821%	13,038	-27%	156,450
Business Insurance	26,655	27,404	-3%	26,655	0%	344,907
Maintenance & repair	15,219	24,872	-39%	13,219	15%	158,550
Depreciation	237,839	239,168	-1%	297,625	-20%	3,571,500
Total Operating Expenses	312,340	314,256	-1%	381,853	-18%	4,636,403
OPERATING INCOME (LOSS)	22,789	37,384	-39%	972	2245%	(59,081)
NON-OPERATING REVENUES (EXPENSES)						
Debt interest and fees	(169,837)	(62,390)	172%	(276,391)	-39%	(3,317,856)
Total Non-Operating Revenue (Expenses)	(169,837)	(62,390)	172%	(276,391)	-39%	(3,317,856)
CHANGE IN NET POSITION	\$ (147,048)	\$ (25,006)	488%	\$ (275,419)	0%	\$ (3,376,937)

PORT FREEPORT
Port Improvement Projects Summary
October 31, 2021

Project	Contract Award	Change Orders	Total Contract	Current Year Budget	Incurred to Date FY 2022	CIP Prior Years	Incurred to Date Total	Balance to Finish
Velasco Term Phase II - Berth 8	133,856,037.88	(13,283,496.98)	120,572,540.90	49,084,100.00	1,132,316.99	82,857,443.53	83,989,760.52	36,582,780.38
EDSA	4,144,063.24	589,830.00	4,733,893.24		37,205.46	3,835,598.28	3,872,803.74	861,089.50
Construction	129,677,607.30	(13,873,326.98)	115,804,280.32		1,095,111.53	78,987,477.91	80,082,589.44	35,721,690.88
Other not in contract	34,367.34	0.00	34,367.34		0.00	34,367.34	34,367.34	0.00
RORO Ramp - Berth 8	24,921,340.40	392,100.00	25,313,440.40	0.00	1,388.80	748,327.65	749,716.45	24,563,723.95
EDSA	46,652.40	392,100.00	438,752.40		1,388.80	222,091.65	223,480.45	215,271.95
Construction	24,874,688.00	0.00	24,874,688.00		0.00	526,236.00	526,236.00	24,348,452.00
Other not in contract	0.00	0.00	0.00		0.00	0.00	0.00	0.00
VT- North Gate Entrance	0.00	0.00	0.00	400,000.00	0.00	0.00	0.00	0.00
EDSA	0.00	0.00	0.00		0.00	0.00	0.00	0.00
Construction	0.00	0.00	0.00		0.00	0.00	0.00	0.00
Other not in contract	0.00	0.00	0.00		0.00	0.00	0.00	0.00
Land & Improvements	4,245,992.62	0.00	4,245,992.62	750,000.00	7,606.00	4,214,570.62	4,222,176.62	23,816.00
EDSA	0.00	0.00	0.00		0.00	0.00	0.00	0.00
Construction	0.00	0.00	0.00		0.00	0.00	0.00	0.00
Other not in contract	4,245,992.62	0.00	4,245,992.62		7,606.00	4,214,570.62	4,222,176.62	23,816.00
Parcel 14 Rail Development Phase II	0.00	0.00	0.00	250,000.00	0.00	0.00	0.00	0.00
EDSA	0.00	0.00	0.00		0.00	0.00	0.00	0.00
Construction	0.00	0.00	0.00		0.00	0.00	0.00	0.00
Other not in contract	0.00	0.00	0.00		0.00	0.00	0.00	0.00
Transit Shed Modifications	248,216.43	0.00	248,216.43	1,500,000.00	0.00	213,097.98	213,097.98	35,118.45
EDSA	248,000.00	0.00	248,000.00		0.00	212,881.55	212,881.55	35,118.45
Construction	0.00	0.00	0.00		0.00	0.00	0.00	0.00
Other not in contract	216.43	0.00	216.43		0.00	216.43	216.43	0.00
M & R - Joint Repairs	0.00	0.00	0.00	20,000.00	0.00	0.00	0.00	0.00
EDSA	0.00	0.00	0.00		0.00	0.00	0.00	0.00
Construction	0.00	0.00	0.00		0.00	0.00	0.00	0.00
Other not in contract	0.00	0.00	0.00		0.00	0.00	0.00	0.00
M & R - Railroad Track Renovations	0.00	0.00	0.00	25,000.00	0.00	0.00	0.00	0.00
EDSA	0.00	0.00	0.00		0.00	0.00	0.00	0.00
Construction	0.00	0.00	0.00		0.00	0.00	0.00	0.00
Other not in contract	0.00	0.00	0.00		0.00	0.00	0.00	0.00
M & R - Roads	0.00	0.00	0.00	200,000.00	0.00	0.00	0.00	0.00
EDSA	0.00	0.00	0.00		0.00	0.00	0.00	0.00
Construction	0.00	0.00	0.00		0.00	0.00	0.00	0.00
Other not in contract	0.00	0.00	0.00		0.00	0.00	0.00	0.00
Operations Building Upgrade	76,821.12	0.00	76,820.93	0.00	0.00	4,337.69	4,337.69	72,483.24
EDSA	8,000.00	0.00	8,000.00		0.00	2,250.00	2,250.00	5,750.00
Construction	68,820.93	0.00	68,820.93		0.00	2,087.69	2,087.69	66,733.24
Other not in contract	0.19	0.00	0.00		0.00	0.00	0.00	0.00
Maintenance Shop Repairs	74,820.93	0.00	74,820.93	0.00	2,087.69	3,045.00	5,132.69	69,688.24
EDSA	8,087.69	0.00	8,087.69		2,087.69	3,045.00	5,132.69	2,955.00
Construction	66,733.24	0.00	66,733.24		0.00	0.00	0.00	66,733.24
Other not in contract	0.00	0.00	0.00		0.00	0.00	0.00	0.00
Dole Office Bldg Repairs	0.00	0.00	0.00	100,000.00	0.00	0.00	0.00	0.00
EDSA	0.00	0.00	0.00		0.00	0.00	0.00	0.00
Construction	0.00	0.00	0.00		0.00	0.00	0.00	0.00
Other not in contract	0.00	0.00	0.00		0.00	0.00	0.00	0.00
Gate 8 Renovations	0.00	0.00	0.00	170,000.00	0.00	0.00	0.00	0.00
EDSA	0.00	0.00	0.00		0.00	0.00	0.00	0.00
Construction	0.00	0.00	0.00		0.00	0.00	0.00	0.00
Other not in contract	0.00	0.00	0.00		0.00	0.00	0.00	0.00
VT Backlands Area IV	528,394.21	0.00	528,394.21	2,000,000.00	0.00	92,961.92	92,961.92	435,432.29
EDSA	528,388.18	0.00	528,388.18		0.00	92,955.89	92,955.89	435,432.29
Construction	0.00	0.00	0.00		0.00	0.00	0.00	0.00
Other not in contract	6.03	0.00	6.03		0.00	6.03	6.03	0.00
Inner Harbor Berth Repairs	59,800.00	0.00	59,800.00	400,000.00	0.00	59,800.00	59,800.00	0.00
EDSA	0.00	0.00	0.00		0.00	0.00	0.00	0.00
Construction	0.00	0.00	0.00		0.00	0.00	0.00	0.00
Other not in contract	59,800.00	0.00	59,800.00		0.00	59,800.00	59,800.00	0.00
Levee Stabilization Reach 2	30,996,657.18	0.00	30,996,657.18	0.00	872,626.00	26,285,089.98	27,157,715.98	3,838,941.20
EDSA	1,911,657.18	0.00	1,911,657.18		0.00	1,892,263.98	1,892,263.98	19,393.20
Construction	29,085,000.00	0.00	29,085,000.00		872,626.00	24,392,826.00	25,265,452.00	3,819,548.00
Other not in contract	0.00	0.00	0.00		0.00	0.00	0.00	0.00
Total				\$ 54,899,100.00	\$ 2,016,025.48	\$ 114,478,674.37	\$ 116,494,699.85	\$ 65,621,983.75

Vendor Expenditure

Tuesday, December 7, 2021

Period: 10/01/21..10/31/21

Page 1

Port Freeport

FREEPORTMARY

This report also includes bank accounts that only have balances.

Bank Account: Date Filter: 10/01/21..10/31/21

Check Ledger Entry:

Check No.	Check Date	Vendor No.	Vendor Name	Check Amount	
Invoice No.	PO No.	GL Account Name	Line Description		Line Amount
88979	10/06/21	V00698	Nena's Mexican Restaurant	390.00	
121421	119227		Community Event-Port Golf Tournament		390.00
			Line Amount Total		390.00
88980	10/07/21	V00107	HDR, Inc	23,537.71	
121512	119201		Levee Stabilization - Reach 2		23,537.71
121512	119201		Harbor Levee Stabilisation & Wave Barrier		
			Line Amount Total		23,537.71
88981	10/07/21	V00004	City of Freeport	60.00	
121430	119226		Community Events		60.00
			Line Amount Total		60.00
88982	10/07/21	V00007	Office Universe, Inc.	29.67	
121245	119051		Office Supplies		4.95
121246	119052		Office Supplies		9.12
121246	119052		Office Supplies		5.20
121246	119052		Office Supplies		1.30
121246	119052		Office Supplies		3.90
121246	119052		Office Supplies		5.20
			Line Amount Total		29.67
88983	10/07/21	V00011	Gulftex Vending	285.20	
121442	119194		Office Supplies		246.20
121443	119203		Office Supplies		39.00
			Line Amount Total		285.20
88984	10/07/21	V00014	Al Durel	62.72	
121484	119242		Commercial Event-JOC Breakbulk-Operations		62.72
			Line Amount Total		62.72
88985	10/07/21	V00015	Mike Wilson	422.49	
121453	119205		Sales/Promotion Travel		200.16
121453	119205		Commercial Events		67.09
121453	119205		Community Events		32.48
121453	119205		Commerical Event-JOC Breakbulk-Business Developmen		122.76
			Line Amount Total		422.49
88986	10/07/21	V00017	Donnie Joe Evans	25.00	
121433	119240		Telephone		25.00
			Line Amount Total		25.00
88987	10/07/21	V00018	David Lopez	15.00	
121431	119233		Telephone		15.00
			Line Amount Total		15.00
88988	10/07/21	V00021	Gulf Coast Paper Company	232.95	
121322	119100		Office Supplies		85.83
121322	119100		Office Supplies		49.04
121322	119100		Office Supplies		12.26
121322	119100		Office Supplies		36.78
121322	119100		Office Supplies		49.04
			Line Amount Total		232.95

Vendor Expenditure

Period: 10/01/21..10/31/21

Port Freeport

Tuesday, December 7, 2021

Page 2

FREEPORTMARY

Check No.	Check Date	Vendor No.	Vendor Name	Check Amount	
	Invoice No.	PO No.	GL Account Name	Line Description	Line Amount
88989	10/07/21	V00031	Culligan Water Systems	125.84	
	121486	117977		Service Agreement for Water Softener Rental &	
	121486	117977		RO System and Ice Machines	
	121486	117977		M&R Bldgs-Operations Bldg	125.84
	121486	117977		M&R Bldgs-Buildings VT Berth 7	
	121486	117977		M&R Transit Shed-T.S. 1	
	121486	117977		For Services 8/01/2021 - 7/31/2022	
				Line Amount Total	125.84
88990	10/07/21	V00039	Brazosport Tire	1,576.14	
	121426	119209		M&R TOE-Toyota Forklift	129.56
	121427	119210		M&R Groundskeeping Equipment-5510 John Deere	263.58
	121428	119211		M&R Vehicles-Chevy Tahoe	972.00
	121429	119212		M&R Vehicles-Ford Truck	211.00
				Line Amount Total	1,576.14
88991	10/07/21	V00043	Union Pacific Railroad Company	400.00	
	121507	119195		Other	200.00
	121508	119196		Other	200.00
				Line Amount Total	400.00
88992	10/07/21	V00046	Sprint Waste Services	430.10	
	121469	119216		Contract Services	430.10
				Line Amount Total	430.10
88993	10/07/21	V00050	Northern Tool & Equipment	601.97	
	121327	119092		M&R Groundskeeping Equipment-5510 John Deere	154.99
	121328	119093		M&R TOE-John Deere Gator	339.98
	121329	119094		M&R TOE-John Deere Gator	107.00
				Line Amount Total	601.97
88994	10/07/21	V00054	Summit Electric Supply	749.34	
	121253	119058		M&R Transit Shed-T.S. 1	195.00
	121377	119059		M&R Leased Facilities-Dole	554.34
				Line Amount Total	749.34
88995	10/07/21	V00068	Randy Aparacio	15.00	
	121463	119239		Telephone	15.00
				Line Amount Total	15.00
88996	10/07/21	V00073	Roger Johnston	150.95	
	121467	119238		Employment Related	150.95
				Line Amount Total	150.95
88997	10/07/21	V00083	Jason Hull	136.75	
	121447	119241		Telephone	136.75
				Line Amount Total	136.75
88998	10/07/21	V00095	Swisher & Swisher	450.00	
	121295	119061		Other	450.00
				Line Amount Total	450.00
88999	10/07/21	V00098	Suburban Propane	312.87	
	121470	119189		Fuel/Oil	312.87
				Line Amount Total	312.87
89000	10/07/21	V00101	Sunstates Security, LLC	32,777.95	
	121473	119257		Security Service Fees	44.69
	121474	119258		Security Service Fees	494.28

Vendor Expenditure

Period: 10/01/21..10/31/21

Port Freeport

Tuesday, December 7, 2021

Page 3

FREEPORTMARY

Check No.	Check Date	Vendor No.	Vendor Name	Check Amount	
Invoice No.	PO No.	GL Account Name	Line Description	Line Amount	
121475	119260		Security Service Fees	897.86	
121503	119259		Security Service Fees	30,071.47	
121515	119256		Emergency Recovery Efforts - Hurricane	1,269.65	
			Line Amount Total	32,777.95	
89001	10/07/21	V00102	ABB, Inc Marine & Ports	5,370.30	
121494	119183		M&R TOE-Gantry Crane	2,685.15	
121494	119183		M&R TOE-Gantry Crane	2,685.15	
			Line Amount Total	5,370.30	
89002	10/07/21	V00103	Nicholas Malambri	498.20	
121455	119202		Telephone	375.00	
121455	119202		Construction in Progress	53.20	
121455	119202		M&R Other-Stormwater Outfall/Drainage	28.00	
121455	119202		M&R Leased Facilities-24A (Chiquita)	14.00	
121455	119202		M&R Bldgs-Operations Bldg	28.00	
			Line Amount Total	498.20	
89003	10/07/21	V00104	Donald Mullett	25.00	
121434	119234		Telephone	25.00	
			Line Amount Total	25.00	
89004	10/07/21	V00111	Vu Pham	15.00	
121477	119235		Telephone	15.00	
			Line Amount Total	15.00	
89005	10/07/21	V00114	AT&T:171-799-3737 001	729.79	
121365	119165		Telephone	131.00	
121365	119165		Telephone	74.88	
121365	119165		Telephone	299.43	
121365	119165		Telephone	18.68	
121365	119165		Telephone	56.12	
121365	119165		Telephone	18.68	
121365	119165		Telephone	18.68	
121365	119165		Telephone	37.44	
121365	119165		Telephone	74.88	
			Line Amount Total	729.79	
89006	10/07/21	V00116	Randy Thompson	15.00	
121464	119237		Telephone	15.00	
			Line Amount Total	15.00	
89007	10/07/21	V00117	Jason Caywood	450.00	
121446	119248		Telephone	450.00	
			Line Amount Total	450.00	
89008	10/07/21	V00118	Freeport Marina	4,620.50	
121436	119249		Fuel/Oil	180.50	
121490	119250		Contract Services	4,440.00	
			Line Amount Total	4,620.50	
89009	10/07/21	V00121	Holly Soria	236.85	
121445	119251		Commercial Event-JOC Breakbulk-Operations	111.60	
121492	119269		Employment Related	125.25	
			Line Amount Total	236.85	
89010	10/07/21	V00149	Brazoria Chamber of Commerce	70.00	
121424	119228		Community Events	70.00	
			Line Amount Total	70.00	

Vendor Expenditure

Period: 10/01/21..10/31/21

Port Freeport

Tuesday, December 7, 2021

Page 4

FREEPORTMARY

Check No.	Check Date	Vendor No.	Vendor Name	Check Amount	
Invoice No.	PO No.	GL Account Name	Line Description	Line Amount	
89011	10/07/21	V00166	Van Scoyoc Associates	11,017.34	
121510	115717		Consultant Fees - Other		11,000.00
121510	115717		Govt. Liaison Service Agreement Oct.2020-Sept 2023		
121510	115717		Consultant Fees - Other		17.34
121510	115717		Expenses Incurred-Not to exceed \$8K over course of		
121510	115717		3yrs contract-CA 10/8/2020		
			Line Amount Total		11,017.34
89012	10/07/21	V00184	Dianna Kile	1,320.00	
121488	119268		Contract Labor Expense		880.00
121487	119263		Contract Labor Expense		440.00
			Line Amount Total		1,320.00
89013	10/07/21	V00192	Glomar International, Inc.	2,009.98	
121438	119184		M&R TOE-Gantry Crane		371.91
121438	119184		M&R TOE-Gantry Crane		371.91
121439	119190		M&R TOE-Gantry Crane		293.02
121439	119190		M&R TOE-Gantry Crane		293.02
121440	119191		M&R TOE-Gantry Crane		340.06
121440	119191		M&R TOE-Gantry Crane		340.06
			Line Amount Total		2,009.98
89014	10/07/21	V00204	Brazoria County Appraisal District	9,514.75	
118369	116277		Appraisal District Fees		9,514.75
			Line Amount Total		9,514.75
89015	10/07/21	V00208	Brandon Robertson	436.67	
121481	119223		Office Supplies		8.11
121481	119223		Telephone		300.00
121481	119223		Furniture and Equipment Purchases <\$5,000		128.56
			Line Amount Total		436.67
89016	10/07/21	V00210	Mimecast North America, Inc.	525.82	
121324	119144		Contract Services		525.82
			Line Amount Total		525.82
89017	10/07/21	V00217	Rick's Outdoor Power Equipment	479.98	
121465	119208		M&R Groundskeeping Equipment-X-Mark Zero Turn 60"		239.99
121465	119208		M&R Groundskeeping Equip Zero Turn 61" Mower		239.99
			Line Amount Total		479.98
89018	10/07/21	V00228	Department of Information Resources	267.64	
121230	119018		Telephone		48.04
121230	119018		Telephone		27.45
121230	119018		Telephone		109.80
121230	119018		Telephone		6.86
121230	119018		Telephone		20.59
121230	119018		Telephone		6.86
121230	119018		Telephone		6.86
121230	119018		Telephone		13.73
121230	119018		Telephone		27.45
			Line Amount Total		267.64
89019	10/07/21	V00272	Highway 36A Coalition	225.00	
121444	119229		Community Events		225.00
			Line Amount Total		225.00

Vendor Expenditure

Period: 10/01/21..10/31/21

Port Freeport

Tuesday, December 7, 2021

Page 5

FREEPORTMARY

Check No.	Check Date	Vendor No.	Vendor Name	Check Amount	
Invoice No.	PO No.	GL Account Name	Line Description		Line Amount
89020	10/07/21	V00300	P.M.M.I. Services LLC	820.00	
121460	119254		2021 Chevrolet Tahoe SSV		820.00
			Line Amount Total		820.00
89021	10/07/21	V00332	United Rentals	6,113.06	
121416	119156		Emergency Recovery Efforts - Hurricane		1,075.30
121509	119186		M&R Bldgs-Security Bldg		5,037.76
			Line Amount Total		6,113.06
89022	10/07/21	V00353	Safety-Kleen Systems, Inc	230.02	
121468	119207		Fuel/Oil		230.02
			Line Amount Total		230.02
89023	10/07/21	V00400	Four Seasons Hotel	8,331.27	
121489	113814		Commerical Event-JOC Breakbulk-Business Developmen		8,331.27
121489	113814		Breakbulk Customer Reception 9-29-2021		
			Line Amount Total		8,331.27
89024	10/07/21	V00402	Brazos Elevator Company LLC	250.00	
121425	119255		M&R Bldgs-Security Bldg		250.00
			Line Amount Total		250.00
89025	10/07/21	V00403	Jennifer Barrera	1,475.59	
121493	119244		Community Events		12.32
121493	119244		Commercial Events		160.72
121493	119244		Commerical Event-JOC Breakbulk-Business Developmen		1,228.64
121493	119244		Sales/Promotion Travel		73.91
			Line Amount Total		1,475.59
89026	10/07/21	V00412	Freeport Police Department Charitable Organization	600.00	
121437	119220		Community Events		600.00
			Line Amount Total		600.00
89027	10/07/21	V00490	Applied Industrial Technologies	473.43	
121423	119192		M&R TOE-Gantry Crane		236.71
121423	119192		M&R TOE-Gantry Crane		236.72
			Line Amount Total		473.43
89028	10/07/21	V00492	Lee Oil Company, LLC	1,691.00	
121497	118991		Gallons unleaded gasoline for Tank		1,691.00
			Line Amount Total		1,691.00
89029	10/07/21	V00511	Mark Quilty	75.00	
121452	119236		Telephone		75.00
			Line Amount Total		75.00
89030	10/07/21	V00531	Rob Lowe	338.00	
121466	119243		Commerical Event-Breakbulk-Administration		88.00
121466	119243		Technical Training		250.00
			Line Amount Total		338.00
89031	10/07/21	V00539	Cintas	534.06	
121315	119090		Office Supplies		151.82
121315	119090		Office Supplies		256.43
121315	119090		Office Supplies		41.80

Vendor Expenditure

Period: 10/01/21..10/31/21

Port Freeport

Tuesday, December 7, 2021

Page 6

FREEPORTMARY

Check No.	Check Date	Vendor No.	Vendor Name	Check Amount	Line Amount
Invoice No.	PO No.	GL Account Name	Line Description		
121315		119090	Office Supplies		84.01
			Line Amount Total		534.06
89032	10/07/21	V00608	Economic Development Alliance for Brazoria Countv	90.00	
121482		119265	Community Events		30.00
121482		119265	Community Events		30.00
121482		119265	Community Events		30.00
			Line Amount Total		90.00
89033	10/07/21	V00682	SHI Government Solutions Inc.	1,502.26	
121407		118947	Moxa EDS-P510A-8PoE-2GTXSFP-T Switch		1,502.26
121407		118947	Quotation # 20939848		
121407		118947	Texas DIR Contract# DIR-TSO-4056		
			Line Amount Total		1,502.26
89034	10/07/21	V00697	Northern Safety Co., Inc.	173.17	
121457		119225	Safety Supplies		173.17
			Line Amount Total		173.17
89035	10/07/21	V00699	Jessica E Follett	307.68	
121448		119182	Flexible Spending Emp Reimbursement		307.68
			Line Amount Total		307.68
89036	10/07/21	V00710	Natalie Broaddus	625.00	
121454		119198	Construction in Progress		625.00
			Line Amount Total		625.00
89037	10/07/21	V00711	Larry Allen Mize	625.00	
121450		119199	Construction in Progress		625.00
			Line Amount Total		625.00
89038	10/07/21	V00776	Legend Labs	25,000.00	
121498		118103	Strategic Brand Positioning Services 8-12 week in		
121498		118103	3 Phases as outlined below:		
121498		118103	Phase1-Discovery & Stakeholder Engagement		
121498		118103	Phase2-Workshop w/Internal Management & Commission		25,000.00
121498		118103	Phase3-Activation Support & Executive Training		
121498		118103	Board Approved 6/10/2021		
			Line Amount Total		25,000.00
89039	10/07/21	V00782	Mark R. Davis P.C	625.00	
121483		119200	Construction in Progress		625.00
			Line Amount Total		625.00
89040	10/07/21	V00821	Summit Fire & Security	11,511.23	
121356		119159	M&R Bldgs-Admin Bldg 1100 Cherry St		747.00
121357		119161	M&R Bldgs-Admin Bldg 1100 Cherry St		92.82
121357		119161	M&R Bldgs-Security Bldg		92.82
121357		119161	M&R Bldgs-Operations Bldg		92.81
121357		119161	M&R Warehouse-WH51 Sprinkler System		92.81
121357		119161	M&R Transit Shed-T.S. Sprinkler System		185.62
121357		119161	M&R TOE-Gantry Crane		92.81
121357		119161	M&R TOE-Gantry Crane		92.81
121409		118897	M&R Transit Shed-T.S. Sprinkler System		3,591.73
121409		118897	Labor & Parts to Replace 10" OS&Y Valve in Pump Room		
121409		118897	Quote No. 1876737		

Vendor Expenditure

Period: 10/01/21..10/31/21

Port Freeport

Tuesday, December 7, 2021

Page 7

FREEPORTMARY

Check No.	Check Date	Vendor No.	Vendor Name	Check Amount	
Invoice No.	PO No.	GL Account Name	Line Description		Line Amount
121410	118040		FIRE SYSTEMS INSPECTIONS		
121410	118040		M&R Bldgs-Security Bldg		
121410	118040		M&R Transit Shed-T.S. 3		1,440.00
121410	118040		M&R Transit Shed-T.S. 1		600.00
121410	118040		M&R Leased Facilities-24A (Chiquita)		240.00
121410	118040		M&R Warehouse-Warehouse 52		680.00
121410	118040		M&R Warehouse-Warehouse 51		680.00
121410	118040		M&R Bldgs-Admin Bldg 1100 Cherry St		480.00
121410	118040		M&R Terminal Facilities-Other		1,125.00
121502	118040		FIRE SYSTEMS INSPECTIONS		
121502	118040		M&R Bldgs-Security Bldg		225.00
121502	118040		M&R Transit Shed-T.S. 3		225.00
121502	118040		M&R Transit Shed-T.S. 1		
121502	118040		M&R Leased Facilities-24A (Chiquita)		
121502	118040		M&R Warehouse-Warehouse 52		112.50
121502	118040		M&R Warehouse-Warehouse 51		112.50
121502	118040		M&R Bldgs-Admin Bldg 1100 Cherry St		225.00
121502	118040		M&R Terminal Facilities-Other		
121516	119270		M&R Bldgs-Admin Bldg 1100 Cherry St		285.00
			Line Amount Total		11,511.23
89041	10/07/21	V00828	OnSite Decals, LLC	1,635.00	
121370	119164		2021 Chevrolet Tahoe SSV		515.00
121395	119063		M&R Vehicles-Chevy Tahoe		300.00
121395	119063		Removal of old graphics		
121395	119063		M&R Vehicles-Chevy Tahoe		820.00
121395	119063		Apply New Graphics		
121395	119063		Estimate# 5938		
			Line Amount Total		1,635.00
89042	10/07/21	V00833	M & J Environmental Services LLC	141.95	
121373	119169		Office Supplies		141.95
			Line Amount Total		141.95
89043	10/14/21	V00107	HDR, Inc	369,305.44	
121491	114861		FHIP Reach 1		369,305.44
121491	114861		FHIP - Reach 4		
121491	114861		Professional Services for the FHCIP Reach 1 & 4		
121491	114861		Project No. 20-06		
121491	114861		Board Approved 6/25/2020		
121491	114861		2019 GO Bond		
121491	114861		Other Accounts Payable (JE)		
			Line Amount Total		369,305.44
89044	10/14/21	V00006	Michaela Bevers	109.00	
121546	119296		Telephone		75.00
121546	119296		Technical Training		34.00
			Line Amount Total		109.00
89045	10/14/21	V00007	Office Universe, Inc.	250.68	
121367	119171		Office Supplies		154.20
121368	119172		Office Supplies		1.07
121368	119172		Office Supplies		0.61
121368	119172		Office Supplies		0.15
121368	119172		Office Supplies		0.46
121368	119172		Office Supplies		0.61

Vendor Expenditure

Period: 10/01/21..10/31/21

Port Freeport

Tuesday, December 7, 2021

Page 8

FREEPORTMARY

Check No.	Check Date	Vendor No.	Vendor Name	Check Amount	
Invoice No.	PO No.	GL Account Name	Line Description	Line Amount	
121369	119173		Office Supplies	19.85	
121369	119173		Office Supplies	11.35	
121369	119173		Office Supplies	2.84	
121369	119173		Office Supplies	39.68	
121369	119173		Office Supplies	8.51	
121369	119173		Office Supplies	11.35	
			Line Amount Total	250.68	
89046	10/14/21	V00009	Williams Diesel, Inc	38.26	
121571	119277		M&R TOE-John Deere Gator	29.83	
121572	119278		M&R Bldgs-Gate 14	8.43	
			Line Amount Total	38.26	
89047	10/14/21	V00010	Specialties Company	444.49	
121555	119279		M&R Groundskeeping Equipment-5510 John Deere	11.97	
121556	119280		M&R Groundskeeping Equipment-5510 John Deere	427.17	
121557	119281		M&R Groundskeeping Equipment-5510 John Deere	5.35	
			Line Amount Total	444.49	
89048	10/14/21	V00013	Mary Campus	44.13	
121544	119295		Office Supplies	21.95	
121544	119295		Automobile Expense	22.18	
			Line Amount Total	44.13	
89049	10/14/21	V00021	Gulf Coast Paper Company	463.61	
121323	119154		Office Supplies	18.06	
121323	119154		Office Supplies	10.32	
121323	119154		Office Supplies	2.58	
121323	119154		Office Supplies	7.74	
121323	119154		Office Supplies	10.32	
121441	119188		Office Supplies	414.59	
			Line Amount Total	463.61	
89050	10/14/21	V00024	Waste Management	943.57	
121478	119213		Contract Services	401.33	
121479	119214		Contract Services	125.00	
121480	119215		Contract Services	417.24	
			Line Amount Total	943.57	
89051	10/14/21	V00038	Killum Pest Control	1,005.00	
121449	119193		M&R Warehouse-Warehouse 51	295.00	
121496	107087		M&R Bldgs-Admin Bldg 1100 Cherry St	142.33	
121496	107087		M&R Bldgs-Buildings Berth 7	20.27	
121496	107087		M&R Bldgs-Scale House	9.70	
121496	107087		M&R Bldgs-Maintenance Bldg	142.33	
121496	107087		M&R Bldgs-Operations Bldg	142.34	
121496	107087		M&R Transit Shed-T.S. 1	142.34	
121496	107087		M&R Bldgs-Security Bldg	58.49	
121496	107087		M&R Bldgs-Gate 4	17.40	
121496	107087		M&R Bldgs-Gate 8-Guard Bldg	17.40	
121496	107087		M&R Bldgs-Gate 14	17.40	
121496	107087		Quarterly Pest Control Service June 2018 thru May 2022		
			Line Amount Total	1,005.00	
89052	10/14/21	V00040	The Brazosport Facts	1,030.30	
121566	119311		Community Advertising	310.00	

Vendor Expenditure

Period: 10/01/21..10/31/21

Port Freeport

Tuesday, December 7, 2021

Page 9

FREEPORTMARY

Check No.	Check Date	Vendor No.	Vendor Name	Check Amount	
Invoice No.	PO No.	GL Account Name	Line Description		Line Amount
121566		119311	Legal Fees		720.30
			Line Amount Total		1,030.30
89053	10/14/21	V00041	Evco Industrial Hardware	89.49	
121533		119275	M&R Groundskeeping Equipment-5510 John Deere		32.77
121534		119276	M&R TOE-Street Sweeper		56.72
			Line Amount Total		89.49
89054	10/14/21	V00046	Sprint Waste Services	430.10	
121558		119282	Contract Services		430.10
			Line Amount Total		430.10
89055	10/14/21	V00054	Summit Electric Supply	583.17	
121471		119187	M&R TOE-Taylor Generator #11878		12.89
121471		119187	M&R TOE-Taylor Generator #12187		12.89
121471		119187	M&R TOE-Taylor Generator #12216		12.89
121471		119187	M&R TOE-Taylor Generator #12462		12.89
121471		119187	M&R TOE-Taylor Generator #12350		12.90
121471		119187	M&R TOE-Taylor Generator #12010		12.90
121472		119204	M&R TOE-General Terminal Ops Equip & Tools		85.96
121472		119204	M&R Bldgs-Gate 8-Guard Bldg		169.15
121560		119273	M&R Bldgs-Maintenance Bldg		193.94
121561		119309	2022 Cyber Security Upgrade		56.76
			Line Amount Total		583.17
89056	10/14/21	V00071	Verizon Wireless	151.96	
121567		119291	Telephone		75.98
121567		119291	Telephone		37.99
121567		119291	Telephone		37.99
			Line Amount Total		151.96
89057	10/14/21	V00077	Brookside Equipment	125.00	
121522		119274	M&R Groundskeeping Equipment-Misc		125.00
			Line Amount Total		125.00
89058	10/14/21	V00080	On Hold Marketing Works	39.00	
121459		119222	Lease Expense		39.00
			Line Amount Total		39.00
89059	10/14/21	V00087	Payment vendor ledger entry is not found check# 89059.	0.00	
			Line Amount Total		
89060	10/14/21	V00087	Payment vendor ledger entry is not found check# 89060.	0.00	
			Line Amount Total		
89061	10/14/21	V00087	Payment vendor ledger entry is not found check# 89061.	0.00	
			Line Amount Total		
89062	10/14/21	V00087	Reliant	73,877.06	
121333		119103	Electricity		30.22
121334		119104	Electricity		199.78
121335		119105	Telephone		188.76
121336		119106	Electricity		181.72
121337		119109	Electricity		16.53
121338		119110	Electricity		26.73

Vendor Expenditure

Period: 10/01/21..10/31/21

Port Freeport

Tuesday, December 7, 2021

Page 10

FREEPORTMARY

Check No.	Check Date	Vendor No.	Vendor Name	Check Amount	
Invoice No.	PO No.	GL Account Name	Line Description	Line Amount	
121339	119111		Electricity	61.57	
121340	119113		Electricity	16.35	
121341	119114		Electricity	729.30	
121342	119115		Electricity	58.65	
121343	119117		Electricity	36.82	
121344	119118		Electricity	93.43	
121345	119120		Electricity	9.98	
121346	119121		Electricity	31.28	
121347	119122		Electricity	124.57	
121348	119123		Electricity	15.53	
121349	119126		Electricity	545.72	
121350	119127		Electricity	974.56	
121351	119128		Electricity	439.54	
121352	119130		Electricity	51.96	
121353	119131		Electricity	25.96	
121354	119133		Electricity	966.12	
121355	119134		Electricity	644.83	
121397	119102		Electricity	31,879.67	
121398	119107		Electricity	4,223.11	
121399	119108		Electricity	1,025.85	
121400	119112		Electricity	3,794.68	
121401	119116		Electricity	1,278.76	
121402	119119		Electricity	5,659.67	
121403	119124		Electricity	3,094.64	
121404	119125		Electricity	6,415.75	
121405	119129		Electricity	2,908.20	
121406	119132		Electricity	8,126.82	
			Line Amount Total	73,877.06	
89063	10/14/21	V00091	Wells Fargo	13,046.89	
121570	119302		Other Accounts Payable (JE)	13,046.89	
			Line Amount Total	13,046.89	
89064	10/14/21	V00096	Centerpoint Energy	23.19	
121528	119289		Water & Gas	23.19	
			Line Amount Total	23.19	
89065	10/14/21	V00115	AT&T:979-373-0020 6635	950.04	
121520	119290		Telephone	351.51	
121520	119290		Telephone	199.51	
121520	119290		Telephone	47.50	
121520	119290		Telephone	152.01	
121520	119290		Telephone	199.51	
			Line Amount Total	950.04	
89066	10/14/21	V00178	Waypoint	1,000.00	
121569	119285		Contract Services	1,000.00	
			Line Amount Total	1,000.00	
89067	10/14/21	V00184	Dianna Kile	1,320.00	
121531	119294		Contract Labor Expense	1,320.00	
			Line Amount Total	1,320.00	
89068	10/14/21	V00187	Brazoria County Septic Service	1,688.00	
121521	119301		Contract Services	1,688.00	
			Line Amount Total	1,688.00	

Vendor Expenditure

Period: 10/01/21..10/31/21

Port Freeport

Tuesday, December 7, 2021

Page 11

FREEPORTMARY

Check No.	Check Date	Vendor No.	Vendor Name	Check Amount	
Invoice No.	PO No.	GL Account Name	Line Description		Line Amount
89069	10/14/21	V00189	Energia Resources, Inc.	71.10	
121435	119185		M&R TOE-Street Sweeper		71.10
			Line Amount Total		71.10
89070	10/14/21	V00200	The Chamber Brazosport Area	400.00	
121563	119271		Dues & Memberships & Licenses		400.00
			Line Amount Total		400.00
89071	10/14/21	V00201	CDW Government	3,048.00	
121526	118826		2022 Cyber Security Upgrade		2,916.00
121526	118826		APC SUA500PDR-H		
121526	118826		For Capital Port wireless upgrade		
121526	118826		Quote# MHL506		
121526	118826		Texas DIR Contract # DIR-TSO-3865		
121527	119284		Office Supplies		132.00
			Line Amount Total		3,048.00
89072	10/14/21	V00249	JOC Group Inc.	4,000.00	
121514	116570		Industry Advertising		4,000.00
121514	116570		Joc Group Media package for FY2021		
121514	116570		FTZ Advertising		
121514	116570		Full page FTZ August		
			Line Amount Total		4,000.00
89073	10/14/21	V00250	Lincoln National Life Insurance Company	5,721.95	
121540	119292		Group LTD Insurance		214.18
121540	119292		Group LTD Insurance		117.54
121540	119292		Group LTD Insurance		276.81
121540	119292		Group LTD Insurance		8.70
121540	119292		Group LTD Insurance		107.35
121540	119292		Group LTD Insurance		38.80
121540	119292		Group LTD Insurance		22.98
121540	119292		Group LTD Insurance		58.71
121540	119292		Group LTD Insurance		25.97
121540	119292		Group LTD Insurance		80.26
121540	119292		Group STD Insurance		259.01
121540	119292		Group STD Insurance		145.55
121540	119292		Group STD Insurance		413.82
121540	119292		Group STD Insurance		14.39
121540	119292		Group STD Insurance		108.83
121540	119292		Group STD Insurance		43.00
121540	119292		Group STD Insurance		38.01
121540	119292		Group STD Insurance		83.03
121540	119292		Group STD Insurance		43.00
121540	119292		Group STD Insurance		108.74
121541	119297		Retirement Expense		263.79
121541	119297		Retirement Expense		106.12
121541	119297		Retirement Expense		453.77
121541	119297		Retirement Expense		102.40
121541	119297		Retirement Expense		37.10
121541	119297		Retirement Expense		18.57
121541	119297		Retirement Expense		67.15
121541	119297		Retirement Expense		51.20
121541	119297		Retirement Expense		61.59

Vendor Expenditure

Period: 10/01/21..10/31/21

Port Freeport

Tuesday, December 7, 2021

Page 12

FREEPORTMARY

Check No.	Check Date	Vendor No.	Vendor Name	Check Amount	
Invoice No.	PO No.	GL Account Name	Line Description	Line Amount	
121542	119298		Retirement Expense	263.79	
121542	119298		Retirement Expense	106.12	
121542	119298		Retirement Expense	453.77	
121542	119298		Retirement Expense	102.40	
121542	119298		Retirement Expense	37.10	
121542	119298		Retirement Expense	18.57	
121542	119298		Retirement Expense	67.15	
121542	119298		Retirement Expense	79.40	
121542	119298		Retirement Expense	61.59	
121543	119299		Retirement Expense	263.79	
121543	119299		Retirement Expense	106.12	
121543	119299		Retirement Expense	453.77	
121543	119299		Retirement Expense	102.40	
121543	119299		Retirement Expense	37.10	
121543	119299		Retirement Expense	18.57	
121543	119299		Retirement Expense	67.15	
121543	119299		Retirement Expense	51.20	
121543	119299		Retirement Expense	61.59	
				Line Amount Total	5,721.95
89074	10/14/21	V00266	Pitney Bowes, Inc. Purchase Power	222.06	
121552	119287		Postage and Freight	39.86	
121552	119287		Postage and Freight	22.78	
121552	119287		Postage and Freight	91.11	
121552	119287		Postage and Freight	5.68	
121552	119287		Postage and Freight	17.10	
121552	119287		Postage and Freight	5.68	
121552	119287		Postage and Freight	5.68	
121552	119287		Postage and Freight	11.39	
121552	119287		Postage and Freight	22.78	
				Line Amount Total	222.06
89075	10/14/21	V00316	National Association of Foreign Trade Zones	1,250.00	
121547	119286		Dues & Memberships & Licenses	1,250.00	
				Line Amount Total	1,250.00
89076	10/14/21	V00398	City of Clute	1,150.00	
121532	119317		Community Advisory Panel Meeting		
121532	119317		Reservation Fee (\$250) & Deposit (\$350)	600.00	
121532	119317		per hour of event 4-9 pm		
121532	119317		Clean up Fee	300.00	
121532	119317		Event Set-up & Breakdown Fee	250.00	
121532	119317		Reciept No: 35744		
				Line Amount Total	1,150.00
89077	10/14/21	V00492	Lee Oil Company, LLC	1,691.00	
121513	119162		Fuel/Oil	1,691.00	
121513	119162		Gallons of Unleaded Fuel for Tank		
				Line Amount Total	1,691.00
89078	10/14/21	V00517	Covenant K9 Detection Services	1,800.00	
121485	116712		52HRs per day for narcotics, weapons, currency &		
121485	116712		explosive K9 detection Services		
121485	116712		Security Service Fees	1,800.00	
121485	116712		Oct. 2020 - Sept. 2021		

Vendor Expenditure

Period: 10/01/21..10/31/21

Port Freeport

Tuesday, December 7, 2021

Page 13

FREEPORTMARY

Check No.	Check Date	Vendor No.	Vendor Name	Check Amount	
Invoice No.	PO No.	GL Account Name	Line Description		Line Amount
121485		116712	Security Service Fees		
			Line Amount Total		1,800.00
89079	10/14/21	V00589	TransUnion Risk and Alternative	125.00	
121505		115972	Subscriptions		125.00
121505		115972	Monthly Feature Fee for TLOxp Service		
121505		115972	October 2020- September 2021		
			Line Amount Total		125.00
89080	10/14/21	V00625	PAS Property Acquisition Services LLC	11,268.75	
121518		113143	Construction in Progress		
121518		113143	Professional Services Relocation Services-NTE		
121518		113143	Commission Approved 1/9/2020		
121518		113143	Change Order#1:		
121518		113143	Construction in Progress		4,275.00
121518		113143	Professional Services Relocation Services-NTE		
121518		113143	Covered under PS authorization & Resolution for		
121518		113143	Condemnation 12/2019		
121551		113143	Construction in Progress		
121551		113143	Professional Services Relocation Services-NTE		
121551		113143	Commission Approved 1/9/2020		
121551		113143	Change Order#1:		
121551		113143	Construction in Progress		6,993.75
121551		113143	Professional Services Relocation Services-NTE		
121551		113143	Covered under PS authorization & Resolution for		
121551		113143	Condemnation 12/2019		
			Line Amount Total		11,268.75
89081	10/14/21	V00662	J&M Custom Screen Printing	3,230.24	
121391		117944	Community Event-TACFT		3,165.24
121391		117944	Street Banners to replace old inventory- 4'X36"		
121391		117944	5 Char., 2 Blank Vinyl patches w/text added		
121391		117944	Set-Up		25.00
121391		117944	Shipping		40.00
			Line Amount Total		3,230.24
89082	10/14/21	V00668	DARE Capital Partners, LLC	2,530.13	
121530		119300	M&R Other-Mowing, Weed Control Etc		2,530.13
			Line Amount Total		2,530.13
89083	10/14/21	V00673	Phoenix Products LLC	1,217.01	
121501		118945	M&R TOE-Gantry Crane		1,147.00
121501		118945	Work Light:EM2-140-WF-277-480-V2		
121501		118945	M&R TOE-Gantry Crane		70.01
121501		118945	3% Transportation Surcharge		
121501		118945	Quote# Q-020209-20210830-1057		
121501		118945	4 Week Lead Time		
			Line Amount Total		1,217.01
89084	10/14/21	V00697	Northern Safety Co., Inc.	705.90	
121456		119224	Safety Supplies		256.00
121548		119312	Safety Supplies		449.90
			Line Amount Total		705.90
89085	10/14/21	V00707	Proforma	1,251.00	
121461		119261	Industry Advertising		690.00

Vendor Expenditure

Period: 10/01/21..10/31/21

Port Freeport

Tuesday, December 7, 2021

Page 14

FREEPORTMARY

Check No.	Check Date	Vendor No.	Vendor Name	Check Amount	
Invoice No.	PO No.	GL Account Name	Line Description	Line Amount	
121462	119262		Industry Advertising	245.00	
121553	119283		Community Event-Port Golf Tournament	316.00	
			Line Amount Total	1,251.00	
89086	10/14/21	V00759	TransTech of SC Inc.	3,340.27	
121504	119197		Inventory- Spare Parts ZPMC Cranes	3,340.27	
121504	119197		Eltromagnetic Brake -ST65813		
121504	119197		Proprietary Vendor		
121504	119197		Quote# 109983		
			Line Amount Total	3,340.27	
89087	10/14/21	V00770	UniFirst Holdings Inc.	30.88	
121506	117829		Annual Contract - Ops Employees uniforms, mats		
121506	117829		towels, soap etc.		
121506	117829		Maint and Operations Supplies		
121506	117829		Other Receivables		
121506	117829		M&R Bldgs-Operations Bldg		
121506	117829		Annual Contract - EOC mats, soap etc.		
121506	117829		M&R Bldgs-Security Bldg		
121506	117829		Annual Contract - Admin mats, soap etc.		
121506	117829		M&R Bldgs-Admin Bldg 1100 Cherry St	30.88	
121506	117829		3Year Agreement Effective June 2021 - May 2023		
121506	117829		2% Annual Increase based on BuyBoard - No auto		
121506	117829		renewal after the end of Year 3		
121506	117829		Year 1 of 3 Year Agreement June 2021 - May 2022		
			Line Amount Total	30.88	
89088	10/14/21	V00820	ADT Commercial LLC	854.00	
121422	119219		Badge Supplies	854.00	
			Line Amount Total	854.00	
89089	10/14/21	V00834	Feniex Industries Inc.	3,136.72	
121495	119175		2021 Chevrolet Tahoe SSV	388.00	
121495	119175		Siren System		
121495	119175		2021 Chevrolet Tahoe SSV	406.00	
121495	119175		Side and Rear work Lights		
121495	119175		2021 Chevrolet Tahoe SSV	2,316.00	
121495	119175		Interior Emergency Lights		
121495	119175		2021 Chevrolet Tahoe SSV	10.00	
121495	119175		QUAD Converter Controller		
121495	119175		2021 Chevrolet Tahoe SSV	16.72	
121495	119175		Shipping		
121495	119175		Reference: 20210914-105317016		
121495	119175		Board Approved 6/10/2021		
			Line Amount Total	3,136.72	
89090	10/14/21	V00836	DetectaChem, Inc.	656.75	
121432	119218		Furniture and Equipment Purchases <\$5,000	656.75	
			Line Amount Total	656.75	
89091	10/21/21	V00085	Moffatt & Nichol	18,112.24	
121499	109484		Professional Services for the Velasco Terminal		
121499	109484		Berths 8 & 9		
121499	109484		Construction in Progress	18,112.24	
121499	109484		Board Approved 1/24/19		
121499	109484		Change Order #1		
121499	109484		Construction in Progress		

Vendor Expenditure

Period: 10/01/21..10/31/21

Port Freeport

Tuesday, December 7, 2021

Page 15

FREEPORTMARY

Check No.	Check Date	Vendor No.	Vendor Name	Check Amount	
Invoice No.	PO No.	GL Account Name	Line Description	Line Amount	
121499		109484	Board Approved 1/28/2021		
			Line Amount Total	18,112.24	
89092	10/21/21	V00107	HDR, Inc	291,583.23	
121517		119310	Levee Stabilization - Reach 2	28,940.57	
121536		119318	Levee Stabilization - Reach 2	19,293.20	
121537		114861	FHIP Reach 1	239,376.00	
121537		114861	FHIP - Reach 4		
121537		114861	Professional Services for the FHCIP Reach 1 & 4		
121537		114861	Project No. 20-06		
121537		114861	Board Approved 6/25/2020		
121537		114861	2019 GO Bond		
121537		114861	Other Accounts Payable (JE)		
121538		111067	FHIP Reach 2		
121538		111067	Engineering Services		
121538		111067	Project # 19-09		
121538		111067	Board Approved 6/13/2019		
121538		111067	Change Order 1		
121538		111067	FHIP Reach 2	3,973.46	
121538		111067	Board Approved 9/12/2019		
121538		111067	Change Order 2		
121538		111067	FHIP Reach 2		
121538		111067	Board Approved 3/25/2021		
			Line Amount Total	291,583.23	
89093	10/21/21	V00005	Phyllis Saathoff	961.15	
121615		119332	Telephone	136.75	
121615		119332	Technical Training	824.40	
			Line Amount Total	961.15	
89094	10/21/21	V00007	Office Universe, Inc.	29.32	
121549		119288	Office Supplies	29.32	
			Line Amount Total	29.32	
89095	10/21/21	V00026	Lowe's	132.68	
121451		119221	M&R Bldgs-Security Bldg	103.33	
121451		119221	M&R Warehouse-Warehouse 51	29.35	
			Line Amount Total	132.68	
89096	10/21/21	V00041	Evco Industrial Hardware	193.76	
121612		119319	M&R TOE-Gantry Crane	27.04	
121612		119319	M&R TOE-Gantry Crane	27.05	
121613		119320	M&R Groundskeeping Equipment-5510 John Deere	37.70	
121614		119321	M&R TOE-Gantry Crane	50.98	
121614		119321	M&R TOE-Gantry Crane	50.99	
			Line Amount Total	193.76	
89097	10/21/21	V00048	Superior Fabrication	426.00	
121476		119245	M&R Transit Shed-T.S. Sprinkler System	426.00	
			Line Amount Total	426.00	
89098	10/21/21	V00050	Northern Tool & Equipment	328.21	
121458		119246	M&R Groundskeeping Equipment-5510 John Deere	328.21	
			Line Amount Total	328.21	
89099	10/21/21	V00053	Shred It Houston	380.48	
121554		119293	Office Supplies	66.59	

Vendor Expenditure

Period: 10/01/21..10/31/21

Port Freeport

Tuesday, December 7, 2021

Page 16

FREEPORTMARY

Check No.	Check Date	Vendor No.	Vendor Name	Check Amount	
Invoice No.	PO No.	GL Account Name	Line Description	Line Amount	
121554	119293		Office Supplies	38.05	
121554	119293		Office Supplies	152.19	
121554	119293		Office Supplies	9.51	
121554	119293		Office Supplies	28.54	
121554	119293		Office Supplies	9.51	
121554	119293		Office Supplies	19.02	
121554	119293		Office Supplies	19.02	
121554	119293		Office Supplies	38.05	
			Line Amount Total	380.48	
89100	10/21/21	V00054	Summit Electric Supply	12,235.83	
121559	118948		Hardware for Siklu Project	12,188.92	
121559	118948		Quotation # 2002442824		
121593	118948		Hardware for Siklu Project	37.52	
121593	118948		Quotation # 2002442824		
121627	118948		Hardware for Siklu Project	9.39	
121627	118948		Quotation # 2002442824		
			Line Amount Total	12,235.83	
89101	10/21/21	V00058	Ravi K. Singhania	1,732.08	
121626	119330		Technical Training	1,172.02	
121626	119330		Commercial Event-JOC Breakbulk-Commissioners	560.06	
			Line Amount Total	1,732.08	
89102	10/21/21	V00062	AT&T Mobility	509.68	
121581	119348		Telephone	104.01	
121581	119348		Telephone	217.63	
121581	119348		Telephone	94.02	
121581	119348		Telephone	94.02	
			Line Amount Total	509.68	
89103	10/21/21	V00067	Quill Corporation	365.99	
121616	119333		Office Supplies	365.99	
			Line Amount Total	365.99	
89104	10/21/21	V00085	Moffatt & Nichol	157.25	
121500	117346		Construction in Progress	157.25	
121500	117346		Velasco Terminal Ro/Ro Ramp @ Berth8		
121500	117346		Board Approved 3/25/2021		
			Line Amount Total	157.25	
89105	10/21/21	V00097	Comcast Business	2,597.68	
121529	119306		Contract Services	2,597.68	
			Line Amount Total	2,597.68	
89106	10/21/21	V00100	LJA Engineering Inc.	597.78	
121621	111718		Construction In Progress-Area 3		
121621	111718		Construction In Progress-Area 4	597.78	
121621	111718		Construction In Progress-Area 5 Phase II		
121621	111718		Construction in Progress-Area 4		
121621	111718		Balance carried over from PO# 10615		
121621	111718		Board Approved 11/14/13		
			Line Amount Total	597.78	
89107	10/21/21	V00101	Sunstates Security, LLC	64,725.77	
121594	119350		Security Service Fees	15.53	
121595	119352		Security Service Fees	828.00	
121596	119358		Security Service Fees	928.98	

Vendor Expenditure

Period: 10/01/21..10/31/21

Port Freeport

Tuesday, December 7, 2021

Page 17

FREEPORTMARY

Check No.	Check Date	Vendor No.	Vendor Name	Check Amount	
Invoice No.	PO No.	GL Account Name	Line Description	Line Amount	
121597	119361		Security Service Fees	434.70	
121598	119362		Security Service Fees	928.98	
121599	119364		Security Service Fees	871.99	
121607	119351		Security Service Fees	30,391.50	
121608	119363		Security Service Fees	30,326.09	
			Line Amount Total	64,725.77	
89108	10/21/21	V00108	Rudy R. Santos	786.22	
121617	119331		Commercial Event-JOC Breakbulk-Commissioners	786.22	
			Line Amount Total	786.22	
89109	10/21/21	V00110	Jason Miura	631.08	
121630	119360		Sales/Promotion Travel	68.11	
121630	119360		Telephone	136.75	
121587	119359		Sales/Promotion Travel	37.47	
121587	119359		Commercial Events	182.73	
121587	119359		Commerical Event-JOC Breakbulk-Business Developmen	40.65	
121587	119359		Telephone	136.75	
121587	119359		Community Events	28.62	
			Line Amount Total	631.08	
89110	10/21/21	V00112	Tricia Vela	172.18	
121602	119368		Telephone	75.00	
121603	119369		Telephone	75.00	
121603	119369		Community Events	13.16	
121603	119369		Community Event-Port Golf Tournament	9.02	
			Line Amount Total	172.18	
89111	10/21/21	V00119	JH Sanchez Holding Company	6,235.00	
121539	116906		Janitorial Services February 2021-January 2022		
121539	116906		M&R Bldgs-Admin Bldg 1100 Cherry St	2,723.00	
121539	116906		M&R Bldgs-Security Bldg	454.45	
121539	116906		M&R Bldgs-Operations Bldg	629.45	
121539	116906		M&R Bldgs-Buildings VT Berth 7-Restrooms	948.60	
121539	116906		M&R Bldgs-Buildings VT Berth 7-Breakroom	202.00	
121539	116906		M&R Transit Shed-T.S. 3	91.50	
121539	116906		M&R Bldgs-Maintenance Bldg	110.00	
121539	116906		M&R Bldgs-Security Bldg-Customs Office Bldg	1,076.00	
121539	116906		2nd Year of 3 Year Contract Feb 2021-Jan 2022		
121539	116906		Board Approved 1/23/2020		
			Line Amount Total	6,235.00	
89112	10/21/21	V00125	AT&T:979-230-9161 754-5	429.73	
121582	119349		Telephone	46.61	
121582	119349		Telephone	46.61	
121582	119349		Telephone	336.51	
			Line Amount Total	429.73	
89113	10/21/21	V00132	American Journal of Transportation	2,315.00	
121519	116677		Industry Advertising		
121519	116677		1/2 page Gulf Ports & Trade March 2021		
121519	116677		Industry Advertising	1,700.00	
121519	116677		1/2 Page Ro/Ro Shipping September 2021		
121519	116677		Industry Advertising		
121519	116677		1/2 Page North American Auto Logistics		
121519	116677		Industry Advertising	615.00	

Vendor Expenditure

Period: 10/01/21..10/31/21

Port Freeport

Tuesday, December 7, 2021

Page 18

FREEPORTMARY

Check No.	Check Date	Vendor No.	Vendor Name	Check Amount	
Invoice No.	PO No.	GL Account Name	Line Description		Line Amount
121519	116677		Feb-Sept Daily Newswire banner (180X150)		
121519	116677		Industry Advertising		
121519	116677		Oct-Dec Daily Newswire banner -Apply to FY22		
			Line Amount Total		2,315.00
89114	10/21/21	V00148	Weighing Technologies	5,631.00	
121629	119323		Emergency Recovery Efforts - Hurricane		5,631.00
			Line Amount Total		5,631.00
89115	10/21/21	V00159	Principal Life Insurance-PLIC-SBD Grand Island	2,957.31	
121606	119347		Group Dental Insurance		378.97
121606	119347		Group Dental Insurance		245.23
121606	119347		Group Dental Insurance		698.83
121606	119347		Group Dental Insurance		13.13
121606	119347		Group Dental Insurance		296.61
121606	119347		Group Dental Insurance		68.12
121606	119347		Group Dental Insurance		51.99
121606	119347		Group Dental Insurance		207.96
121606	119347		Group Dental Insurance		94.37
121606	119347		Group Dental Insurance		140.74
121606	119347		Group Dental Insurance		193.24
121606	119347		Other Receivables-Kresta		51.99
121606	119347		Group Vision Insurance		79.74
121606	119347		Group Vision Insurance		51.57
121606	119347		Group Vision Insurance		149.12
121606	119347		Group Vision Insurance		3.03
121606	119347		Group Vision Insurance		61.23
121606	119347		Group Vision Insurance		13.02
121606	119347		Group Vision Insurance		12.08
121606	119347		Group Vision Insurance		48.32
121606	119347		Group Vision Insurance		19.08
121606	119347		Group Vision Insurance		27.37
121606	119347		Group Vision Insurance		39.49
121606	119347		Other Receivables-Kresta		12.08
			Line Amount Total		2,957.31
89116	10/21/21	V00178	Waypoint	7,215.24	
121611	118946		Furniture and Equipment Purchases <\$5,000		1,655.31
121611	118946		Dell Latitude 5520		
121611	118946		Furniture and Equipment Purchases <\$5,000		259.93
121611	118946		Dell WD19S Dock		
121611	118946		IT laptop w/desktop docking station for JC		
121611	118946		Quote # AAAQ11275		
121568	119009		1 Year VMWare Horizon 50 CCu Renewal		5,300.00
121568	119009		Quote: AAAQ11524		
			Line Amount Total		7,215.24
89117	10/21/21	V00181	Canon Solutions America, Inc.	645.65	
121523	119303		Maint & Repair - Office Equipment		148.04
121524	119304		Maint & Repair - Office Equipment		207.49
121525	119305		Maint & Repair - Office Equipment		290.12
			Line Amount Total		645.65
89118	10/21/21	V00184	Dianna Kile	1,320.00	
121604	119366		Contract Labor Expense		1,320.00
			Line Amount Total		1,320.00

Vendor Expenditure

Period: 10/01/21..10/31/21

Port Freeport

Tuesday, December 7, 2021

Page 19

FREEPORT/MARY

Check No.	Check Date	Vendor No.	Vendor Name	Check Amount	
Invoice No.	PO No.	GL Account Name	Line Description	Line Amount	
89119	10/21/21	V00201	CDW Government	144.20	
121583	119334		Adm Commission Meeting Room A/V Upgrade		144.20
			Line Amount Total		144.20
89120	10/21/21	V00207	ABC, Inc.	125.00	
121580	119357		Community Events		125.00
			Line Amount Total		125.00
89121	10/21/21	V00228	Department of Information Resources	339.85	
121584	119370		Telephone		61.00
121584	119370		Telephone		34.86
121584	119370		Telephone		139.43
121584	119370		Telephone		8.71
121584	119370		Telephone		26.14
121584	119370		Telephone		8.71
121584	119370		Telephone		8.71
121584	119370		Telephone		17.43
121584	119370		Telephone		34.86
			Line Amount Total		339.85
89122	10/21/21	V00250	Lincoln National Life Insurance Company	45.30	
121620	119322		Group LTD Insurance		45.30
			Line Amount Total		45.30
89123	10/21/21	V00283	Diver Overhead Door	21,550.00	
121619	119137		Emergency Recovery Efforts - Hurricane		21,550.00
121619	119137		Furnish labor, materials, equip. & Insurance for		
121619	119137		Hurricane Nicholas Emergency Replacement of doors		
121619	119137		at the Chiquita Maintenance Shop		
121619	119137		Price Quote : 9/21/2021		
			Line Amount Total		21,550.00
89124	10/21/21	V00385	Hose & Accessory Sales, Inc.	920.16	
121586	119355		2022 Cyber Security Upgrade		920.16
			Line Amount Total		920.16
89125	10/21/21	V00391	Texas Department of Licensing and Regulation	20.00	
121600	119353		M&R Bldgs-Security Bldg		20.00
			Line Amount Total		20.00
89126	10/21/21	V00515	Talk About Good	2,738.00	
121609	119314		GOLF 2021: Lunch & Dinner Catering- 10/18/21		
121609	119314		Community Event-Port Golf Tournament		1,188.00
121609	119314		100 qty Fajita Combo dinner, chips & salsa		
121609	119314		Community Event-Port Golf Tournament		1,550.00
121609	119314		200 qty. Box Lunches: assorted sandwiches w/ chips		
121609	119314		& cookies		
			Line Amount Total		2,738.00
89127	10/21/21	V00593	McAllen Signal and Boring , LLC	500.00	
121511	115671		M&R Rail-Other		500.00
121511	115671		Highway 36 Railroad Crossing Singal Maint. & Insp		
			Line Amount Total		500.00
89128	10/21/21	V00663	B&K Motor Parts, Inc	2,192.38	
121618	119372		M&R Vehicles-Chevy Tahoe		43.64
121618	119372		Fuel/Oil		134.91

Vendor Expenditure

Period: 10/01/21..10/31/21

Port Freeport

Tuesday, December 7, 2021

Page 20

FREEPORTMARY

Check No.	Check Date	Vendor No.	Vendor Name	Check Amount	
Invoice No.	PO No.	GL Account Name	Line Description	Line Amount	
121618	119372		M&R Groundskeeping Equipment-5510 John Deere	190.62	
121618	119372		M&R Vehicles-International Fuel Truck	310.88	
121618	119372		M&R Vehicles-International Fuel Truck	-54.00	
121618	119372		M&R TOE-Street Sweeper	133.52	
121618	119372		Fuel/Oil	105.98	
121618	119372		M&R Transit Shed-T.S. Sprinkler System	23.12	
121618	119372		Maint and Operations Supplies	31.14	
121618	119372		M&R TOE-John Deere Gator	36.37	
121618	119372		M&R TOE-John Deere Gator	99.40	
121618	119372		M&R TOE-General Terminal Ops Equip & Tools	11.99	
121618	119372		M&R TOE-Yard Truck-PF29	136.43	
121618	119372		M&R Security Equipment-Security Sign	637.00	
121618	119372		M&R Security Equipment-Security Sign	-108.00	
121618	119372		M&R Vehicles-Chevy Tahoe	143.33	
121618	119372		M&R Vehicles-Chevy Tahoe	83.43	
121618	119372		M&R Vehicles-Chevy Tahoe	18.67	
121618	119372		M&R Vehicles-Nissan Rogue	97.99	
121618	119372		Maint and Operations Supplies	115.96	
			Line Amount Total	2,192.38	
89129	10/21/21	V00682	SHI Government Solutions Inc.	1,502.26	
121407	118947		Moxa EDS-P510A-8PoE-2GTXSFP-T Switch	1,502.26	
121407	118947		Quotation # 20939848		
121407	118947		Texas DIR Contract# DIR-TSO-4056		
			Line Amount Total	1,502.26	
89130	10/21/21	V00759	TransTech of SC Inc.	7,936.59	
121628	118305		SLIPR.ASSY ST2024274	1,998.32	
121628	118305		SLIPR.ASSY ST2024274	1,998.32	
121628	118305		Plane-Slipring PL ST76981	489.00	
121628	118305		Plane-Slipring PL ST76981	489.00	
121628	118305		Double Brush Holder ST6043115	429.75	
121628	118305		Double Brush Holder ST6043115	429.75	
121628	118305		Chain Disc 1/2" ST1065775	205.19	
121628	118305		Chain Disc 1/2" ST1065775	205.19	
121628	118305		Shock Absorber Koni ST2023677	796.73	
121628	118305		Shock Absorber Koni ST2023677	796.73	
121628	118305		Quote# 111676		
121628	118305		Freight	49.30	
121628	118305		Freight	49.31	
			Line Amount Total	7,936.59	
89131	10/21/21	V00777	McGuireWoods Consulting, LLC	5,000.00	
121625	118078		Consultant Fees - Other	5,000.00	
121625	118078		Strategic Communications & Social Media Consulting		
121625	118078		& Developmen for monthly flat fee plus additional		
121625	118078		fees for advertising to be included in separate		
121625	118078		budget item-30 day writted notice to terminate		
121625	118078		Community Advertising -Boost Ad		
			Line Amount Total	5,000.00	
89132	10/21/21	V00809	Thomas Reuters Holdings Inc.	137.13	
121564	118864		Subscriptions	137.13	
121564	118864		Monthly Feature Fee for CLEAR Investigation/		
121564	118864		Background Services for 1 Year		

Vendor Expenditure

Period: 10/01/21..10/31/21

Port Freeport

Tuesday, December 7, 2021

Page 21

FREEPORTMARY

Check No.	Check Date	Vendor No.	Vendor Name	Check Amount	
Invoice No.	PO No.	GL Account Name	Line Description		Line Amount
121564		118864	October 2021 - September 2022		
			Line Amount Total		137.13
89133	10/21/21	V00839	Robert P. Giesecke	225.86	
121588		119371	Technical Training		225.86
			Line Amount Total		225.86
89134	10/21/21	V00159	Principal Life Insurance-PLIC-SBD Grand Island	1,120.96	
121605		119346	Group Life Insurance		300.06
121605		119346	Group Life Insurance		137.22
121605		119346	Group Life Insurance		339.28
121605		119346	Group Life Insurance		10.59
121605		119346	Group Life Insurance		114.37
121605		119346	Group Life Insurance		48.01
121605		119346	Group Life Insurance		18.58
121605		119346	Group Life Insurance		72.72
121605		119346	Group Life Insurance		5.29
121605		119346	Group Life Insurance		74.84
			Line Amount Total		1,120.96
89135	10/28/21	V00611	McCarthy Building Companies, Inc.	726,680.00	
121545		115127	Levee Stabilization - Reach 2		764,926.00
121545		115127	Freeport Harbor Levee Stabilization Wall		
121545		115127	Project 17-11		
121545		115127	Board Approved 7/23/2020		
121545		115127	Retainage Payable		
121545		115127	Retainage Payable		
121545		115127	Retainage Payable		
121545		115127	Retainage Payable		
121545		115127	Retainage Payable		
121545		115127	Retainage Payable		
121545		115127	Retainage Payable		
121545		115127	Retainage Payable		
121545		115127	Retainage Payable		
121545		115127	Retainage Payable		
121545		115127	Retainage Payable		-38,246.00
			Line Amount Total		726,680.00
89136	10/28/21	V00611	McCarthy Building Companies, Inc.	581,042.21	
121622		112704	Construction in Progress		613,422.07
121622		112704	Labor, Materials, Equip & Insurance for		
121622		112704	Velasco Terminal, Berth 8 Project		
121622		112704	Retainage Payable		
121622		112704	Commission Approved 10/23/19		
121622		112704	Decrease in Contract amount		
121622		112704	Commission Approved 12/12/2019		
121622		112704	Description		
121622		112704	Retainage Payable		
121622		112704	Retainage Payable		
121622		112704	Retainage Payable		
121622		112704	Retainage Payable		
121622		112704	Retainage Payable		
121622		112704	Retainage Payable		
121622		112704	Retainage Payable		
121622		112704	Retainage Payable		
121622		112704	Retainage Payable		

Vendor Expenditure

Period: 10/01/21..10/31/21

Port Freeport

Tuesday, December 7, 2021

Page 22

FREEPORTMARY

Check No.	Check Date	Vendor No.	Vendor Name	Check Amount	
Invoice No.	PO No.	GL Account Name	Line Description		Line Amount
121622	112704		Retainage Payable		
121622	112704		Retainage Payable		
121622	112704		Retainage Payable		
121622	112704		Retainage Payable		
121622	112704		Retainage Payable		
121622	112704		Retainage Payable		
121622	112704		Retainage Payable		
121622	112704		Retainage Payable		
121622	112704		Retainage Payable		
121622	112704		Retainage Payable		-32,379.86
			Line Amount Total		581,042.21
89137	10/28/21	V00611	McCarthy Building Companies, Inc.	499,924.20	
121623	117954		Construction in Progress		526,236.00
121623	117954		RO/RO ramp for VT Berth 8 project		
121623	117954		Board Approved 5/27/2021		
121623	117954		Retainage Payable		-26,311.80
			Line Amount Total		499,924.20
89138	10/28/21	V00611	McCarthy Building Companies, Inc.	1,708.75	
121624	119329		Retainage Payable		1,708.75
			Line Amount Total		1,708.75
89139	10/28/21	V00001	Time Management	1,300.00	
121565	115988		Storage Building Lease		1,300.00
121565	115988		January 1, 2021 - December 31, 2021		
			Line Amount Total		1,300.00
89140	10/28/21	V00004	City of Freeport	21,811.35	
121632	119389		Water & Gas		61.37
121633	119390		Water & Gas		99.53
121634	119391		Water & Gas		613.59
121635	119392		Water & Gas		444.33
121636	119393		Water & Gas		148.51
121674	119450		Water & Gas		20,444.02
			Line Amount Total		21,811.35
89141	10/28/21	V00021	Gulf Coast Paper Company	46.58	
121535	119307		Office Supplies		17.16
121535	119307		Office Supplies		9.81
121535	119307		Office Supplies		2.45
121535	119307		Office Supplies		7.35
121535	119307		Office Supplies		9.81
			Line Amount Total		46.58
89142	10/28/21	V00030	Girouard's Ace Hardware	954.70	
121680	119374		M&R Leased Facilities-Dole		27.87
121680	119374		M&R Warehouse-Warehouse 51		170.94
121680	119374		M&R Warehouse-Warehouse 51		52.00
121680	119374		M&R Bldgs-Maintenance Bldg		17.65
121680	119374		Maint & Repair - Pallets		14.97
121680	119374		M&R Bldgs-Maintenance Bldg		20.09
121680	119374		M&R Transit Shed-T.S. 1		21.68
121680	119374		M&R Transit Shed-T.S. 1		36.76
121680	119374		M&R Transit Shed-T.S. 1		9.98
121680	119374		M&R Transit Shed-T.S. 1		21.17
121680	119374		M&R Transit Shed-T.S. 1		17.99

Vendor Expenditure

Period: 10/01/21..10/31/21

Port Freeport

Tuesday, December 7, 2021

Page 23

FREEPORTMARY

Check No.	Check Date	Vendor No.	Vendor Name	Check Amount	
Invoice No.	PO No.	GL Account Name	Line Description	Line Amount	
121680	119374		M&R Transit Shed-T.S. 1	24.97	
121680	119374		M&R Transit Shed-T.S. 1	8.10	
121680	119374		Maint & Repair - Pallets	20.98	
121680	119374		M&R Bldgs-Admin Bldg 1100 Cherry St	27.08	
121680	119374		M&R Bldgs-Admin Bldg 1100 Cherry St	13.18	
121680	119374		M&R Transit Shed-T.S. 1	69.43	
121680	119374		M&R Transit Shed-T.S. 1	10.15	
121680	119374		M&R Transit Shed-T.S. 1	12.21	
121680	119374		M&R Transit Shed-T.S. 1	4.57	
121680	119374		Maint & Repair - Pallets	19.96	
121680	119374		M&R Bldgs-Maintenance Bldg	21.99	
121680	119374		Office Supplies	3.59	
121680	119374		M&R TOE-John Deere Gator	71.78	
121680	119374		M&R TOE-John Deere Gator	50.97	
121680	119374		Emergency Recovery Efforts - Hurricane	2.95	
121680	119374		Emergency Recovery Efforts - Hurricane	8.64	
121680	119374		Emergency Recovery Efforts - Hurricane	62.90	
121680	119374		M&R Transit Shed-T.S. 1	42.73	
121680	119374		Maint & Repair - Pallets	12.98	
121680	119374		M&R Bldgs-Gate 8-Guard Bldg	13.61	
121680	119374		M&R Bldgs-Gate 4	13.61	
121680	119374		M&R Bldgs-Gate 14	13.61	
121680	119374		M&R Bldgs-Gate 4B	13.61	
			Line Amount Total	954.70	
89143	10/28/21	V00037	Briggs Equipment	76.00	
121644	119381		M&R TOE-Yale Forklift	76.00	
			Line Amount Total	76.00	
89144	10/28/21	V00043	Union Pacific Railroad Company	22,360.00	
121694	119387		Property Lease Expense	22,360.00	
			Line Amount Total	22,360.00	
89145	10/28/21	V00044	Ready Refresh	346.05	
121639	119388		Office Supplies	39.38	
121639	119388		Office Supplies	22.50	
121639	119388		Office Supplies	5.62	
121639	119388		Office Supplies	16.87	
121639	119388		Office Supplies	239.18	
121639	119388		Office Supplies	22.50	
			Line Amount Total	346.05	
89146	10/28/21	V00047	Art's Sign Service	620.07	
121654	119386		M&R TOE-John Deere Gator	620.07	
			Line Amount Total	620.07	
89147	10/28/21	V00054	Summit Electric Supply	887.02	
121589	119335		2022 Cyber Security Upgrade	39.19	
121590	119336		2022 Cyber Security Upgrade	104.78	
121591	119337		2022 Cyber Security Upgrade	11.00	
121592	119338		2022 Cyber Security Upgrade	300.00	
121656	119451		M&R Leased Facilities-Dole	421.42	
121687	118948		Hardware for Siklu Project	10.63	
121687	118948		Quotation # 2002442824		
			Line Amount Total	887.02	

Vendor Expenditure

Period: 10/01/21..10/31/21

Port Freeport

Tuesday, December 7, 2021

Page 24

FREEPORTMARY

Check No.	Check Date	Vendor No.	Vendor Name	Check Amount	
Invoice No.	PO No.	GL Account Name	Line Description	Line Amount	
89148	10/28/21	V00055	Jesse Hibbetts	928.94	
121637		119434	Flexible Spending Emp Reimbursement		664.85
121638		119435	Flexible Spending Emp Reimbursement		264.09
			Line Amount Total		928.94
89149	10/28/21	V00062	AT&T Mobility	342.40	
121671		119460	Telephone		85.60
121671		119460	Telephone		214.00
121671		119460	Telephone		42.80
			Line Amount Total		342.40
89150	10/28/21	V00066	The Wilderness Golf Club	7,567.00	
121692		118291	Charitable Golf Tournament -October 18,2021		
121692		118291	Community Event-Port Golf Tournament		6,885.00
121692		118291	Greens Free-Drink Tickets \$2 up to \$4.50 & Tea/Cof		
121692		118291	Community Event-Port Golf Tournament		700.00
121692		118291	2 Drink tickets each player & volunteer		
121692		118291	Community Event-Port Golf Tournament		675.00
121692		118291	\$7.50/ player outside food/beverage		
121692		118291	Community Event-Port Golf Tournament		7.00
121692		118291	Tea & Coffee services for 200 ppl Estimate \$1.25/		
121692		118291	Sponsor Payment - LJA Tent		-700.00
			Line Amount Total		7,567.00
89151	10/28/21	V00067	Quill Corporation	285.15	
121647		119404	Office Supplies		274.96
121648		119405	Office Supplies		10.19
			Line Amount Total		285.15
89152	10/28/21	V00088	Blue Cross Blue Shield of Texas	69,186.30	
121672		119458	Other Receivables		1,869.90
121673		119459	Group Medical Insurance		10,284.45
121673		119459	Group Medical Insurance		7,479.60
121673		119459	Group Medical Insurance		22,438.80
121673		119459	Group Medical Insurance		6,544.65
121673		119459	Group Medical Insurance		1,869.90
121673		119459	Group Medical Insurance		1,869.90
121673		119459	Group Medical Insurance		6,544.65
121673		119459	Group Medical Insurance		2,804.85
121673		119459	Group Medical Insurance		2,804.85
121673		119459	Group Medical Insurance		4,674.75
			Line Amount Total		69,186.30
89153	10/28/21	V00101	Sunstates Security, LLC	30,356.76	
121658		119448	Security Service Fees		721.91
121688		119446	Security Service Fees		1,053.18
121689		119447	Security Service Fees		28,581.67
			Line Amount Total		30,356.76
89154	10/28/21	V00118	Freeport Marina	177.60	
121659		119449	Fuel/Oil		177.60
			Line Amount Total		177.60
89155	10/28/21	V00166	Van Scoyoc Associates	11,017.32	
121695		115717	Consultant Fees - Other		11,000.00
121695		115717	Govt. Liaison Service Agreement Oct.2020-Sept 2023		
121695		115717	Consultant Fees - Other		17.32

Vendor Expenditure

Period: 10/01/21..10/31/21

Port Freeport

Tuesday, December 7, 2021

Page 25

FREEPORTMARY

Check No.	Check Date	Vendor No.	Vendor Name	Check Amount	Line Amount
Invoice No.	PO No.	GL Account Name	Line Description		
121695	115717		Expenses Incurred-Not to exceed \$8K over course of		
121695	115717		3yrs contract-CA 10/8/2020		
			Line Amount Total		11,017.32
89156	10/28/21	V00184	Dianna Kile	1,320.00	
121679	119469		Contract Labor Expense		1,320.00
			Line Amount Total		1,320.00
89157	10/28/21	V00192	Glomar International, Inc.	945.03	
121661	119453		M&R TOE-Gantry Crane		472.51
121661	119453		M&R TOE-Gantry Crane		472.52
			Line Amount Total		945.03
89158	10/28/21	V00215	Spirit Environmental	4,226.50	
121691	116632		Consultant Fees - Other		4,226.50
121691	116632		Professional Services for;		
121691	116632		2021 Environmental Regulatory Compliance		
121691	116632		Project No. 20-21		
121691	116632		Board Approved 1/14/2021		
			Line Amount Total		4,226.50
89159	10/28/21	V00270	The Bulletin	495.00	
121601	119367		Community Advertising		495.00
			Line Amount Total		495.00
89160	10/28/21	V00285	Shoppa's Farm Supply	121.94	
121640	119380		M&R Groundskeeping Equipment-5510 John Deere		121.94
			Line Amount Total		121.94
89161	10/28/21	V00313	Greater Houston Partnership	1,100.00	
121681	119445		Dues & Memberships & Licenses		1,100.00
			Line Amount Total		1,100.00
89162	10/28/21	V00345	Certified Laboratories	308.08	
121641	119377		M&R TOE-Gantry Crane		154.04
121641	119377		M&R TOE-Gantry Crane		154.04
			Line Amount Total		308.08
89163	10/28/21	V00367	Texas Port's Association (TPA)	2,000.00	
121696	119473		Sales/Promotion Travel		2,000.00
			Line Amount Total		2,000.00
89164	10/28/21	V00426	Southern Publishing	500.00	
121649	119394		Community Advertising		500.00
			Line Amount Total		500.00
89165	10/28/21	V00583	Beaed LP	641.52	
121642	119376		Safety Supplies		641.52
			Line Amount Total		641.52
89166	10/28/21	V00624	CBRE, Inc.-Valuation and Advisory Services	2,100.00	
121675	119441		Construction in Progress		2,100.00
			Line Amount Total		2,100.00
89167	10/28/21	V00627	Zeno Imaging	62.74	
121670	119468		Maint & Repair - Office Equipment		9.25
121653	119437		Maint & Repair - Office Equipment		53.49
			Line Amount Total		62.74

Vendor Expenditure

Period: 10/01/21..10/31/21

Port Freeport

Tuesday, December 7, 2021

Page 26

FREEPORTMAY

Check No.	Check Date	Vendor No.	Vendor Name	Check Amount	
	Invoice No.	PO No.	GL Account Name	Line Description	Line Amount
89168	10/28/21	V00653	Paul Bridges & Associates, LLC	820.00	
	121684	118045		M&R TOE-Gantry Crane	820.00
	121684	118045		Professional Services for Container Crane Repair	
	121684	118045		Board Approved 6/10/2021	
				Line Amount Total	820.00
89169	10/28/21	V00667	ECR-El Campo Refrigeration	729.13	
	121655	119433		M&R Bldgs-Buildings VT Berth 7	729.13
				Line Amount Total	729.13
89170	10/28/21	V00668	DARE Capital Partners, LLC	4,773.02	
	121677	119379		M&R Other-Mowing, Weed Control Etc	1,225.58
	121677	119379		Maint & Repair - Pallets	1,476.80
	121678	119470		M&R Other-Mowing, Weed Control Etc	889.20
	121678	119470		Maint & Repair - Pallets	1,181.44
				Line Amount Total	4,773.02
89171	10/28/21	V00759	TransTech of SC Inc.	4,876.28	
	121693	118813		PCR Power Cable	
	121693	118813		Inventory- Spare Parts ZPMC Cranes	2,438.14
	121693	118813		Inventory- Spare Parts ZPMC Cranes	2,438.14
	121693	118813		Proprietary Vendor	
	121693	118813		Quote# 111922	
				Line Amount Total	4,876.28
89172	10/28/21	V00821	Summit Fire & Security	477.00	
	121685	119472		M&R Bldgs-Admin Bldg 1100 Cherry St	159.00
	121685	119472		M&R Transit Shed-T.S. Sprinkler System	159.00
	121685	119472		M&R Warehouse-WH51 Sprinkler System	159.00
				Line Amount Total	477.00
89173	10/28/21	V00841	CenterPoint Energy Houston	500.00	
	121657	119439		Construction in Progress	500.00
				Line Amount Total	500.00
89174	10/29/21	V00602	Texas Department of Agriculture	500.00	
	121731	119483		Dues & Memberships & Licenses	500.00
				Line Amount Total	500.00
			Texas Gulf Bank Accounts Payable	3,150,462.20	

Stevedore 2022 Renewals

Stevedore Company	Renewal Application	\$1,100.00 Check	Safety Contact Info	General Liability 1,000,000 per occ / 2,000,000 agg. Limit / ded 25,000 or less Additional Insured and Sub. Waiver	Auto Liability owned, non- owned and hired 1,000,000 Additional Insured and Sub. Waiver	Employers Liability no less 1,000,000 Sub. Waiver	Stevedore's Legal Liability no less 1,000,000 Additional Insured and Sub. Waiver	Umbrella or Excess Liability 5,000,000 per occ. Additional Insured and Sub. Waiver	USL & H Sub. Waiver	Drug and Alcohol Program	Safety Plan or Policy	TRIR	OSHA 300 Log	Lost time Injuries Port Freeport	Lost time Injuries Corporate	Cancellation Notice
Ceres Gulf, Inc. galfafara@ceresglobal.com Gena Alfafara	✓	✓	✓	✓	✓	✓	✓	✓	✓	On File	On File	2.79	✓	0	3	✓
Cooper/Ports America LLC penny.burney@c-pa.com Penny Burney	✓	✓	✓	✓	✓	✓	✓	✓	✓	On File	On File	4.2	✓	0	16	✓
Gulf Stevedoring Services, LLC mike@gulfsteve.com Mike Lynch	✓	✓	✓	✓	✓	✓	✓	✓	✓	File	File	0	✓	0	0	✓
Gulf Stream Marine, Inc. tonyi@gulfstreammarine.com Tony Joworski	✓	✓	✓	✓	✓	✓	✓	✓	✓	On File	On File	1.28	✓	0	2	✓
James J Flanagan Shipping tomf@jiflanagan.com Tom Flanagan, President	✓	✓	✓	✓	✓	✓	✓	✓	✓	On File	On File	0	✓	0	0	✓
Mammoet USA South, Inc. jayci.wagner@mammoet.com Jayci Wagner, Legal Administrator	✓	✓	✓	✓	✓	✓	✓	✓	✓	On File	On File	.73	✓	0	4	✓
Ports America Texas, Inc tiffany.buchanan@portsamerica.com Tiffany Buchanan	✓	✓	✓	✓	✓	✓	✓	✓	✓	On File	On File	4.86	✓	2	2	✓
Red Hook ConRo Terminals LLC mislamatis@redhookterminal.com Mike Stamatis	✓	✓	✓	✓	✓	✓	✓	✓	✓	On File	On File	0	✓	0	0	✓
Richardson Stevedoring & Logistics Krish@richardsoncompanies.com Krish Shukla	✓	✓	✓	✓	✓	✓	✓	✓	✓	On File	On File	2.46	✓	0	1	✓
Suderman Contracting Stevedores loni.clark@metroports.com Joni Clark	✓	✓	✓	✓	✓	✓	✓	✓	✓	On File	On File	4.45	✓	0	3	✓

2022 *Proposed* Board Meeting Dates

January 13
January 27

February 10
February 24

March 10
March 24

April 14
April 28

May 12
May 26

June 9
June 30 (*5th Thursday*)

July 21

August 11
August 25

September 8
September 22

October 13
October 27

November 17

December 15

Board meetings will begin at 1:00 p.m.

Dates are subject to change.