






HealthPRO Heritage's  
**PROACTIVE CHART AUDITS**

*Easily Assures Return on Investment*

HealthPRO Heritage's  
**PDPM Consulting + Education +  
Workflow Development**

*Assures Meaningful Financial Impact*

Partnerships in 2020 (Sample of 5 Varied Partners)	# Chart Audits	\$ Opportunity Identified	\$ Recovered Prior to Transmission
<b>1 Facility</b> (Therapy + Consulting Services)	20	\$5,218	\$2,974
<b>Chain of 8 Facilities</b> (Bundled Services "Beyond Rehab" Contract)	167	\$91,259	\$33,121
<b>1 Facility</b> (Consulting Services only)	11	\$6,881	\$98
<b>1 Facility</b> (Consulting Services only)	28	\$3,793	\$2,111
<b>Chain of 5 Facilities</b> (Therapy + Consulting Services only)	24	\$13,137	\$7,322

Additional PDPM Revenue Captured Over 6 Months (Average Q4 2019 rates compared with current rates after HPH consulting services)
 <b>\$96 K</b>
 <b>\$182 K</b>
 <b>\$455 K</b>
 <b>\$297 K</b>
 <b>\$438 K</b>